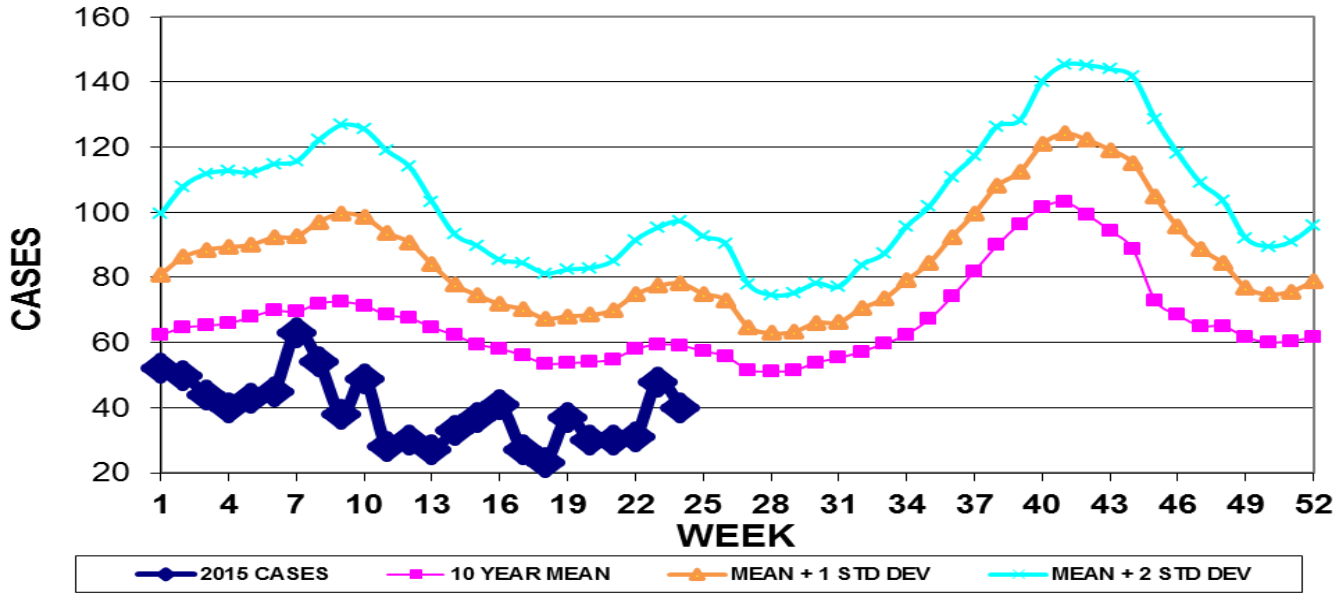


INFECTION CONTROL DEPARTMENT
 GUAM MEMORIAL HOSPITAL AUTHORITY
GUAM EPIDEMIOLOGY NEWSLETTER

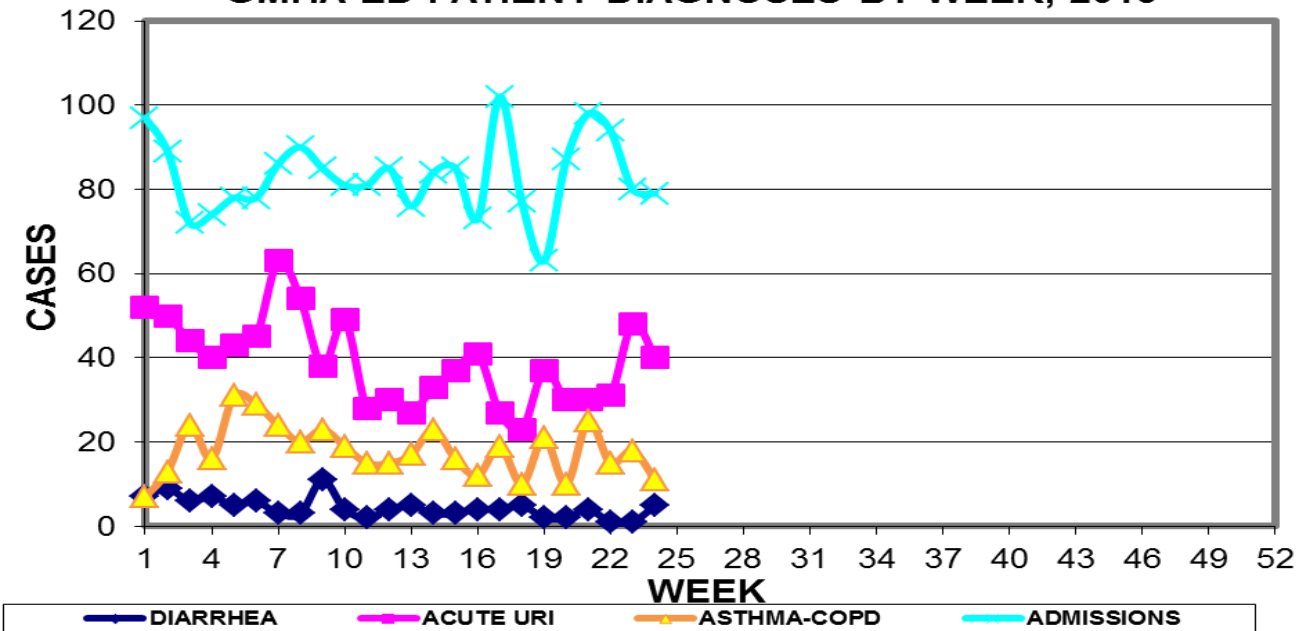
REPORT FOR WEEK ENDING: 6/20/2015 (Reporting week 2015-24)

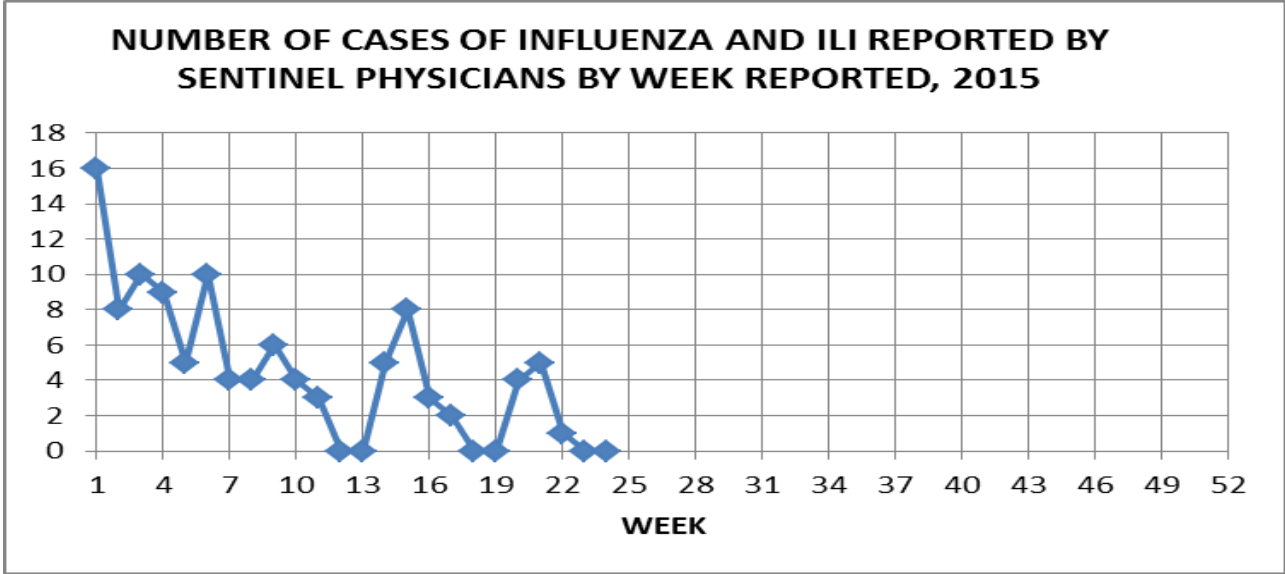
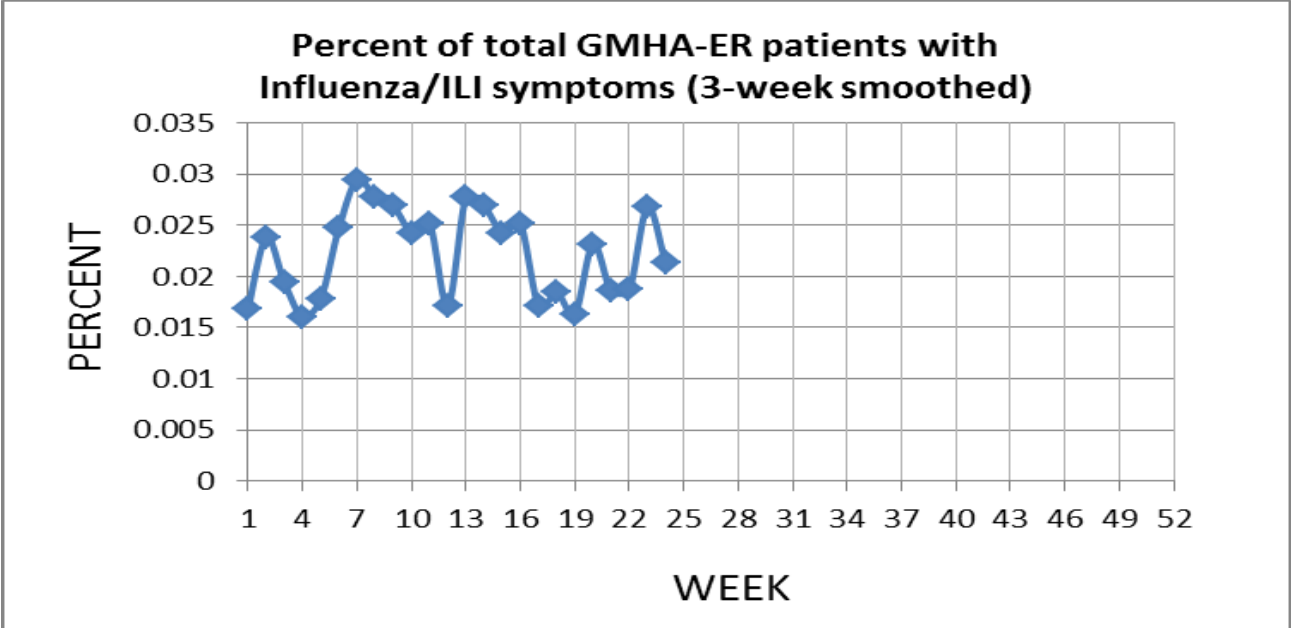
GUAM REPORTS

**GUAM ACUTE RESPIRATORY INFECTION SURVEILLANCE 2015;
 GMHA-EMERGENCY DEPARTMENT PATIENTS BY WEEK SEEN**



**GUAM SYNDROMIC DISEASE SURVEILLANCE
 GMHA-ED PATIENT DIAGNOSES BY WEEK, 2015**





GUAM SENTINEL PHYSICIAN INFLUENZA SURVEILLANCE

REPORTS OF INFLUENZA OR INFLUENZA-LIKE ILLNESSES
RECEIVED FOR THE WEEK ENDING 6/20/15

No cases reported by sentinel physicians

Bureau of Communicable Disease Control

Guam Department of Public Health & Social Services

H1N1 INFLUENZA SURVEILLANCE, WEEK 24

NO CASES OF H1N1 REPORTED FOR WEEK 24

Cumulative 2015: 0 civilian & 0 military cases

INFECTION CONTROL DEPARTMENT
 GUAM MEMORIAL HOSPITAL AUTHORITY
**HOSPITALIZATIONS FOR INFLUENZA A BY AGE
 AND MORBIDITY REPORTING WEEK, 2015**

AGE	13	14	15	16	17	18	19	20	21	22	23	24	TOTAL
0-4													
5-18										1			1
19-24													
25-49													
50-64													
65+													1
TOTAL	0	0	0	0	0	0	0	0	0	1	0	0	2

Bureau of Communicable Disease Control
Guam Department of Public Health & Social Services
ISLAND-WIDE COMMUNICABLE DISEASE REPORT

REPORTS RECEIVED DURING THE WEEK ENDING 6/20/2015

<i>Acinetobacter</i> MDR	1
<i>Achromobacter</i> MDR	1
<i>Chlamydia trachomatis</i>	15
<i>Clostridium difficile</i>	1
Conjunctivitis	1
<i>E. coli</i> MDR	5
Gonorrhea	1
Hepatitis B	1
Hepatitis C	3
<i>Klebsiella pneumoniae</i> MDR	2
<i>Morganella</i> MDR	1
Pertussis	1
RSV	1
Scabies	3
Streptococcal sore throat	2
Streptococcal disease, other	4
<i>Tuberculosis simiae</i>	1
VRE	2

□

INFECTION CONTROL DEPARTMENT
 GUAM MEMORIAL HOSPITAL AUTHORITY
**GMHA-EMERGENCY DEPARTMENT CLINICAL DIAGNOSES OF INFLUENZA OR
 FLU-SYNDROME BY WEEK AND PATIENT'S VILLAGE OF RESIDENCE, 2015**
 (Villages listed geographically from northern-most to southern-most)

VILLAGE	WEEK										TOTAL	2015 RATE
	15	16	17	18	19	20	21	22	23	24		
Yigo	1	0	1	1	1	1	1	1	0	1	29	139.08
Dededo	2	5	3	1	4	2	4	1	5	3	70	153.42
Tamuning	0	2	2	1	1	0	0	1	1	1	22	110.08
Barrigada	1	0	0	1	0	1	0	0	1	0	11	122.09
Mangilao	1	1	0	1	2	4	0	1	1	1	22	142.65
Mongmong-T-M	0	1	0	0	1	0	2	0	1	0	19	274.21
Hagatña	0	1	0	0	0	0	0	1	1	0	4	374.88
Agaña Heights	0	0	0	0	0	0	0	0	0	0	0	0.00
Sinajana	1	1	0	0	0	0	0	0	0	0	4	152.03
Chalan Pago-Ordot	0	0	1	0	0	0	0	0	0	0	4	57.75
Asan-Maina	0	0	0	0	0	0	0	0	0	0	0	0.00
Piti	0	0	0	0	0	0	0	0	0	0	0	0.00
Santa Rita	0	0	0	0	0	1	0	0	1	0	6	97.13
Agat	1	1	1	1	0	0	1	0	0	0	11	220.35
Yona	0	0	0	0	0	0	0	1	0	0	4	60.80
Talofofu	1	0	0	0	0	0	0	1	0	1	4	129.20
Inarajan	0	0	1	0	0	0	0	1	0	0	6	259.97
Merizo	0	0	0	0	0	0	0	0	0	0	5	266.24
Umatac	0	0	0	0	0	0	0	0	0	0	0	0.00
Tourist	0	0	0	0	1	0	0	0	0	0	5	
Unknown	0	0	0	0	0	0	0	1	0	0	2	
TOTAL	8	12	9	6	10	9	8	9	11	7	231	142.78

NOTE: Rate = cases per 100,000 population for the year to date.

INFLUENZA/ILI ACTIVITY LEVEL - Regional (7 villages affected)
 (ACTIVITY LEVELS: No activity, Sporadic, Local, Regional, Widespread)

GUAM ANIMAL DISEASE (ZONOSSES) REPORTS
 REPORTS RECEIVED FOR THE WEEK ENDING 6/20/2015

None received