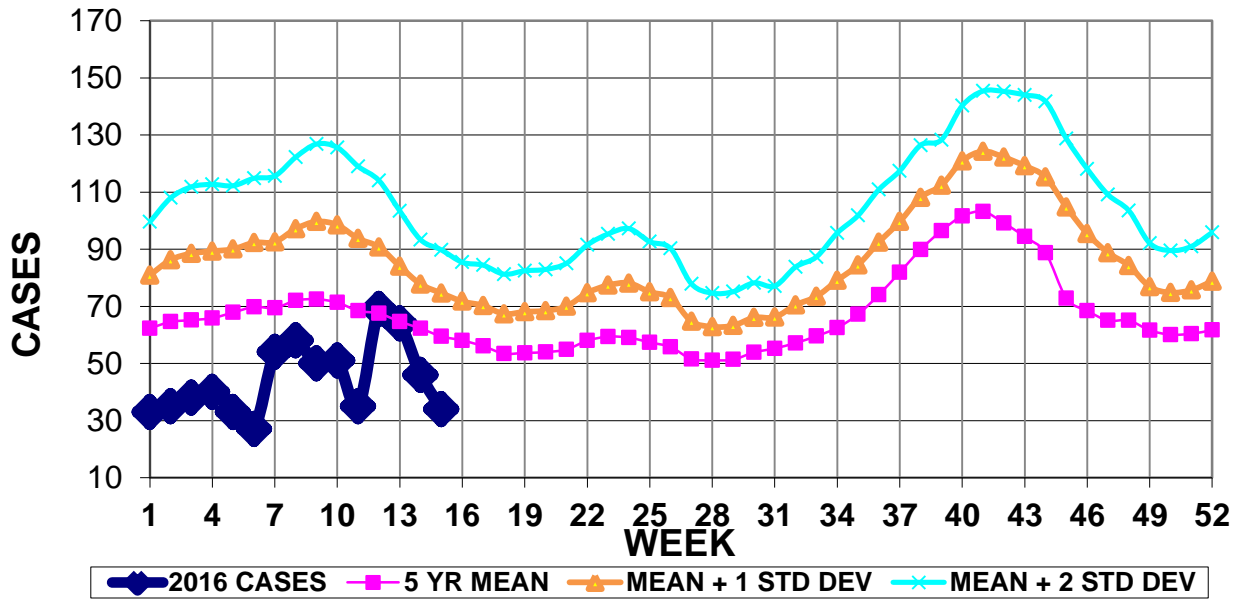


INFECTION CONTROL DEPARTMENT
 GUAM MEMORIAL HOSPITAL AUTHORITY
GUAM EPIDEMIOLOGY NEWSLETTER

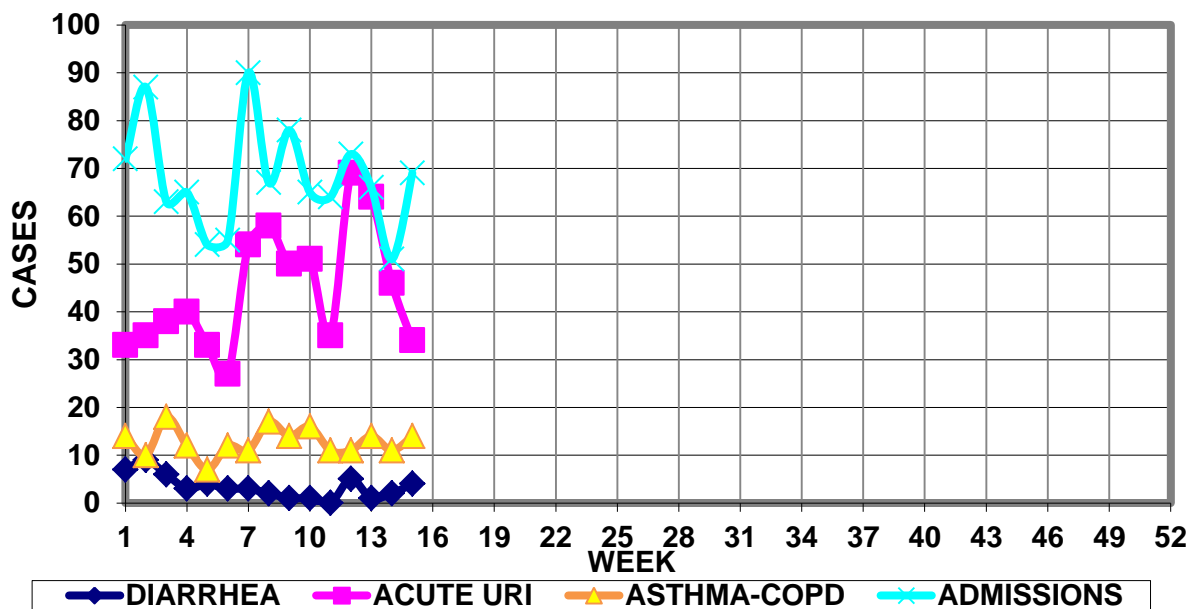
REPORT FOR WEEK ENDING: 4/16/2016 (Reporting week 2016-15)

GUAM REPORTS

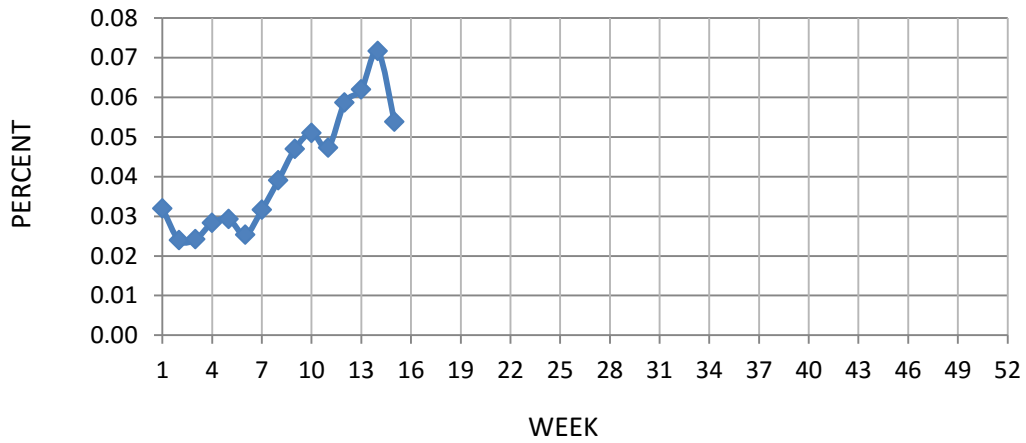
**GUAM ACUTE RESPIRATORY INFECTION SURVEILLANCE 2016;
 GMHA-EMERGENCY DEPARTMENT PATIENTS BY WEEK SEEN**



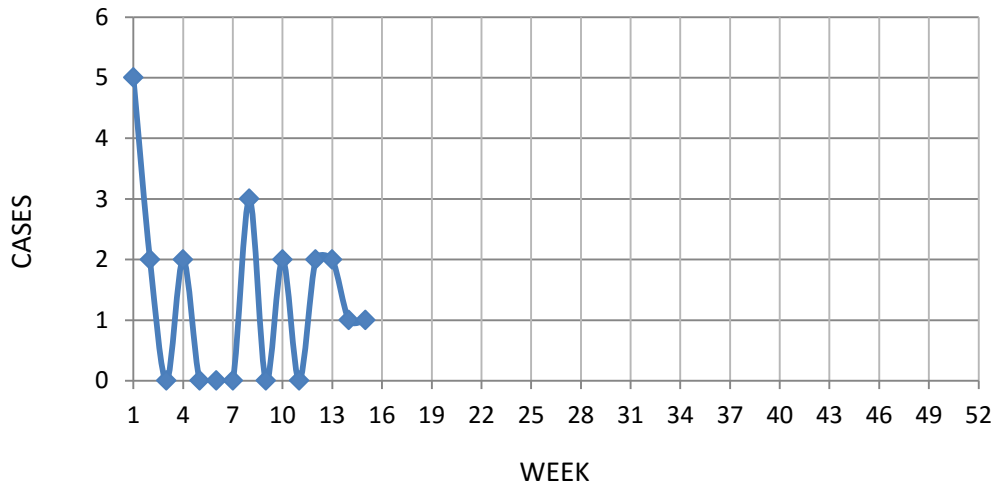
**GUAM SYNDROMIC DISEASE SURVEILLANCE
 GMHA-ED PATIENT DIAGNOSES BY WEEK, 2016**



PERCENT OF TOTAL PATIENTS SEEN IN THE GMHA-ER WITH A DIAGNOSIS OF FLU/ILI (3-WEEK SMOOTHED), 2016



NUMBER OF CASES OF INFLUENZA AND ILI REPORTED BY SENTINEL PHYSICIANS BY WEEK REPORTED, 2016



GUAM SENTINEL PHYSICIAN INFLUENZA SURVEILLANCE

REPORTS OF INFLUENZA OR INFLUENZA-LIKE ILLNESSES

RECEIVED FOR THE WEEK ENDING 4/16/16

One case reported by sentinel physicians

Bureau of Communicable Disease Control
Guam Department of Public Health & Social Services
H1N1 INFLUENZA SURVEILLANCE
0 CASES OF H1N1 REPORTED FOR 2016 WEEK 15
Cumulative 2016: 25 civilian & 2 military cases

INFECTION CONTROL DEPARTMENT
 GUAM MEMORIAL HOSPITAL AUTHORITY
HOSPITALIZATIONS FOR INFLUENZA A BY AGE
AND MORBIDITY REPORTING WEEK, 2016

AGE	6	7	8	9	10	11	12	13	14	15	TOTAL
0-4											
5-18											
19-24											
25-49											
50-64											
65+											
TOTAL	0	0	0	0	0	0	0	0	0	0	0

Bureau of Communicable Disease Control
Guam Department of Public Health & Social Services
ISLAND-WIDE COMMUNICABLE DISEASE REPORT

REPORTS RECEIVED DURING THE WEEK ENDING 4/16/2016

<i>A. baumannii</i> MDR, Meropenem resistant	3
<i>Chlamydia trachomatis</i>	18
Conjunctivitis	4
<i>E. coli</i> MDR, ESBL+	1
Gonorrhea	1
<i>Helicobacter pylori</i>	2
Hepatitis A	1
Hepatitis C	2
<i>Haemophilus influenzae</i>	1
<i>Klebsiella pneumoniae</i> MDR, ESBL+	2
MRSA	15
Mumps	1
Pertussis	2
<i>Pseudomonas aruginosa</i> MDR	1
Scabies	3
Scombroid fish poisoning	2
Streptococcal sore throat	3
Streptococcal disease, other	3
<i>Streptococcus pyogenes</i> , invasive (blood)	1

INFECTION CONTROL DEPARTMENT
GUAM MEMORIAL HOSPITAL AUTHORITY

**GMHA-EMERGENCY DEPARTMENT CLINICAL DIAGNOSES OF INFLUENZA OR
FLU-SYNDROME BY WEEK AND PATIENT'S VILLAGE OF RESIDENCE, 2016**

(Villages listed geographically from northern-most to southern-most)

VILLAGE	WEEK										TOTAL	2016 RATE
	6	7	8	9	10	11	12	13	14	15		
Yigo	0	4	1	3	1	2	1	4	3	1	24	114.42
Dededo	1	3	4	3	5	1	8	4	4	2	47	102.40
Tamuning	0	1	2	2	3	1	0	7	2	0	20	99.49
Barrigada	1	2	1	3	1	1	0	0	0	0	11	121.37
Mangilao	0	3	3	1	6	2	1	4	1	1	26	167.59
Mongmong-T-M	0	3	2	0	2	3	2	1	2	1	20	286.94
Hagatña	0	0	0	0	0	0	1	0	0	0	1	93.20
Agaña Heights	0	1	0	1	0	1	1	0	0	0	5	128.57
Sinajana	0	0	0	0	0	0	0	2	0	0	3	113.34
Chalan Pago-Ordot	0	0	0	4	0	0	1	2	1	0	8	114.83
Asan-Maina	0	0	0	0	0	0	7	0	0	0	7	320.81
Piti	0	1	0	0	0	0	0	0	0	0	1	67.34
Santa Rita	0	0	0	1	1	0	1	0	4	0	9	144.86
Agat	1	2	0	0	3	0	0	0	0	0	9	179.25
Yona	2	0	0	0	0	1	2	0	1	0	10	151.10
Talofof	0	0	1	0	0	0	2	0	0	1	4	128.41
Inarajan	0	1	3	1	0	0	2	2	0	0	10	430.85
Merizo	0	0	0	0	0	0	0	1	1	0	3	158.81
Umatac	0	0	0	0	0	0	0	0	0	0	0	0
Tourist	0	1	0	1	0	0	1	0	0	0	4	
Unknown	0	0	0	0	1	0	0	0	0	0	1	
TOTAL	5	22	17	20	23	12	30	27	19	6	225	138.26

NOTE: Rate = cases per 100,000 population for the year to date.

GMHA-ER INFLUENZA/ILI ACTIVITY LEVEL – REGIONAL (5 of 19 villages affected)

(ACTIVITY LEVELS: No activity, Sporadic, Local, Regional, Widespread)

GMHA-ER INFLUENZA/ILI ACTIVITY BY AGE – WEEK 14

GENDER	Total	< 1	1 – 4	5 - 9	10-14	15-19	20-24	25-29	30-39	40-49	50-64	65+	UNK
MALE	3	0	1	1	0	0	0	0	0	0	0	1	0
FEMALE	3	0	1	1	0	0	0	0	0	0	0	1	0
TOTAL	6	0	2	2	0	0	0	0	0	0	0	2	0

GUAM ANIMAL DISEASE (ZOOSES) REPORTS

None reported