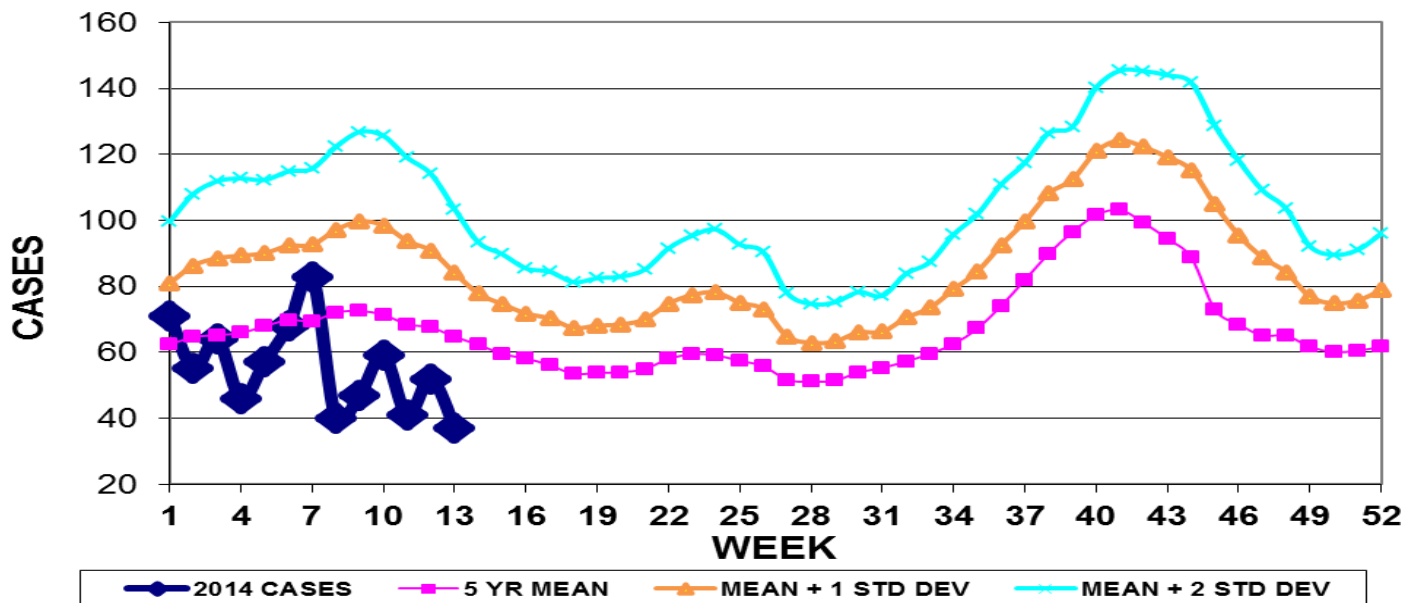


INFECTION CONTROL DEPARTMENT
 GUAM MEMORIAL HOSPITAL AUTHORITY
GUAM EPIDEMIOLOGY NEWSLETTER

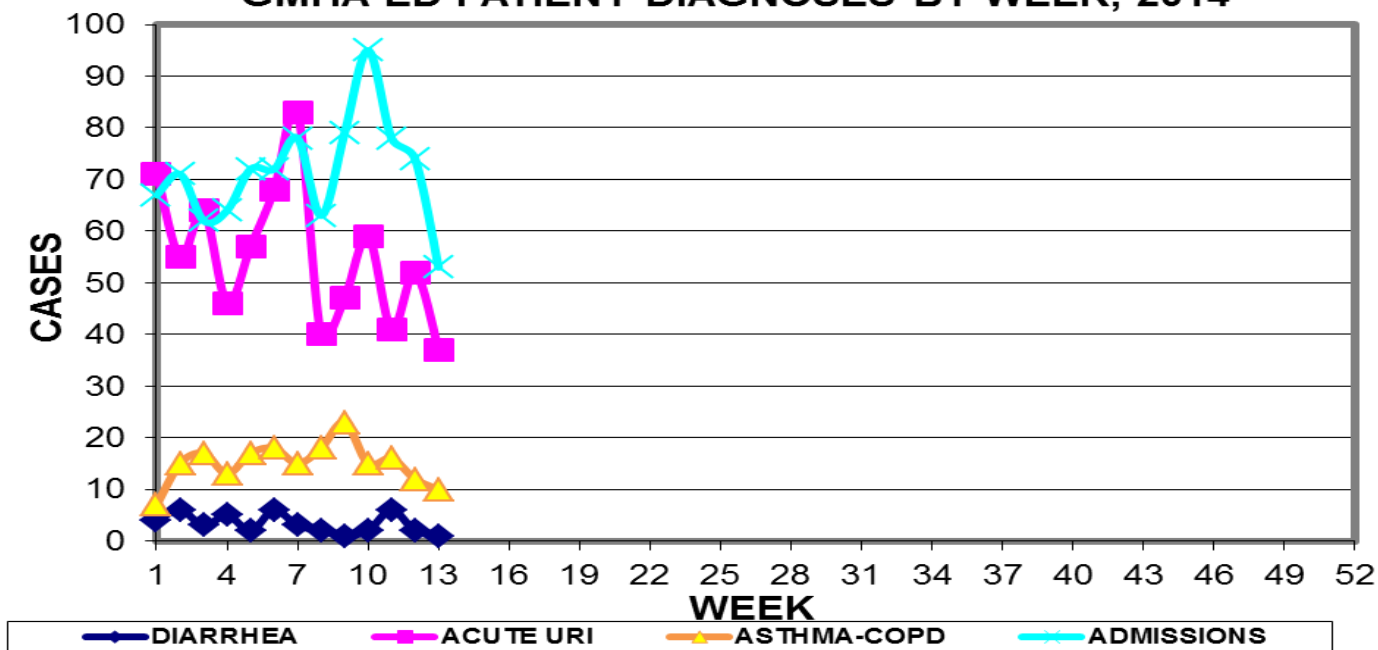
REPORT FOR WEEK ENDING: 3/29/2014 (Reporting week 2014-13)

GUAM REPORTS

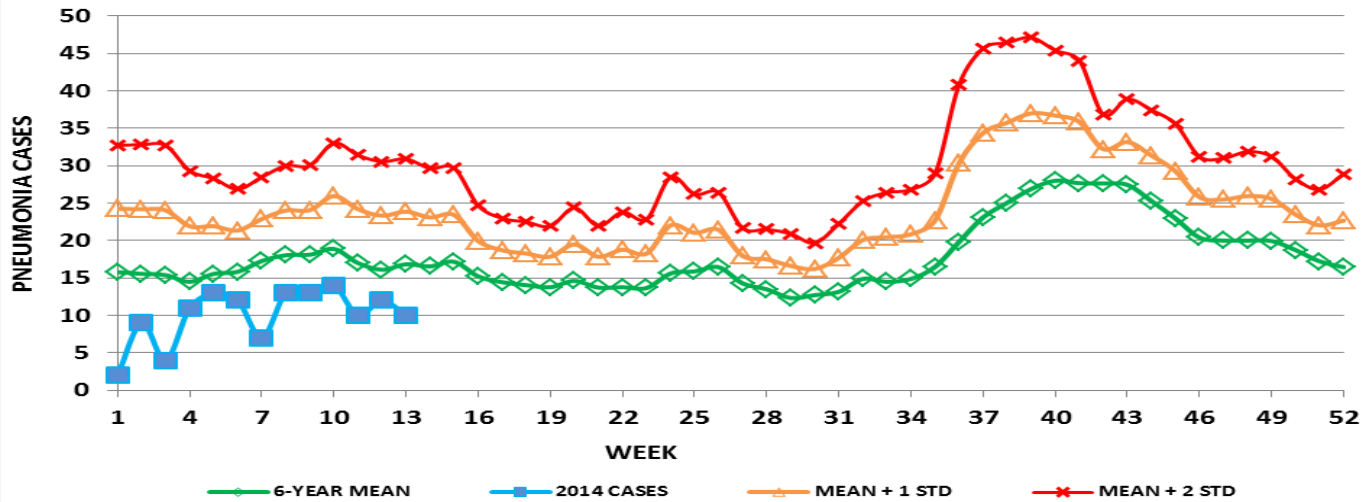
**GUAM ACUTE RESPIRATORY INFECTION SURVEILLANCE 2014;
 GMHA-EMERGENCY DEPARTMENT PATIENTS BY WEEK SEEN**



**GUAM SYNDROMIC DISEASE SURVEILLANCE
 GMHA-ED PATIENT DIAGNOSES BY WEEK, 2014**



**MEDICAL RECORDS AND INFECTION CONTROL DEPARTMENTS
GUAM MEMORIAL HOSPITAL AUTHORITY
HOSPITAL INPATIENT DISCHARGES WITH A DIAGNOSIS OF PNEUMONIA
BY WEEK DISCHARGED, 2014**



GUAM SENTINEL PHYSICIAN INFLUENZA SURVEILLANCE

REPORTS OF INFLUENZA OR INFLUENZA-LIKE ILLNESSES

RECEIVED FOR THE WEEK ENDING 3/29/14

Regional – Seven cases reported by sentinel physicians

(ACTIVITY LEVELS: No activity, Sporadic, Local, Regional, Widespread)

Bureau of Communicable Disease Control

Guam Department of Public Health & Social Services

H1N1 INFLUENZA SURVEILLANCE, WEEK 13, 2014

NO CASES OF H1N1 REPORTED FOR WEEK 13

Cumulative 2014: 0 civilian & 0 military cases

INFECTION CONTROL DEPARTMENT
GUAM MEMORIAL HOSPITAL AUTHORITY

**HOSPITALIZATIONS FOR INFLUENZA A BY AGE
AND MORBIDITY REPORTING WEEK**

AGE	4	5	6	7	8	9	10	11	12	13	TOTAL
0-4									1		1
5-18											
19-24											
25-49											
50-64			1								1
65+											
TOTAL	0	0	1	0	0	0	0	0	1	0	2

INFECTION CONTROL DEPARTMENT
 GUAM MEMORIAL HOSPITAL AUTHORITY
**GMHA-EMERGENCY DEPARTMENT CLINICAL DIAGNOSES OF INFLUENZA OR FLU-
 SYNDROME BY WEEK AND PATIENT'S VILLAGE OF RESIDENCE, 2013**
 (Villages listed geographically from northern-most to southern-most)

VILLAGE	WEEK										TOTAL	2014 RATE
	4	5	6	7	8	9	10	11	12	13		
Yigo	0	1	2	1	0	2	0	0	3	1	13	62.65
Dededo	4	2	4	2	0	0	4	2	4	1	36	79.28
Tamuning	0	0	0	2	1	2	0	2	3	0	16	80.45
Barrigada	1	2	0	1	0	1	2	1	1	4	15	167.28
Mangilao	2	0	1	2	0	1	2	2	0	0	10	65.16
M-T-M	1	1	0	0	0	1	0	0	0	2	7	101.52
Hagatna	0	0	0	0	0	0	0	0	0	1	2	188.32
Agaña Hts	0	1	0	0	0	0	0	0	0	0	1	25.99
Sinajana	0	0	0	1	0	0	1	0	0	0	4	152.73
Chalan Pago-Ordot	0	0	0	0	0	0	1	0	0	1	5	72.55
Asan-Maina	0	0	0	0	0	0	0	0	0	0	0	0
Piti	0	0	1	0	0	0	0	0	0	0	2	136.15
Santa Rita	0	0	0	0	0	1	0	0	0	0	1	16.27
Agat	0	1	0	0	0	0	0	0	0	0	1	20.13
Yona	0	1	0	1	0	0	1	0	0	1	5	76.37
Talofof	1	1	0	2	0	0	0	0	0	0	5	162.28
Inarajan	0	0	1	0	0	0	0	0	0	0	2	87.11
Merizo	0	0	0	0	0	0	0	0	0	0	1	53.50
Umatac	0	0	0	1	0	0	0	0	0	0	1	126.58
Tourist	0	1	0	2	0	0	1	2	0	0	6	
Unknown	0	0	0	0	0	0	0	0	0	0	0	
TOTAL	9	11	9	15	1	8	12	9	11	11	133	82.61

NOTE: Rate = cases per 100,000 population for the specified period.

GUAM ANIMAL DISEASE (ZONOSSES) REPORTS
 REPORTS RECEIVED FOR THE WEEK ENDING 3/29/2014

No cases reported

Bureau of Communicable Disease Control
Guam Department of Public Health & Social Services
ISLAND-WIDE COMMUNICABLE DISEASE REPORT

REPORTS RECEIVED FOR THE WEEK ENDING 3/29/2014

<i>Chlamydia trachomatis</i>	15
<i>E. coli</i> MDR, ESBL+	2
Hepatitis A	2
Hepatitis C	2
HSV 1	1
Influenza A	2
MRSA	7
Kawasaki syndrome	1
Penicillin-resistant <i>Streptococcus pneumoniae</i>	1
Streptococcal sore throat	4
TB, Pulmonary	1

PREVENTIVE MEDICINE DEPARTMENT
 U.S. NAVAL HOSPITAL GUAM
**PNEUMONIA CASES SEEN IN GUAM MILITARY
 TREATMENT FACILITIES BY WEEK REPORTED, 2014**

