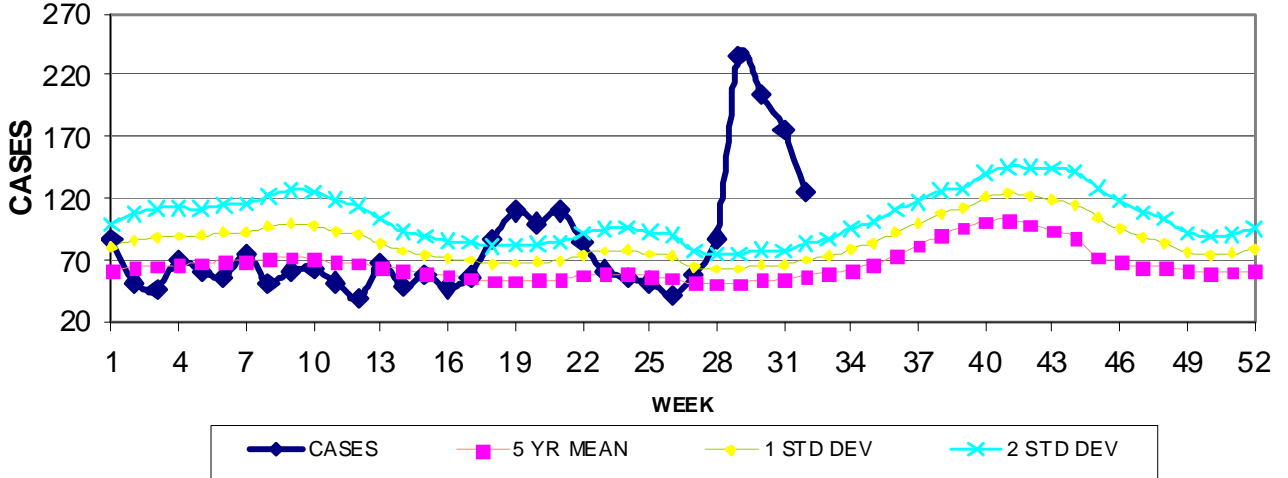
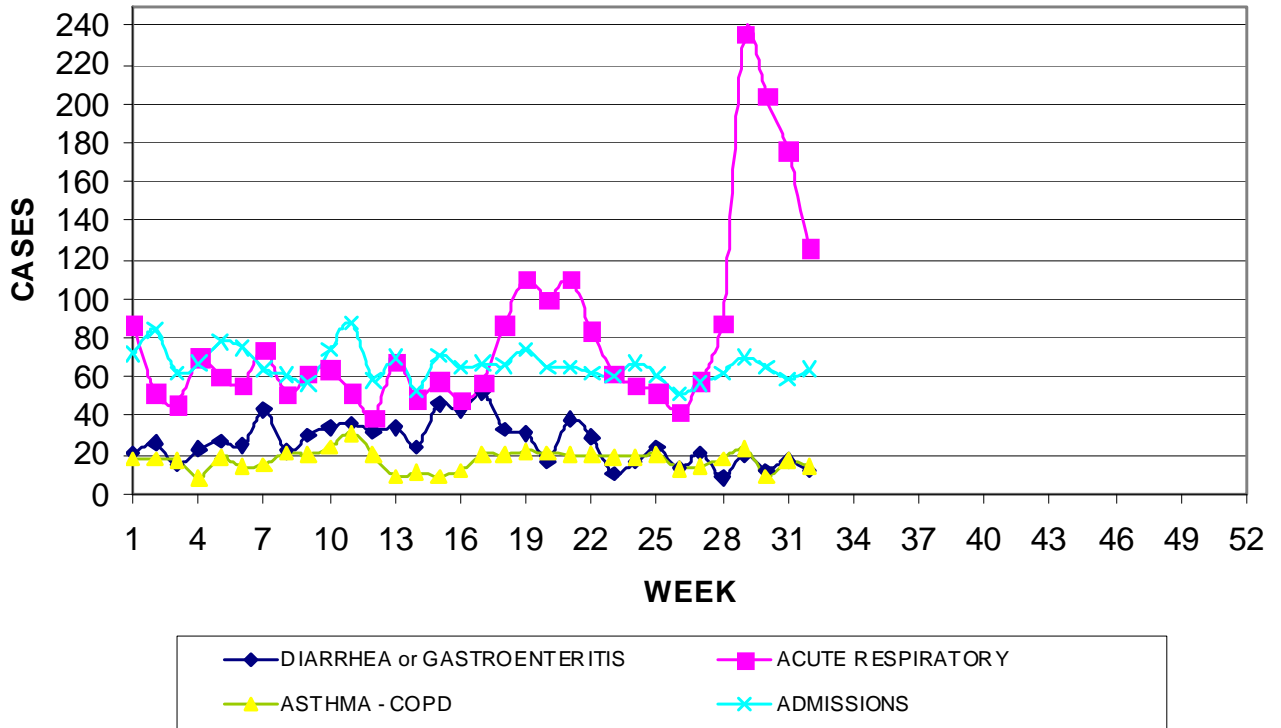


GUAM REPORTS

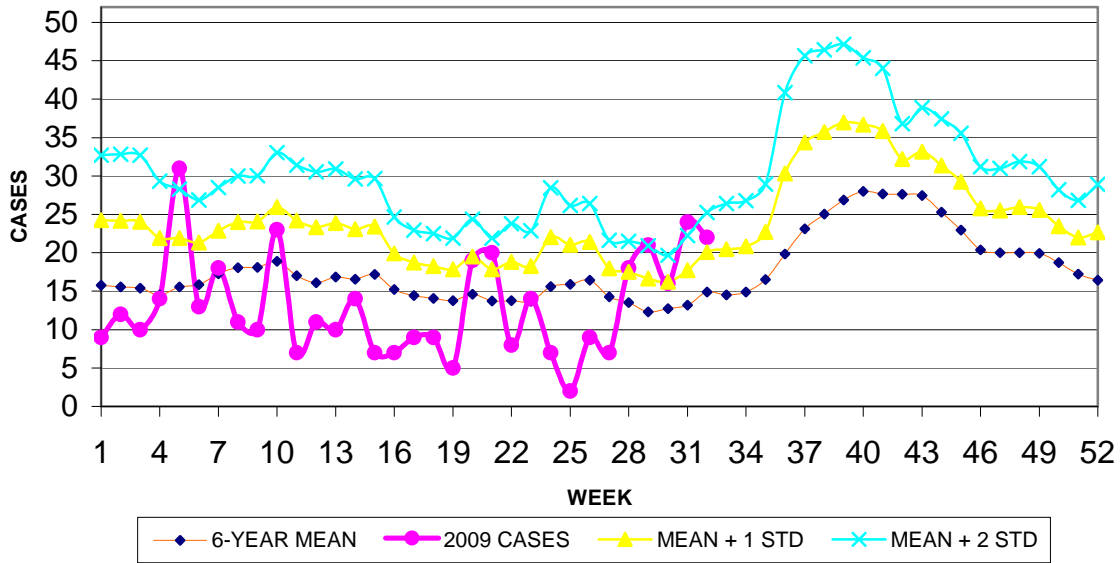
**GUAM ACUTE RESPIRATORY INFECTION SURVEILLANCE, 2009;
 NUMBER OF PATIENTS SEEN IN THE GMHA-ED BY WEEK SEEN**



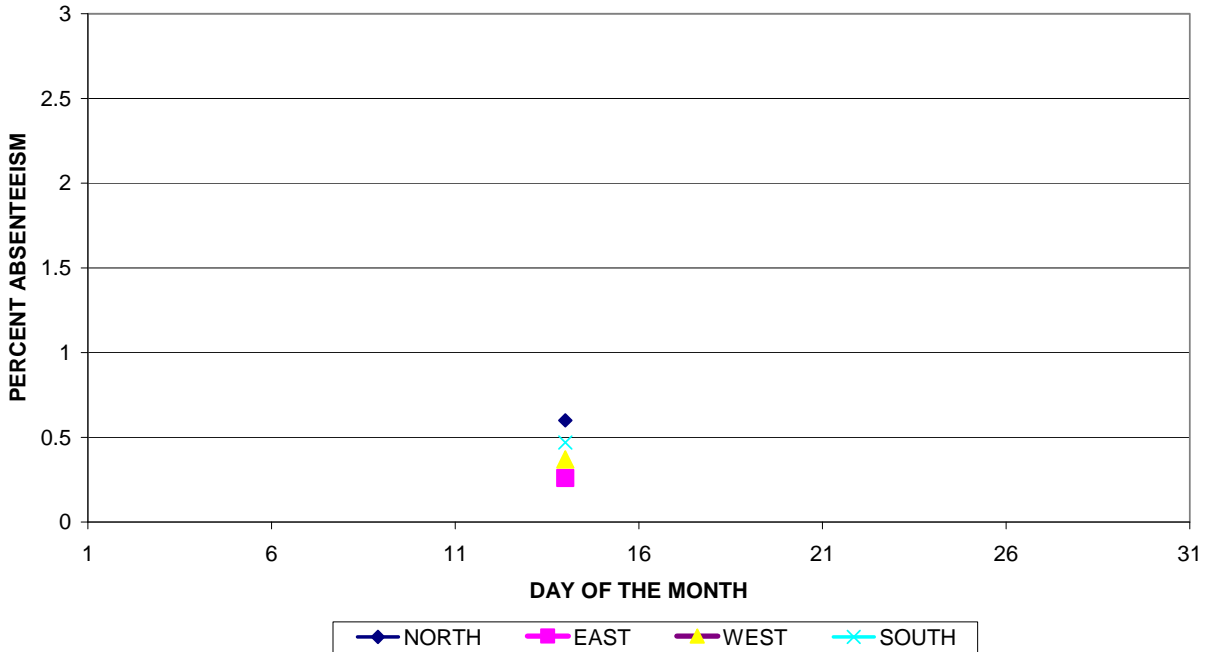
**GUAM SYNDROMIC DISEASE SURVEILLANCE
 GMHA-ED PATIENT DIAGNOSES BY WEEK FOR
 CALENDAR YEAR 2009**



**HOSPITAL INPATIENT DISCHARGES WITH A DIAGNOSIS OF
 PNEUMONIA BY WEEK DISCHARGED, 2009**

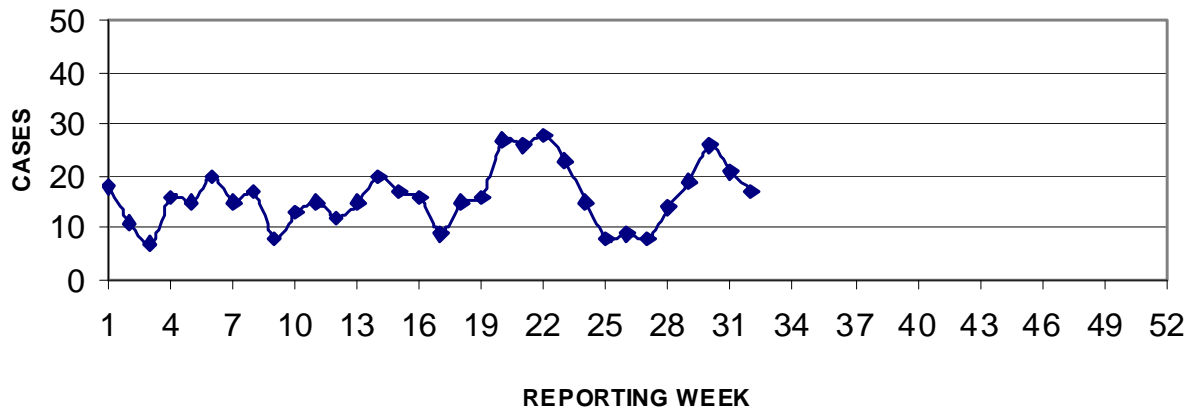


**GUAM DEPARTMENT OF EDUCATION
 STUDENT ABSENTEEISM PERCENT BY DISTRICT
 AUGUST, 2009**



PREVENTIVE MEDICINE DEPARTMENT
 U.S. NAVAL HOSPITAL GUAM

**PNEUMONIA CASES SEEN IN GUAM MILITARY TREATMENT FACILITIES
 BY WEEK REPORTED, 2009**



**GUAM SENTINEL PHYSICIAN INFLUENZA SURVEILLANCE
 REPORTS OF INFLUENZA OR INFLUENZA-LIKE ILLNESSES
 RECEIVED FOR THE WEEK ENDING 8/15/2009**

Sporadic - 4 reported

(ACTIVITY LEVELS: None, Isolated, Sporadic, Local, Regional, Widespread)

GUAM MEMORIAL HOSPITAL
 INFECTION CONTROL DEPARTMENT

COMMUNICABLE DISEASE REPORT
 REPORTS RECEIVED FOR THE WEEK ENDING 8/15/2009

<i>Clostridium difficile</i>	1
Conjunctivitis	3
Gonorrhea	1
Hepatitis B	2
Hepatitis C	1
Influenza A	40
Influenza H1N1	20
MDR <i>Acinetobacter baumannii</i>	1
MDR <i>Klebsiella pneumoniae</i>	1
MRSA	9
<i>Strep.</i> sore throat	3
<i>Strep.</i> Group A (leg)	1
VRE	1

GUAM MEMORIAL HOSPITAL
 INFECTION CONTROL DEPARTMENT
**GMHA-ED CLINICAL DIAGNOSES OF INFLUENZA AND FLU-SYNDROME
 BY WEEK AND PATIENT'S VILLAGE OF RESIDENCE**
 (Villages listed geographically from northern-most to southern-most)

WEEK

VILLAGE	26	27	28	29	30	31	32	TOTAL	RATE TO DATE¹
Yigo	0	2	4	13	6	7	5	37	164.97
Dededo	1	4	9	21	12	10	8	65	131.32
Tamuning	1	1	3	6	5	15	2	33	159.08
Barrigada	0	0	0	1	3	1	0	5	50.18
Mangilao	0	0	3	13	1	8	1	26	169.58
Mongmong-T-M	2	0	1	6	6	2	3	20	297.09
Hagatna	0	0	0	0	1	0	0	1	78.93
Agaña Heights	0	0	1	0	0	1	0	2	44.07
Sinajana	0	0	0	1	1	0	0	2	60.86
Chalan Pago-Ordot	1	0	2	8	0	2	2	15	21991
Asan-Maina	0	0	0	2	3	1	0	6	249.47
Piti	0	0	0	0	2	0	1	3	156.33
Santa Rita	0	0	1	3	0	1	0	5	57.88
Agat	0	0	0	1	3	7	0	11	168.87
Yona	1	0	3	10	3	4	1	22	294.63
Talofofo	1	0	0	1	0	2	1	5	135.03
Inarajan	1	0	0	6	2	1	2	12	341.39
Merizo	0	0	0	1	0	0	1	2	80.29
Umatac	0	0	0	0	1	0	0	1	97.85
TOTAL	8	7	27	93	49	62	27	273	153.12

¹ Cases per 100,000 population

GUAM ANIMAL DISEASE (ZONOSSES) REPORTS
 REPORTS RECEIVED FOR THE WEEK ENDING 8/15/2009
Anaplasmosis – 1 canine, Leptospirosis – 1 canine

W.H.O. A(H5N1) INFLUENZA SURVEILLANCE

WHO reports the cumulative number of confirmed human cases and human deaths due to avian influenza (H5N1).
 Latest information available as of 3:30 PM, 8/19//2009 Guam-time.

COUNTRY		2003	2004	2005	2006	2007	2008	2009	TOTAL
Azerbaijan	Cases	0	0	0	8	0	0	0	8
	Deaths	0	0	0	5	0	0	0	5
Bangladesh	Cases	0	0	0	0	0	0	0	1
	Deaths	0	0	0	0	0	0	0	0
Cambodia	Cases	0	0	4	2	1	0	0	8
	Deaths	0	0	4	2	1	0	0	7
China	Cases	1	0	8	13	5	4	7	38
	Deaths	1	0	5	8	3	4	4	25
Djibouti	Cases	0	0	0	1	0	0	0	1
	Deaths	0	0	0	0	0	0	0	0
Egypt	Cases	0	0	0	18	25	8	32	83
	Deaths	0	0	0	10	9	4	4	27
Indonesia	Cases	0	0	20	55	42	24	0	141
	Deaths	0	0	13	45	37	20	0	115
Iraq	Cases	0	0	0	3	0	0	0	3
	Deaths	0	0	0	2	0	0	0	2
Laos	Cases	0	0	0	0	2	0	0	2
	Deaths	0	0	0	0	2	0	0	2
Myanmar	Cases	0	0	0	0	1	0	0	1
	Deaths	0	0	0	0	0	0	0	0
Nigeria	Cases	0	0	0	0	1	0	0	1
	Deaths	0	0	0	0	1	0	0	1
Pakistan	Cases	0	0	0	0	3	0	0	3
	Deaths	0	0	0	0	1	0	0	1
Thailand	Cases	0	17	5	3	0	0	0	25
	Deaths	0	12	2	3	0	0	0	17
Turkey	Cases	0	0	0	12	0	0	0	12
	Deaths	0	0	0	4	0	0	0	4
Viet Nam	Cases	3	29	61	0	8	6	4	111
	Deaths	3	20	19	0	5	5	4	56
TOTAL	Cases	4	46	98	115	86	42	43	438
	Deaths	4	32	43	79	59	31	12	262

NOTE: Total number of cases includes number of deaths. WHO reports only laboratory-confirmed cases. Figures that have changed since last week's report are noted in **BOLD**, new cases are enclosed ()