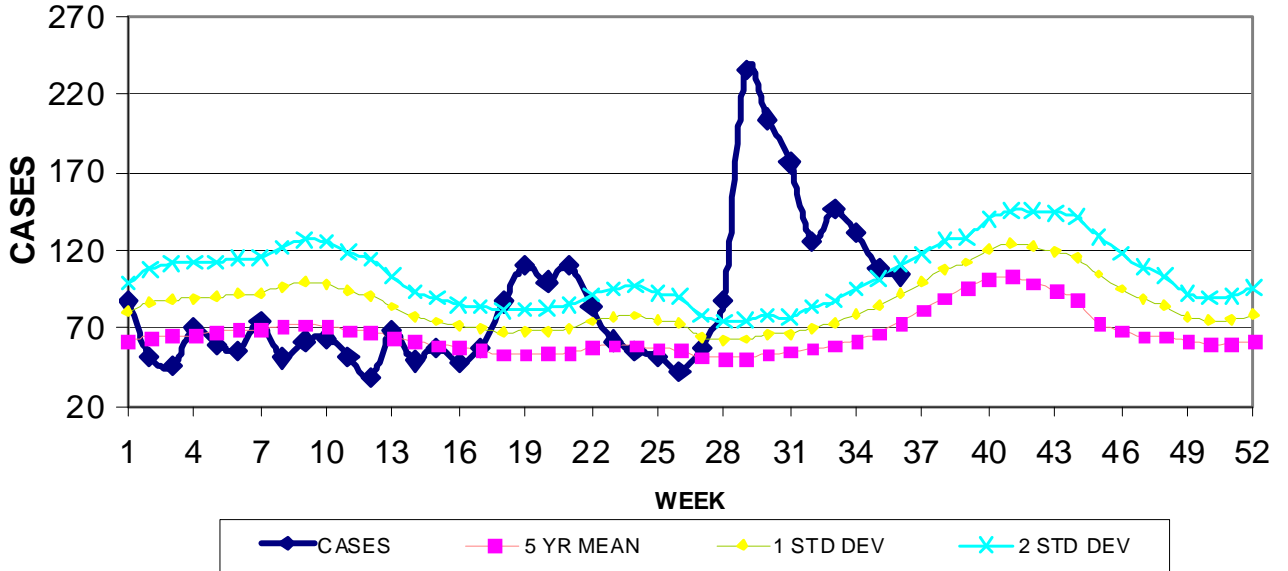
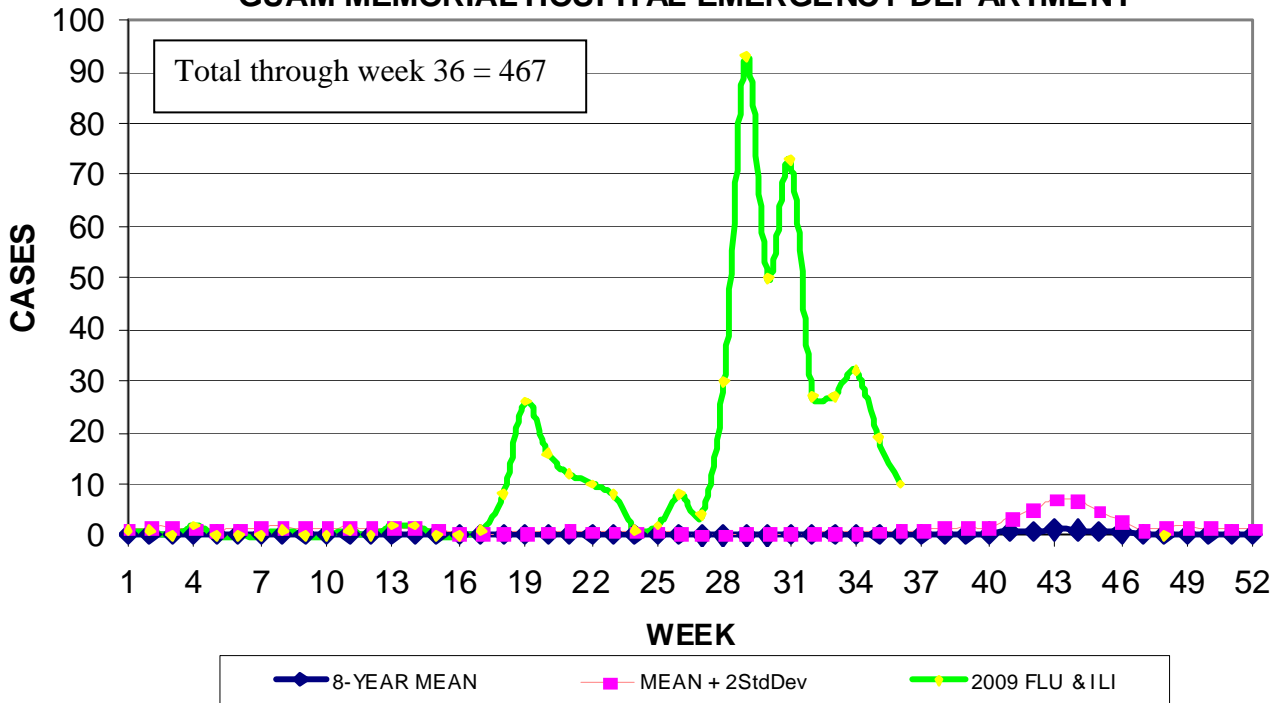


GUAM REPORTS

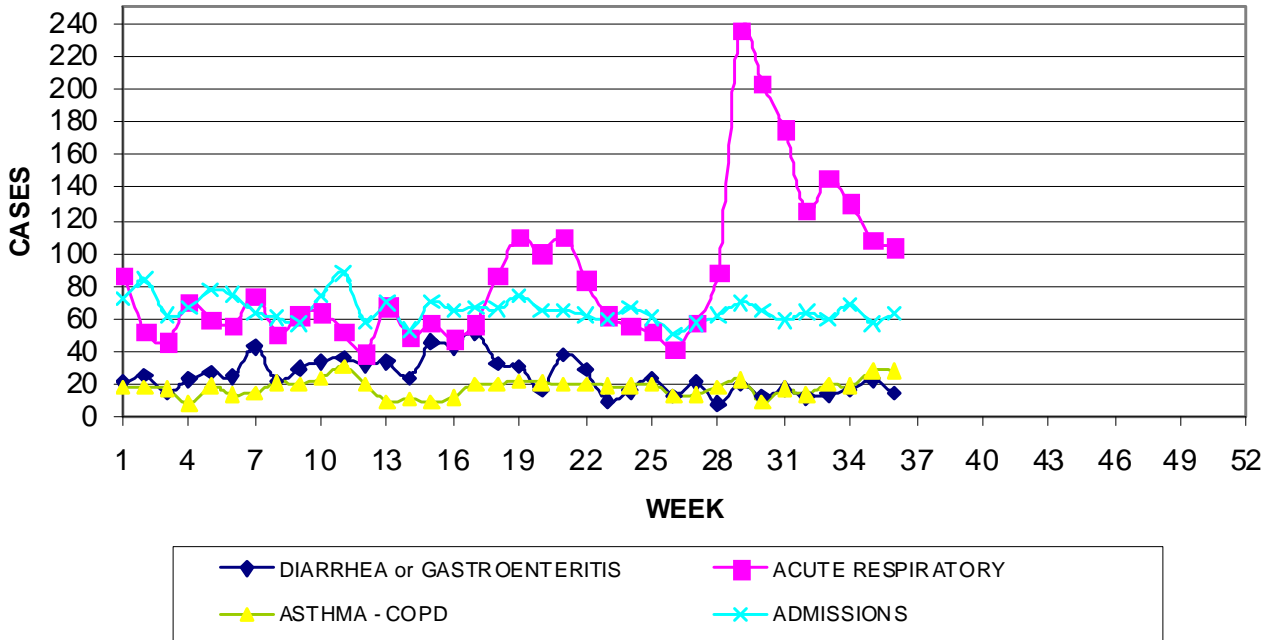
**GUAM ACUTE RESPIRATORY INFECTION SURVEILLANCE, 2009;
 NUMBER OF PATIENTS SEEN IN THE GMHA-ED BY WEEK SEEN**



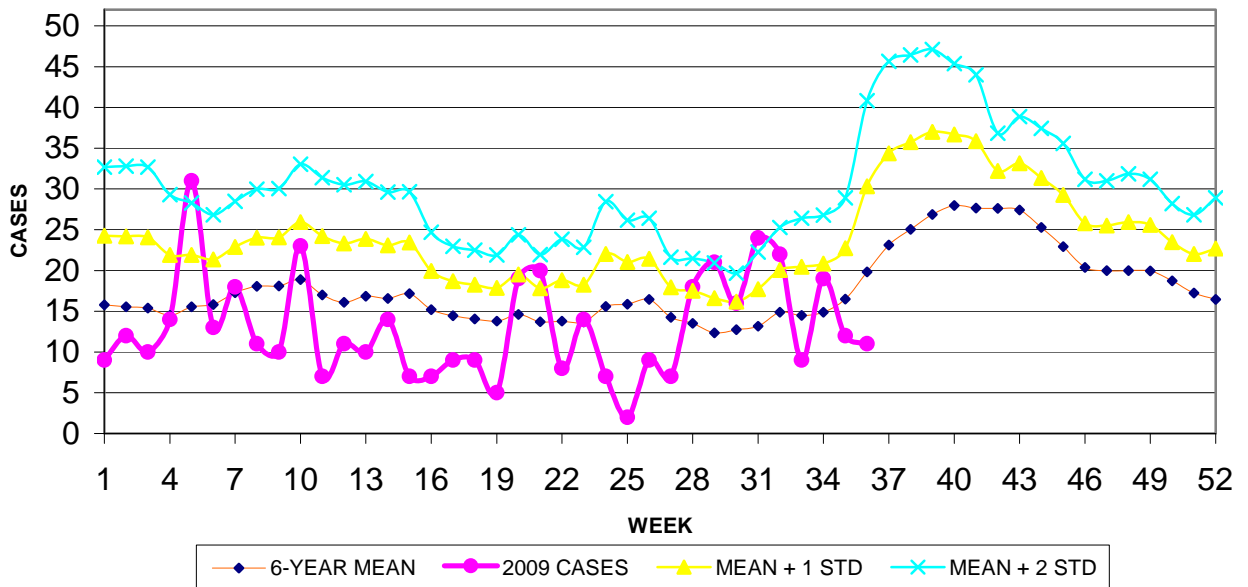
**2009 INFLUENZA AND FLU-LIKE ILLNESSES BY WEEK SEEN,
 GUAM MEMORIAL HOSPITAL EMERGENCY DEPARTMENT**



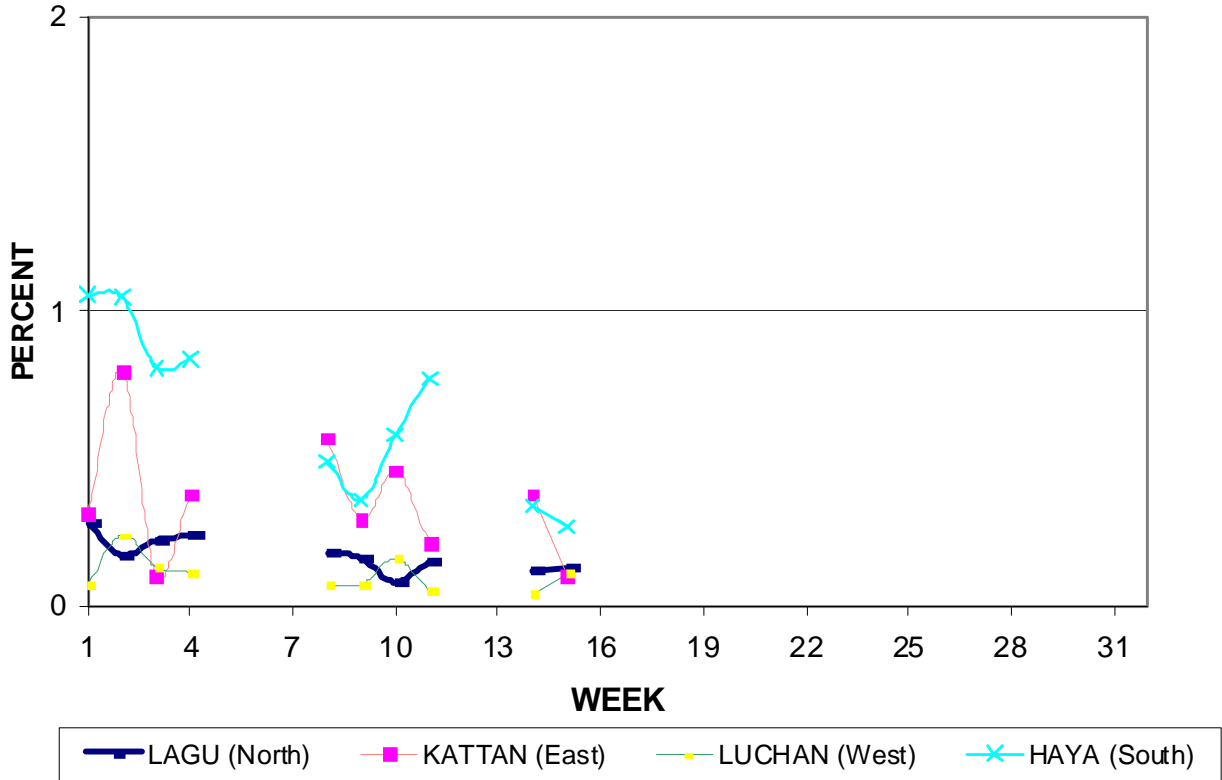
GUAM SYNDROMIC DISEASE SURVEILLANCE
**GMHA-ED PATIENT DIAGNOSES BY WEEK FOR
 CALENDAR YEAR 2009**



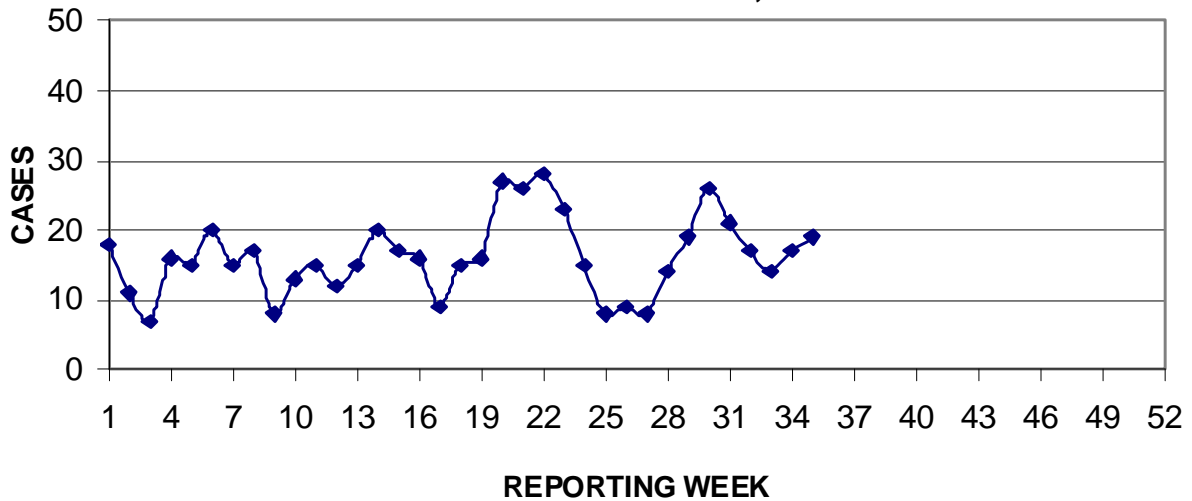
MEDICAL RECORDS AND INFECTION CONTROL DEPARTMENTS
 GUAM MEMORIAL HOSPITAL AUTHORITY
**HOSPITAL INPATIENT DISCHARGES WITH A DIAGNOSIS OF
 PNEUMONIA BY WEEK DISCHARGED, 2009**



GUAM DEPARTMENT OF EDUCATION
**STUDENT ABSENTEEISM DUE TO FLU SYMPTOMS;
 PERCENT BY SCHOOL DISTRICT, SEPTEMBER 2009**



PREVENTIVE MEDICINE DEPARTMENT
 U.S. NAVAL HOSPITAL GUAM
**PNEUMONIA CASES SEEN IN GUAM MILITARY TREATMENT FACILITIES
 BY WEEK REPORTED, 2009**



**GUAM SENTINEL PHYSICIAN INFLUENZA SURVEILLANCE
REPORTS OF INFLUENZA OR INFLUENZA-LIKE ILLNESSES
RECEIVED FOR THE WEEK ENDING 9/12/2009**

Sporadic - none reported

(ACTIVITY LEVELS: None, Isolated, Sporadic, Local, Regional, Widespread)

**GUAM MEMORIAL HOSPITAL
INFECTION CONTROL DEPARTMENT
GMHA-ED CLINICAL DIAGNOSES OF INFLUENZA AND FLU-SYNDROME
BY WEEK AND PATIENT'S VILLAGE OF RESIDENCE
(Villages listed geographically from northern-most to southern-most)**

VILLAGE	WEEK											TOTAL	RATE (Weeks 26-36) ¹
	26	27	28	29	30	31	32	33	34	35	36		
Yigo	0	2	4	13	6	7	5	0	1	1	3	42	187.27
Dededo	1	4	9	21	12	10	8	12	7	4	3	91	183.84
Tamuning	1	1	3	6	5	15	2	2	6	0	1	42	202.47
Barrigada	0	0	0	1	3	1	0	3	3	1	0	12	120.43
Mangilao	0	0	3	13	1	8	1	2	3	1	0	32	208.71
M-T-M	2	0	1	6	6	2	3	3	1	1	1	26	386.22
Hagatna	0	0	0	0	1	0	0	0	0	0	0	1	78.93
Agaña Heights	0	0	1	0	0	1	0	0	0	1	0	3	66.11
Sinajana	0	0	0	1	1	0	0	0	0	0	0	2	60.86
Chalan Pago-Ordot	1	0	2	8	0	2	2	2	3	1	2	23	337.19
Asan-Maina	0	0	0	2	3	1	0	1	0	0	0	7	290.82
Piti	0	0	0	0	2	0	1	0	1	0	0	4	208.44
Santa Rita	0	0	1	3	0	1	0	0	0	1	0	6	69.46
Agat	0	0	0	1	3	7	0	0	5	0	0	16	245.62
Yona	1	0	3	10	3	4	1	1	2	3	0	28	374.98
Talofofu	1	0	0	1	0	2	1	1	0	1	0	7	189.04
Inarajan	1	0	0	6	2	1	2	0	0	4	0	16	455.19
Merizo	0	0	0	1	0	0	1	0	0	0	0	2	80.29
Umatac	0	0	0	0	1	0	0	0	0	0	0	1	97.85
TOTAL	8	7	27	93	49	62	27	27	32	19	10	361	202.48

¹ Cases per 100,000 population for the specified period

**GUAM ANIMAL DISEASE (ZONOSSES) REPORTS
REPORTS RECEIVED FOR THE WEEK ENDING 9/12/2009**

None reported

GUAM MEMORIAL HOSPITAL
INFECTION CONTROL DEPARTMENT

COMMUNICABLE DISEASE REPORT
REPORTS RECEIVED FOR THE WEEK ENDING 9/12/2009

Conjunctivitis	5
Influenza H1N1	4*
MDR <i>E. coli</i>	1
MRSA	6

*Previously reported as Influenza A

GUAM MEMORIAL HOSPITAL
INFECTION CONTROL DEPARTMENT

HOSPITALIZATIONS FOR INFLUENZA BY AGE AND MRW, 2009

AGE	WEEK	
	35	36
0-4		
5-18	1	
19-24		
25-49		
50-64		
65+		
TOTAL	1	0