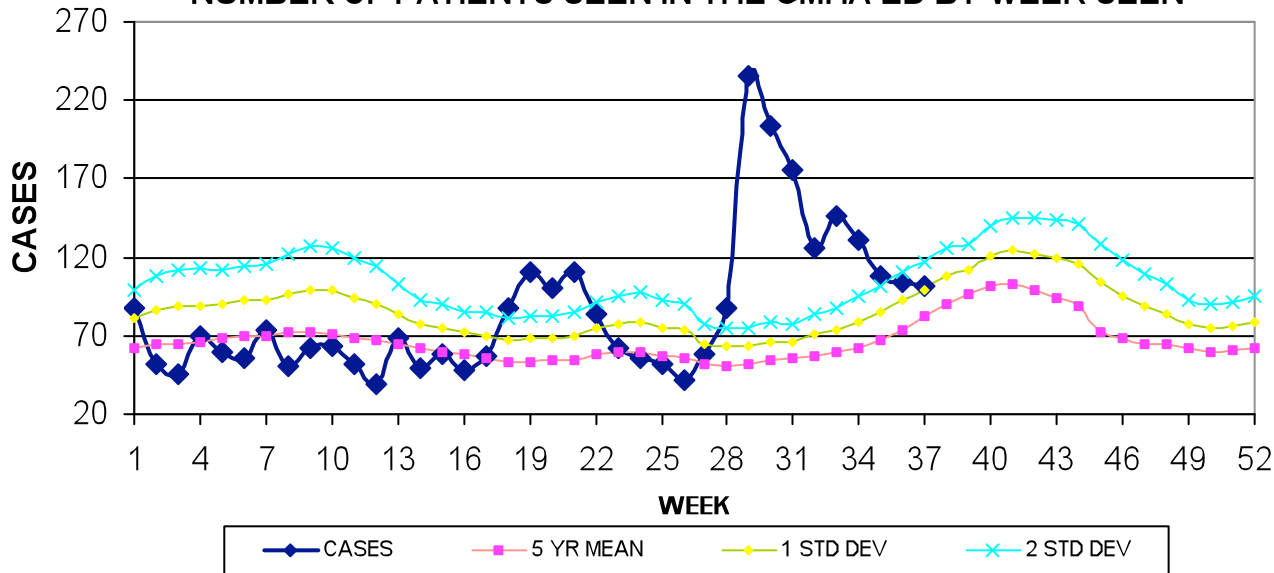


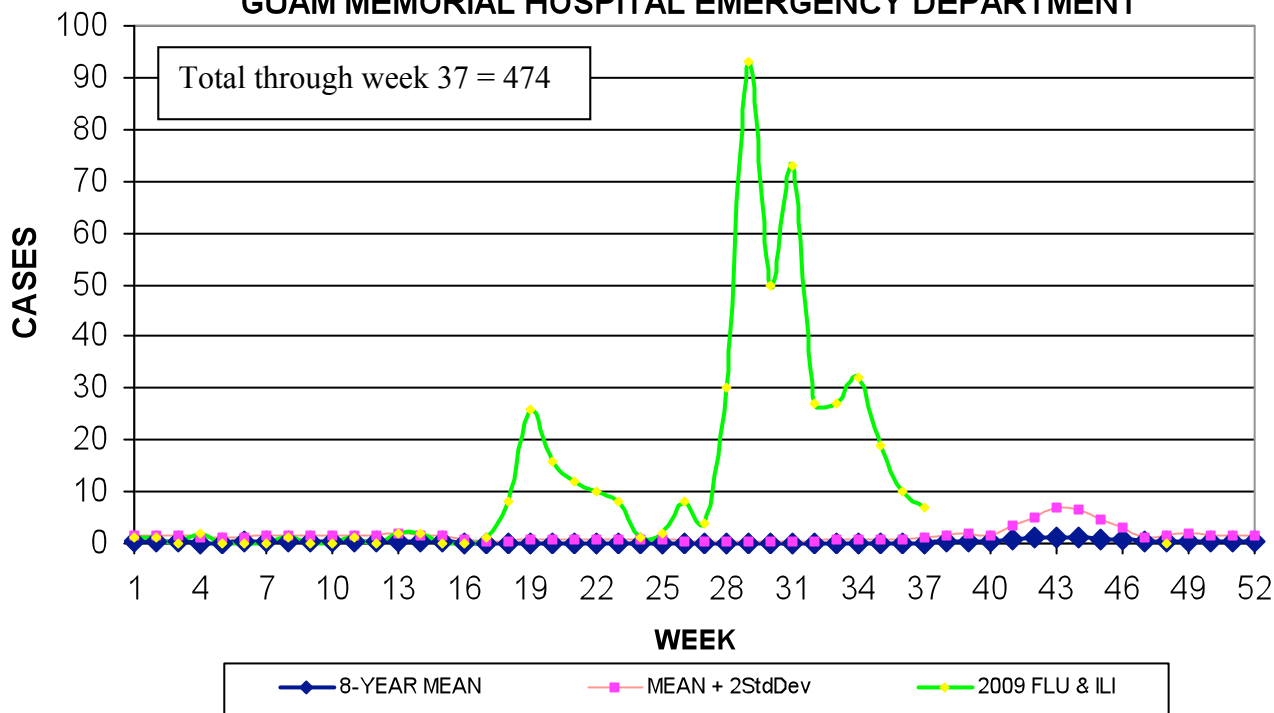
GUAM MEMORIAL HOSPITAL AUTHORITY
 INFECTION CONTROL DEPARTMENT
GUAM EPIDEMIOLOGY NEWSLETTER
 REPORT FOR WEEK ENDING: 9/19/2009 (Reporting week 2009-37)

GUAM REPORTS

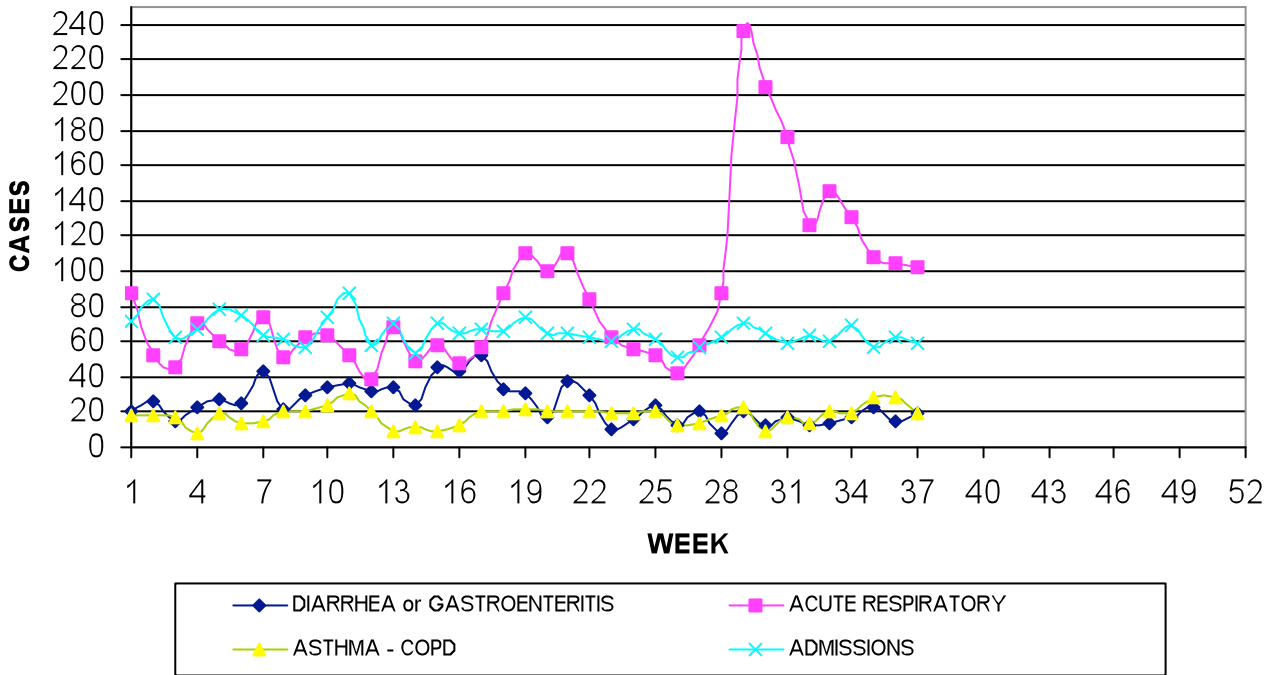
**GUAM ACUTE RESPIRATORY INFECTION SURVEILLANCE, 2009;
 NUMBER OF PATIENTS SEEN IN THE GMHA-ED BY WEEK SEEN**



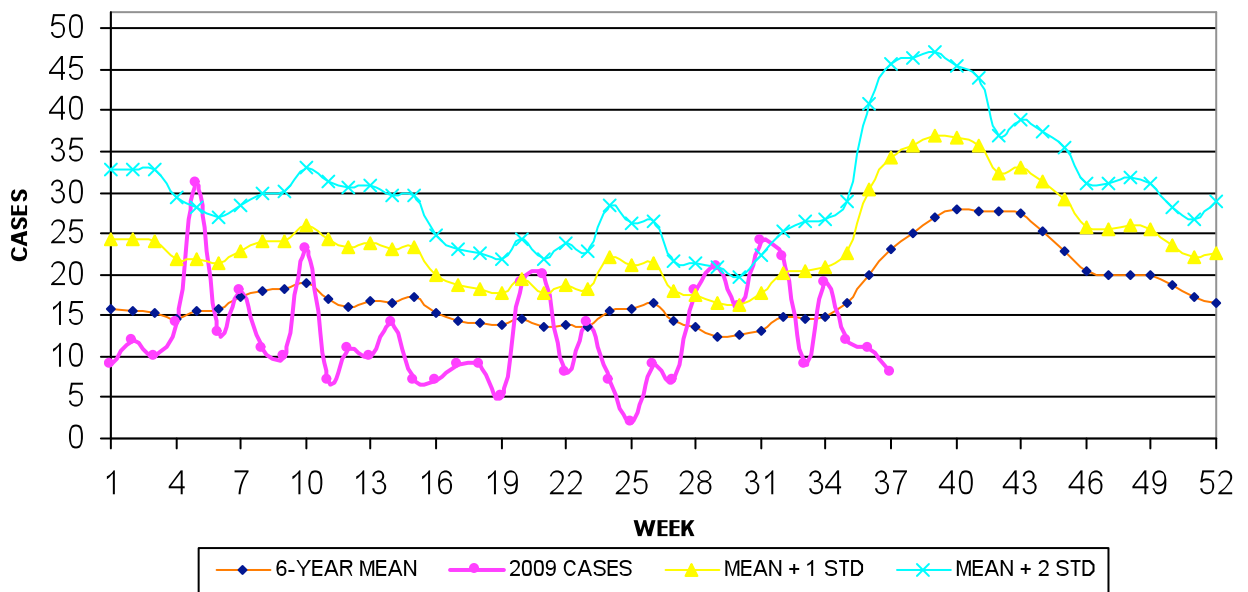
**2009 INFLUENZA AND FLU-LIKE ILLNESSES BY WEEK SEEN,
 GUAM MEMORIAL HOSPITAL EMERGENCY DEPARTMENT**



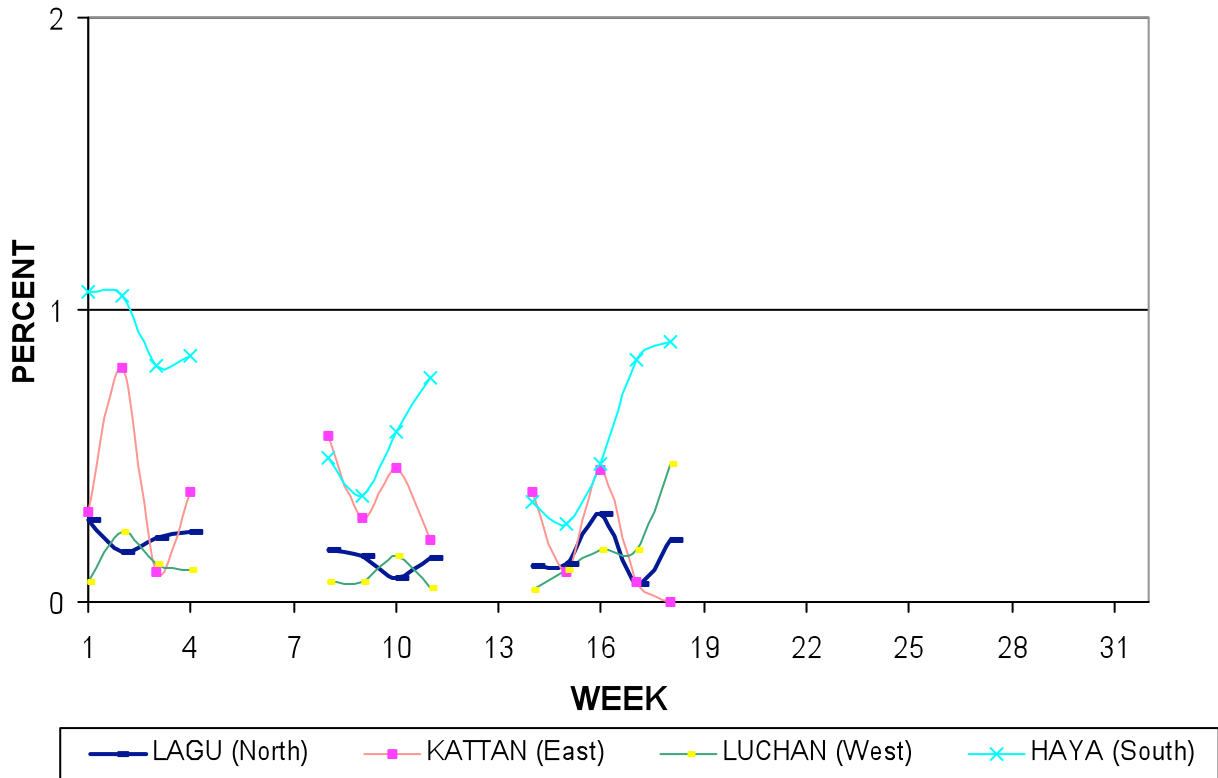
GUAM SYNDROMIC DISEASE SURVEILLANCE
**GMHA-ED PATIENT DIAGNOSES BY WEEK FOR
 CALENDAR YEAR 2009**



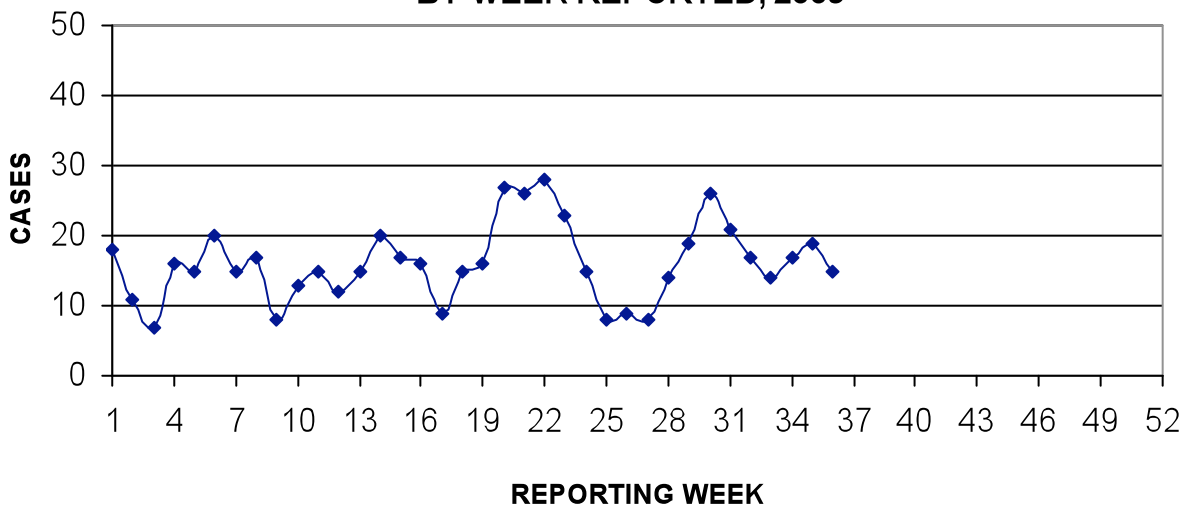
MEDICAL RECORDS AND INFECTION CONTROL DEPARTMENTS
 GUAM MEMORIAL HOSPITAL AUTHORITY
**HOSPITAL INPATIENT DISCHARGES WITH A DIAGNOSIS OF
 PNEUMONIA BY WEEK DISCHARGED, 2009**



GUAM DEPARTMENT OF EDUCATION
**STUDENT ABSENTEEISM DUE TO FLU SYMPTOMS;
 PERCENT BY SCHOOL DISTRICT, SEPTEMBER 2009**



PREVENTIVE MEDICINE DEPARTMENT
 U.S. NAVAL HOSPITAL GUAM
**PNEUMONIA CASES SEEN IN GUAM MILITARY TREATMENT FACILITIES
 BY WEEK REPORTED, 2009**



**GUAM SENTINEL PHYSICIAN INFLUENZA SURVEILLANCE
 REPORTS OF INFLUENZA OR INFLUENZA-LIKE ILLNESSES
 RECEIVED FOR THE WEEK ENDING 9/19/2009**

Sporadic - none reported

(ACTIVITY LEVELS: None, Isolated, Sporadic, Local, Regional, Widespread)

GUAM MEMORIAL HOSPITAL
 INFECTION CONTROL DEPARTMENT
**GMHA-ED CLINICAL DIAGNOSES OF INFLUENZA AND FLU-SYNDROME
 BY WEEK AND PATIENT'S VILLAGE OF RESIDENCE**

(Villages listed geographically from northern-most to southern-most)

WEEK

VILLAGE	26	27	28	29	30	31	32	33	34	35	36	37	TOTAL	RATE (Weeks 26-37)¹
Yigo	0	2	4	13	6	7	5	0	1	1	3	0	42	187.27
Dededo	1	4	9	21	12	10	8	12	7	4	3	1	92	185.86
Tamuning	1	1	3	6	5	15	2	2	6	0	1	1	43	207.29
Barrigada	0	0	0	1	3	1	0	3	3	1	0	0	12	120.43
Mangilao	0	0	3	13	1	8	1	2	3	1	0	2	34	221.76
M-T-M	2	0	1	6	6	2	3	3	1	1	1	2	28	415.92
Hagatna	0	0	0	0	1	0	0	0	0	0	0	0	1	78.93
Agaña Heights	0	0	1	0	0	1	0	0	0	1	0	0	3	66.11
Sinajana	0	0	0	1	1	0	0	0	0	0	0	0	2	60.86
Chalan Pago- Ordot	1	0	2	8	0	2	2	2	3	1	2	0	23	337.19
Asan-Maina	0	0	0	2	3	1	0	1	0	0	0	1	8	332.36
Piti	0	0	0	0	2	0	1	0	1	0	0	0	4	208.44
Santa Rita	0	0	1	3	0	1	0	0	0	1	0	0	6	69.46
Agat	0	0	0	1	3	7	0	0	5	0	0	0	16	245.62
Yona	1	0	3	10	3	4	1	1	2	3	0	0	28	374.98
Talofofa	1	0	0	1	0	2	1	1	0	1	0	0	7	189.04
Inarajan	1	0	0	6	2	1	2	0	0	4	0	0	16	455.19
Merizo	0	0	0	1	0	0	1	0	0	0	0	0	2	80.29
Umatac	0	0	0	0	1	0	0	0	0	0	0	0	1	97.85
TOTAL	8	7	27	93	49	62	27	27	32	19	10	7	368	206.41

¹ Cases per 100,000 population for the specified period

GUAM ANIMAL DISEASE (ZONOSSES) REPORTS

REPORTS RECEIVED FOR THE WEEK ENDING 9/19/2009

None reported

GUAM MEMORIAL HOSPITAL
INFECTION CONTROL DEPARTMENT

COMMUNICABLE DISEASE REPORT
REPORTS RECEIVED FOR THE WEEK ENDING 9/19/2009

Hepatitis B	2
Hepatitis C	2
Influenza A	3
Influenza H1N1	3*
MDR <i>Acinetobacter baumannii</i>	1
MRSA	5
Salmonellosis	1
Stevens Johnson Syndrome	1
Streptococcal sore throat	3
Streptococcal disease, other	4
Tuberculosis	1
VRE	1

*Previously reported as Influenza A

GUAM MEMORIAL HOSPITAL
INFECTION CONTROL DEPARTMENT

HOSPITALIZATIONS FOR INFLUENZA BY AGE AND MRW, 2009

AGE	WEEK									
	28	29	30	31	32	33	34	35	36	37
0-4		6	1	2	1	3				2
5-18		2		3		2	1	1		
19-24					2					
25-49		1	1	2	1					1
50-64	1					1				
65+										
TOTAL	1	9	2	7	4	6	1	1	0	3

Foreign Quarantine & Enteric Diseases Section
Bureau of Communicable Disease Control
Guam Department of Public Health & Social Services

H1N1 INFLUENZA SURVEILLANCE, WEEK 37 2009

Gender		Rapid Test	
Male	3	Positive	2
Female	10	Negative	10
Total	13	Not Done	0
		Unknown	1
		Total	13

Age Group		Hospitalized
< 1	1	1
1-4	2	2
5-24	1	0
25-49	7	0
50-64	1	1
65+	1	0
Unknown	0	0
Total	13	4

H1N1 INFLUENZA SURVEILLANCE, WEEKS 1-37 2009

Gender		Rapid Test	
Male	168	Positive	165
Female	137	Negative	68
Total	305	Not Done	28
		Unknown	44
		Total	305

Age Group		Hospitalized
< 1	20	11
1-4	50	8
5-24	129	9
25-49	89	11
50-64	13	5
65+	4	1
Unknown	0	0
Total	305	45

W.H.O. **A(H5N1)** INFLUENZA SURVEILLANCE

WHO reports the cumulative number of confirmed human cases and deaths due to avian influenza (H5N1) at the avian influenza surveillance web site <http://www.who.int/csr/disease/avian_influenza/en/index.html>. Totals provided as of 11:30 PM, 9/22/2009 Guam-time are as follows:

COUNTRY		2003	2004	2005	2006	2007	2008	2009	TOTAL
Azerbaijan	Cases	0	0	0	8	0	0	0	8
	Deaths	0	0	0	5	0	0	0	5
Bangladesh	Cases	0	0	0	0	0	0	0	1
	Deaths	0	0	0	0	0	0	0	0
Cambodia	Cases	0	0	4	2	1	0	0	8
	Deaths	0	0	4	2	1	0	0	7
China	Cases	1	0	8	13	5	4	7	38
	Deaths	1	0	5	8	3	4	4	25
Djibouti	Cases	0	0	0	1	0	0	0	1
	Deaths	0	0	0	0	0	0	0	0
Egypt	Cases	0	0	0	18	25	8	34	85
	Deaths	0	0	0	10	9	4	4	27
Indonesia	Cases	0	0	20	55	42	24	0	141
	Deaths	0	0	13	45	37	20	0	115
Iraq	Cases	0	0	0	3	0	0	0	3
	Deaths	0	0	0	2	0	0	0	2
Laos	Cases	0	0	0	0	2	0	0	2
	Deaths	0	0	0	0	2	0	0	2
Myanmar	Cases	0	0	0	0	1	0	0	1
	Deaths	0	0	0	0	0	0	0	0
Nigeria	Cases	0	0	0	0	1	0	0	1
	Deaths	0	0	0	0	1	0	0	1
Pakistan	Cases	0	0	0	0	3	0	0	3
	Deaths	0	0	0	0	1	0	0	1
Thailand	Cases	0	17	5	3	0	0	0	25
	Deaths	0	12	2	3	0	0	0	17
Turkey	Cases	0	0	0	12	0	0	0	12
	Deaths	0	0	0	4	0	0	0	4
Viet Nam	Cases	3	29	61	0	8	6	4	111
	Deaths	3	20	19	0	5	5	4	56
TOTAL	Cases	4	46	98	115	86	42	45	440
	Deaths	4	32	43	79	59	31	12	262

NOTE: Total number of cases includes number of deaths. WHO reports only laboratory-confirmed cases. Figures that have changed since last week's report are noted in **BOLD**, new cases are enclosed ()