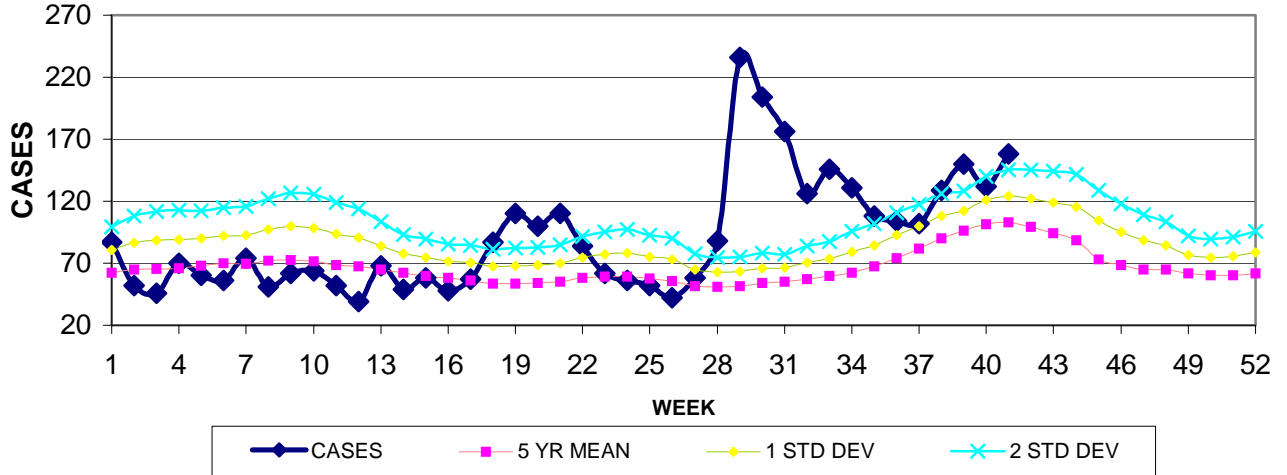
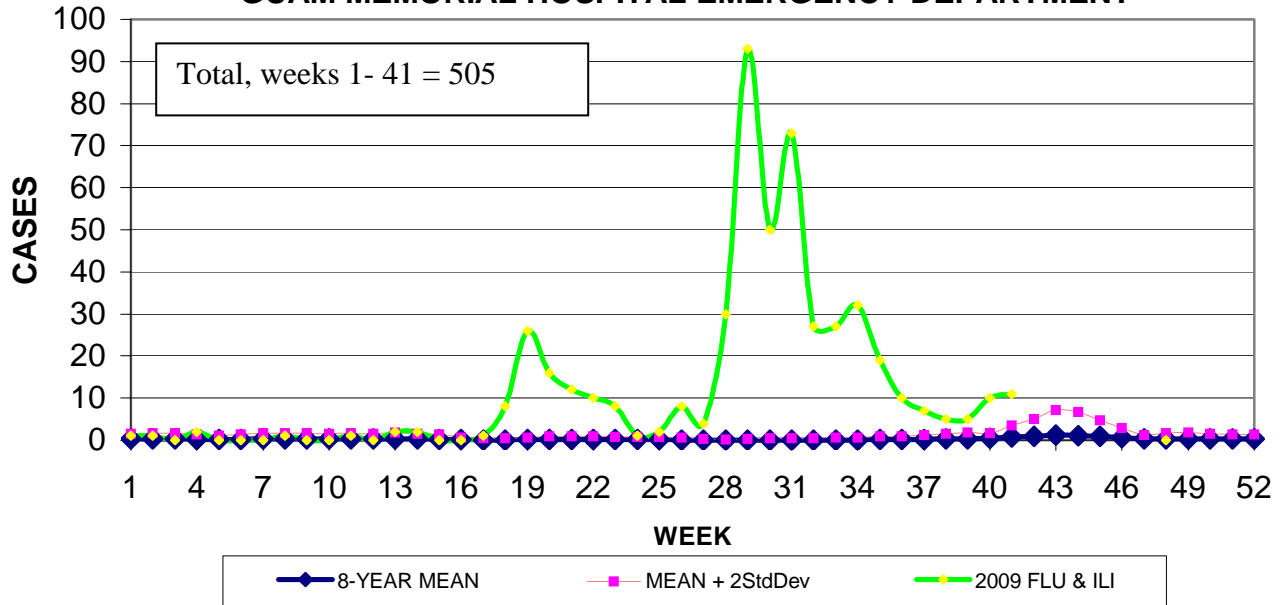


GUAM REPORTS

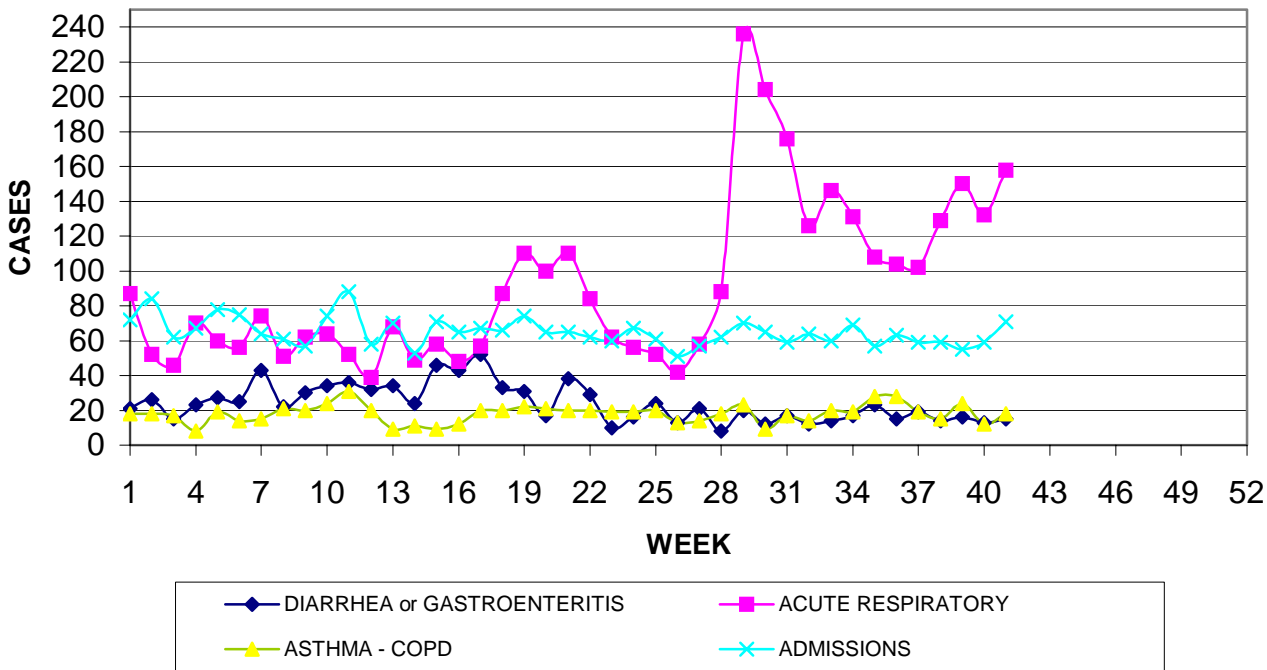
**GUAM ACUTE RESPIRATORY INFECTION SURVEILLANCE, 2009;
 NUMBER OF PATIENTS SEEN IN THE GMHA-ED BY WEEK SEEN**



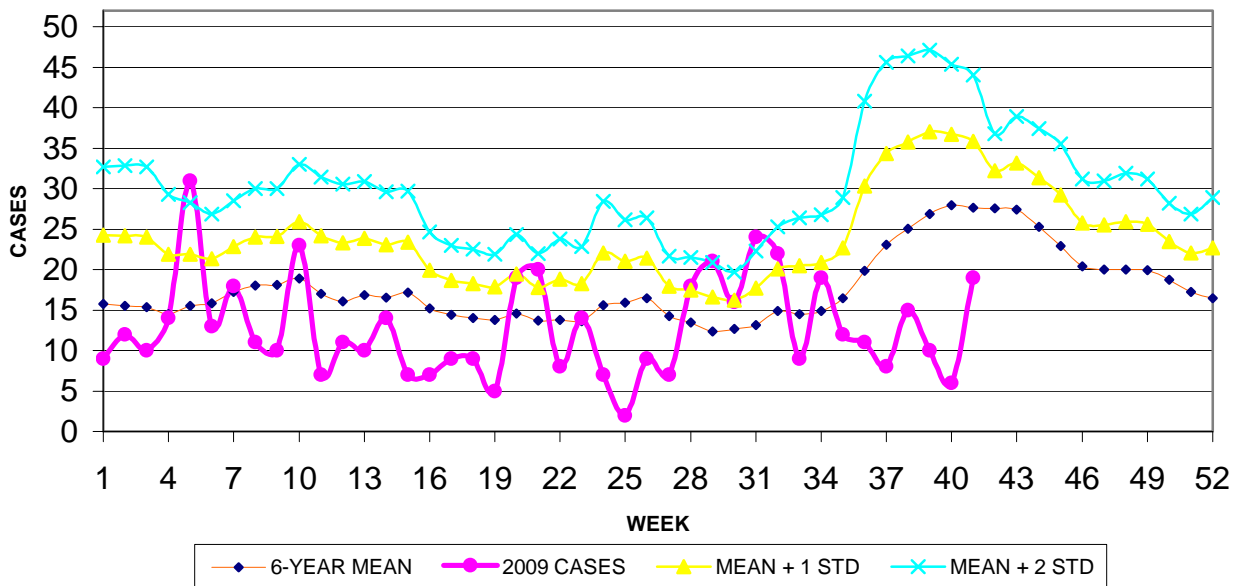
**2009 INFLUENZA AND FLU-LIKE ILLNESSES BY WEEK SEEN,
 GUAM MEMORIAL HOSPITAL EMERGENCY DEPARTMENT**



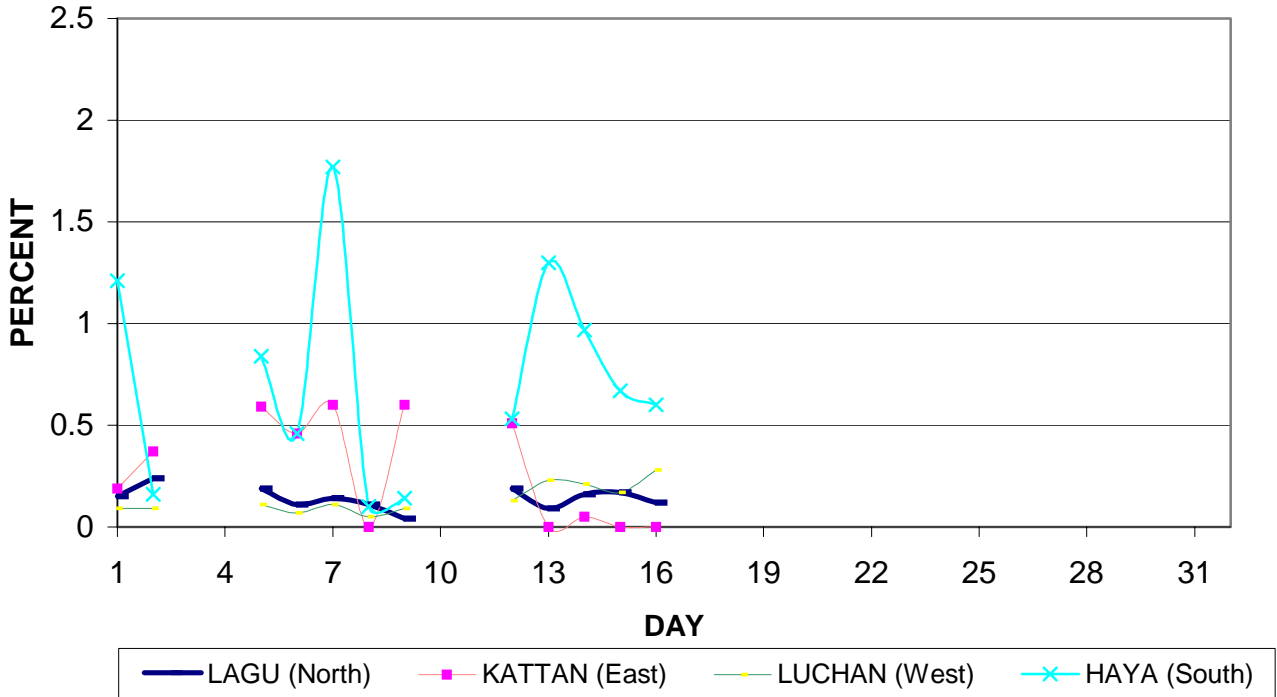
GUAM SYNDROMIC DISEASE SURVEILLANCE
**GMHA-ED PATIENT DIAGNOSES BY WEEK FOR
 CALENDAR YEAR 2009**



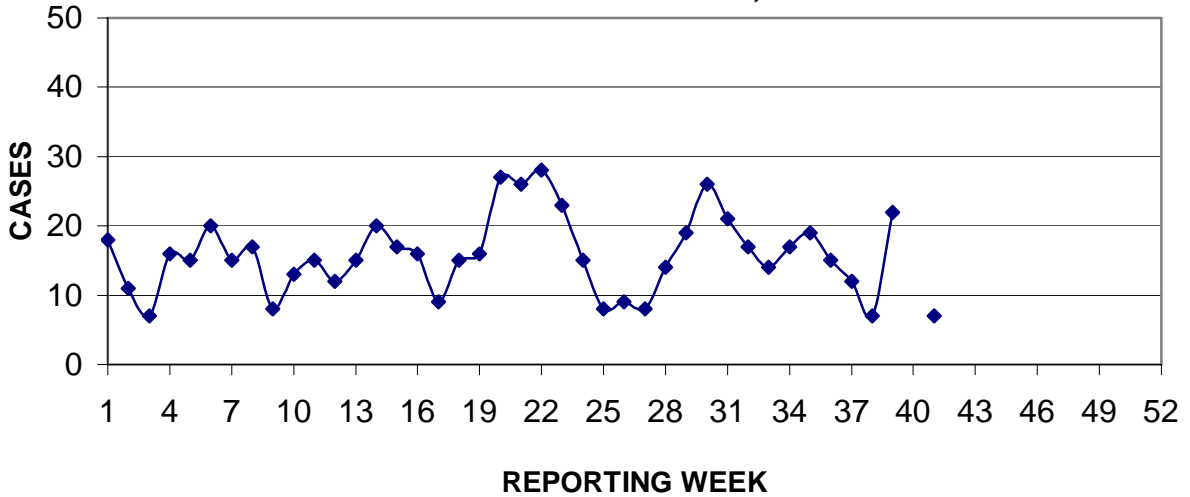
MEDICAL RECORDS AND INFECTION CONTROL DEPARTMENTS
 GUAM MEMORIAL HOSPITAL AUTHORITY
**HOSPITAL INPATIENT DISCHARGES WITH A DIAGNOSIS OF
 PNEUMONIA BY WEEK DISCHARGED, 2009**



GUAM DEPARTMENT OF EDUCATION
**STUDENT ABSENTEEISM DUE TO FLU SYMPTOMS;
 PERCENT BY SCHOOL DISTRICT, OCTOBER 2009**



PREVENTIVE MEDICINE DEPARTMENT
 U.S. NAVAL HOSPITAL GUAM
**PNEUMONIA CASES SEEN IN GUAM MILITARY TREATMENT FACILITIES
 BY WEEK REPORTED, 2009**



**GUAM SENTINEL PHYSICIAN INFLUENZA SURVEILLANCE
REPORTS OF INFLUENZA OR INFLUENZA-LIKE ILLNESSES
RECEIVED FOR THE WEEK ENDING 10/17/2009**

Regional - 2

(ACTIVITY LEVELS: None, Isolated, Sporadic, Local, Regional, Widespread)

**GUAM MEMORIAL HOSPITAL
INFECTION CONTROL DEPARTMENT
GMHA-ED CLINICAL DIAGNOSES OF INFLUENZA AND FLU-SYNDROME
BY WEEK AND PATIENT'S VILLAGE OF RESIDENCE
(Villages listed geographically from northern-most to southern-most)**

WEEK

VILLAGE	31	32	33	34	35	36	37	38	39	40	41	TOTAL	RATE (Weeks 26-41)¹
Yigo	7	5	0	1	1	3	0	0	1	6	0	49	218.48
Dededo	10	8	12	7	4	3	1	2	1	1	3	99	200.00
Tamuning	15	2	2	6	0	1	1	2	1	0	1	47	226.57
Barrigada	1	0	3	3	1	0	0	1	0	0	1	14	140.51
Mangilao	8	1	2	3	1	0	2	0	0	3	2	40	254.37
M-T-M	2	3	3	1	1	1	2	0	1	0	1	29	445.63
Hagatna	0	0	0	0	0	0	0	0	1	0	0	2	157.85
Agaña Hts	1	0	0	0	1	0	0	0	0	0	0	3	66.11
Sinajana	0	0	0	0	0	0	0	0	0	0	0	2	60.86
Chalan Pago- Ordot	2	2	2	3	1	2	0	0	0	0	0	23	337.19
Asan-Maina	1	0	1	0	0	0	1	0	0	0	0	8	332.36
Piti	0	1	0	1	0	0	0	0	0	0	0	4	208.44
Santa Rita	1	0	0	0	1	0	0	0	0	0	0	6	69.46
Agat	7	0	0	5	0	0	0	0	0	0	2	18	276.33
Yona	4	1	1	2	3	0	0	0	0	0	0	28	374.98
Talofofu	2	1	1	0	1	0	0	0	0	0	0	7	189.04
Inarajan	1	2	0	0	4	0	0	0	0	0	0	16	455.19
Merizo	0	1	0	0	0	0	0	0	0	0	0	2	80.29
Umatac	0	0	0	0	0	0	0	0	0	0	1	2	195.69
TOTAL	62	27	27	32	19	10	7	5	5	10	11	399	223.80

¹ Cases per 100,000 population for the specified period

GUAM MEMORIAL HOSPITAL
INFECTION CONTROL DEPARTMENT

COMMUNICABLE DISEASE REPORT
REPORTS RECEIVED FOR THE WEEK ENDING 10/17/2009

Chlamydia	2
<i>Clostridium difficile</i>	1
MDR <i>Acinetobacter baumannii</i>	1
MDR <i>E. coli</i>	2
MRSA	1
Respiratory syncytial virus	3
Streptococcal disease, other	1

GUAM MEMORIAL HOSPITAL
INFECTION CONTROL DEPARTMENT

HOSPITALIZATIONS FOR INFLUENZA BY AGE AND MRW, 2009

WEEK

AGE	28	29	30	31	32	33	34	35	36	37	38	39	40	41
0-4		6	1	2	1	3				2	1		1	
5-18		2		3		2	1	1						
19-24					2						1			
25-49		1	1	2	1					1				
50-64	1					1					1			
65+														
TOTAL	1	9	2	7	4	6	1	1	0	3	3	0	1	0

Foreign Quarantine & Enteric Diseases Section
 Bureau of Communicable Disease Control
Guam Department of Public Health & Social Services

H1N1 INFLUENZA SURVEILLANCE, WEEK 41, 2009 (10.17.09)
 (12 new military cases – delayed reports)

Gender	No.	Rapid Test	No.
Male	11	Positive	0
Female	1	Negative	0
Total	12	Not Done	0
		Unknown	12
		Total	12

Age Group	Total	Hospitalized	Deaths
< 1	0	0	0
1-4	0	0	0
5-14	0	0	0
15-24	10	0	0
25-49	2	0	0
50-64	0	0	0
65+	0	0	0
Unknown	0	0	0
Total	12	0	0

H1N1 INFLUENZA SURVEILLANCE, WEEKS 1-41, 2009
 (Corrected Cumulative: 214 civilian & 112 military cases)

Gender	Total	Rapid Test	No.
Male	184	Positive	171
Female	142	Negative	70
Total	326	Not Done	28
		Unknown	57
		Total	326

Age Group	Total	Hospitalized	Deaths
< 1	23	12	0
1-4	51	8	0
5-14	75	6	1
15-24	68	3	0
25-49	91	11	1
50-64	14	6	0
65+	4	1	0
Unknown	0	0	0
Total	326	47	2

GUAM ANIMAL DISEASE (ZOOONOSES) REPORTS

REPORTS RECEIVED FOR THE WEEK ENDING 10/17/2009

Anaplasmosis – 1 canine