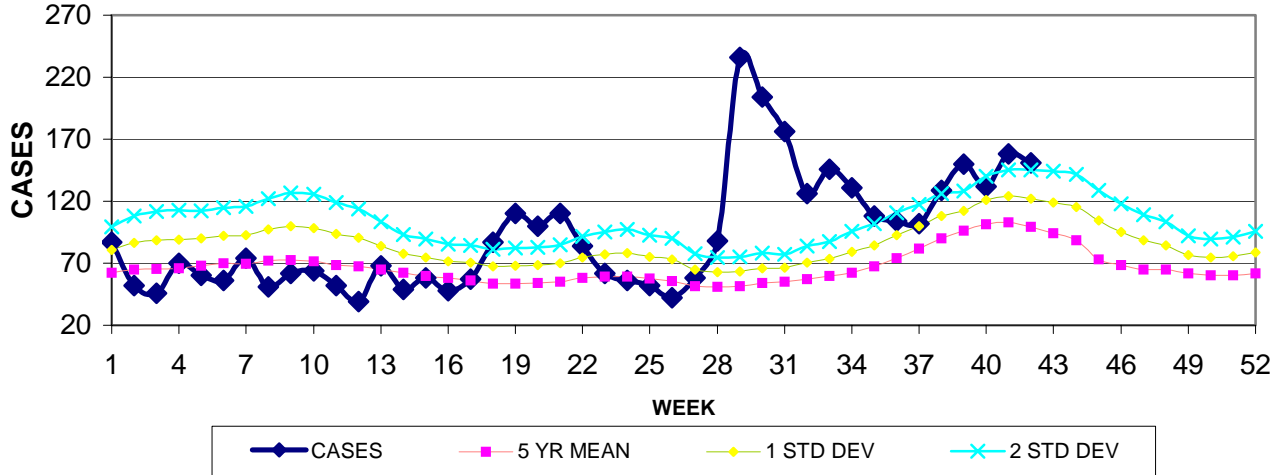
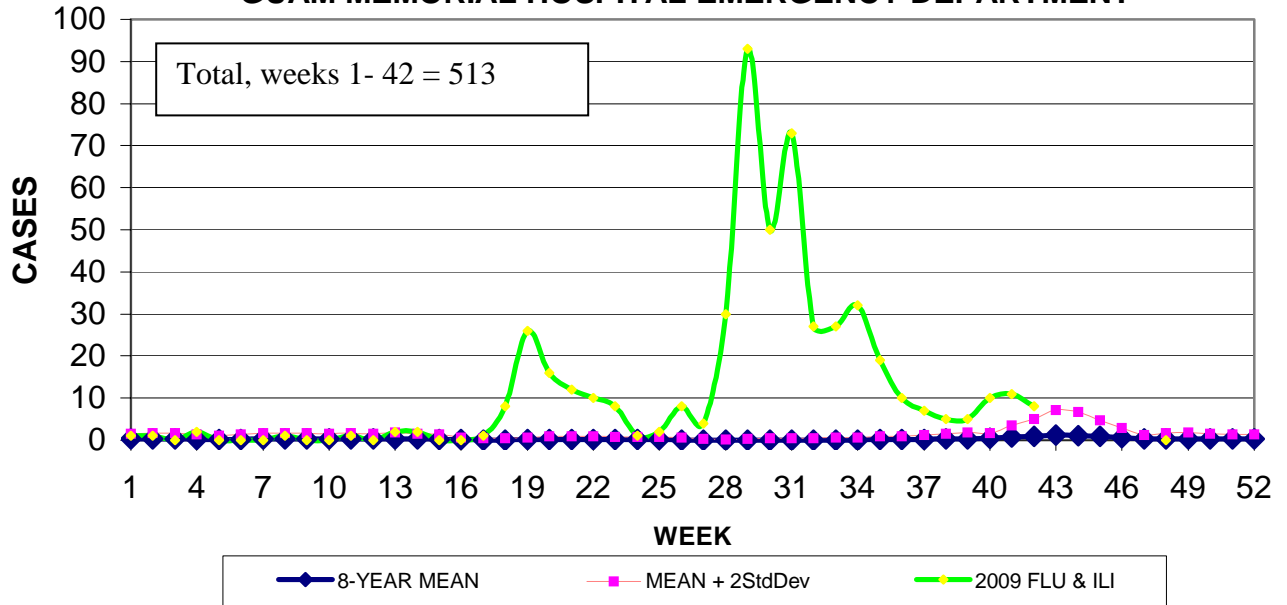


GUAM REPORTS

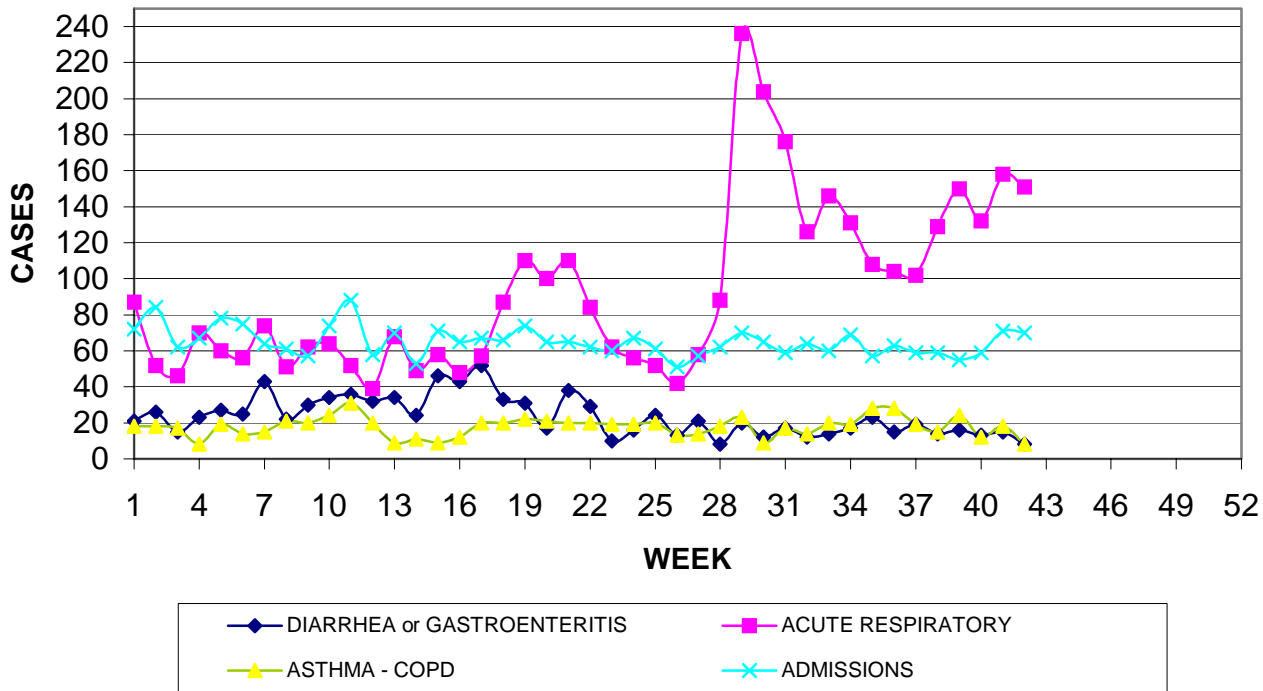
**GUAM ACUTE RESPIRATORY INFECTION SURVEILLANCE, 2009;
 NUMBER OF PATIENTS SEEN IN THE GMHA-ED BY WEEK SEEN**



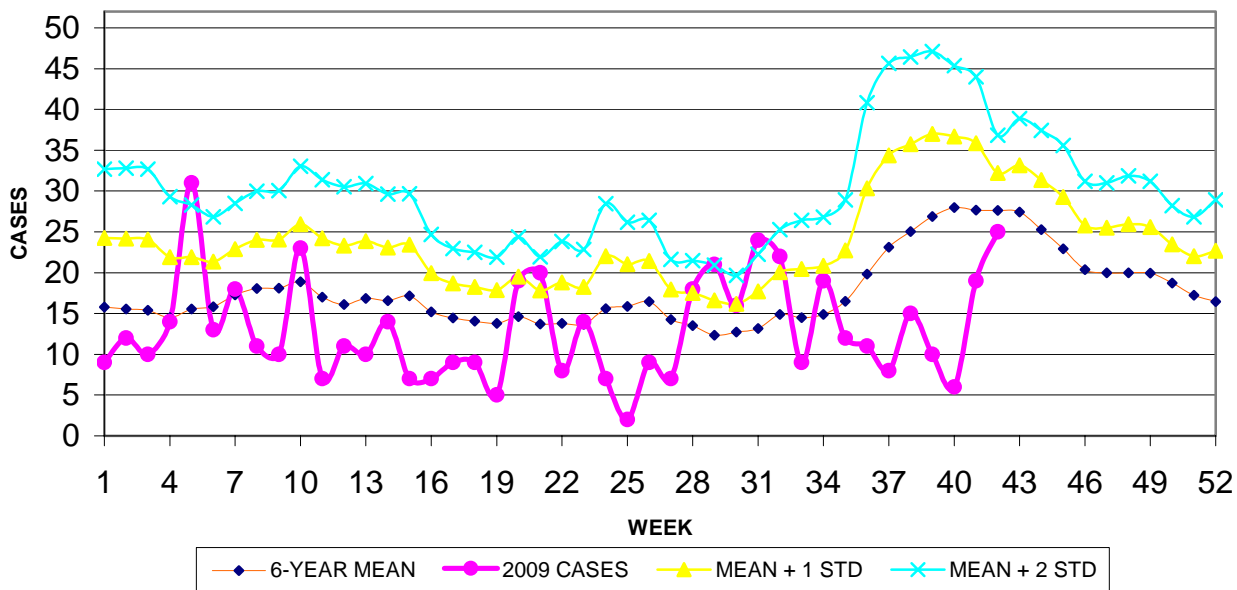
**2009 INFLUENZA AND FLU-LIKE ILLNESSES BY WEEK SEEN,
 GUAM MEMORIAL HOSPITAL EMERGENCY DEPARTMENT**



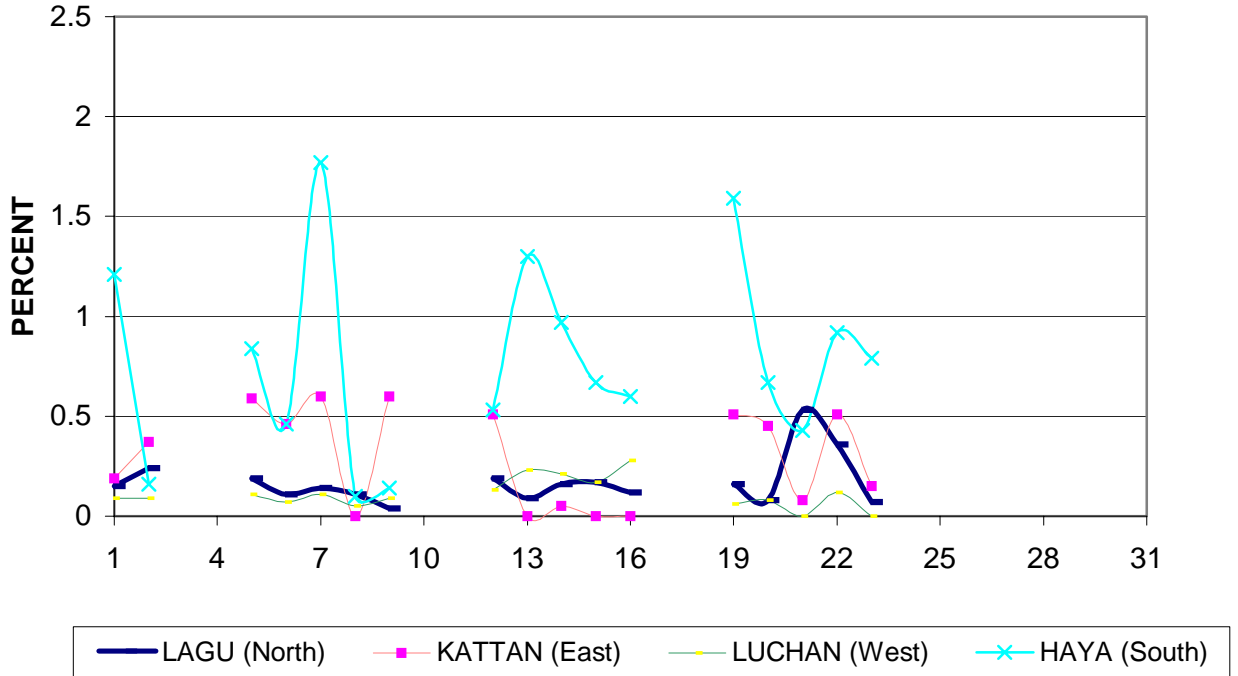
GUAM SYNDROMIC DISEASE SURVEILLANCE
**GMHA-ED PATIENT DIAGNOSES BY WEEK FOR
 CALENDAR YEAR 2009**



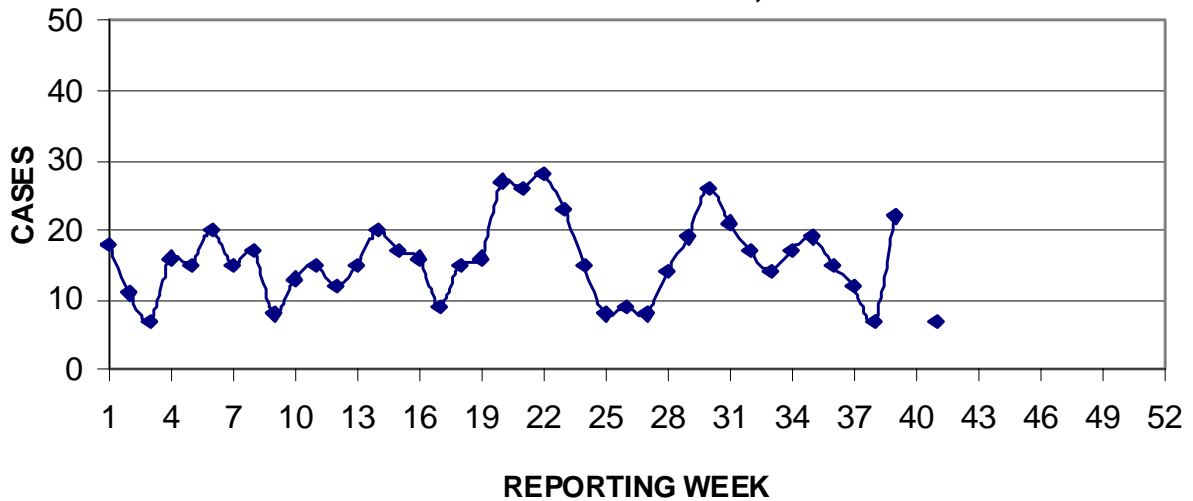
MEDICAL RECORDS AND INFECTION CONTROL DEPARTMENTS
 GUAM MEMORIAL HOSPITAL AUTHORITY
**HOSPITAL INPATIENT DISCHARGES WITH A DIAGNOSIS OF
 PNEUMONIA BY WEEK DISCHARGED, 2009**



GUAM DEPARTMENT OF EDUCATION
**STUDENT ABSENTEEISM DUE TO FLU SYMPTOMS;
 PERCENT BY SCHOOL DISTRICT, OCTOBER 2009**



PREVENTIVE MEDICINE DEPARTMENT
 U.S. NAVAL HOSPITAL GUAM
**PNEUMONIA CASES SEEN IN GUAM MILITARY TREATMENT FACILITIES
 BY WEEK REPORTED, 2009**



**GUAM SENTINEL PHYSICIAN INFLUENZA SURVEILLANCE
 REPORTS OF INFLUENZA OR INFLUENZA-LIKE ILLNESSES
 RECEIVED FOR THE WEEK ENDING 10/24/2009**

Regional - 4

(ACTIVITY LEVELS: None, Isolated, Sporadic, Local, Regional, Widespread)

**GUAM MEMORIAL HOSPITAL
 INFECTION CONTROL DEPARTMENT
 GMHA-ED CLINICAL DIAGNOSES OF INFLUENZA AND FLU-SYNDROME
 BY WEEK AND PATIENT'S VILLAGE OF RESIDENCE
 (Villages listed geographically from northern-most to southern-most)**

VILLAGE	WEEK											TOTAL	RATE (Weeks ¹ 26-42)
	32	33	34	35	36	37	38	39	40	41	42		
Yigo	5	0	1	1	3	0	0	1	6	0	0	49	218.48
Dededo	8	12	7	4	3	1	2	1	1	3	0	99	200.00
Tamuning	2	2	6	0	1	1	2	1	0	1	1	47	231.39
Barrigada	0	3	3	1	0	0	1	0	0	1	1	14	150.54
Mangilao	1	2	3	1	0	2	0	0	3	2	0	40	254.37
M-T-M	3	3	1	1	1	2	0	1	0	1	2	29	475.34
Hagatna	0	0	0	0	0	0	0	1	0	0	0	2	157.85
Agaña Hts	0	0	0	1	0	0	0	0	0	0	1	3	66.11
Sinajana	0	0	0	0	0	0	0	0	0	0	0	2	60.86
Chalan Pago- Ordot	2	2	3	1	2	0	0	0	0	0	0	23	337.19
Asan-Maina	0	1	0	0	0	1	0	0	0	0	0	8	332.36
Piti	1	0	1	0	0	0	0	0	0	0	0	4	208.44
Santa Rita	0	0	0	1	0	0	0	0	0	0	0	6	69.46
Agat	0	0	5	0	0	0	0	0	0	2	2	18	307.03
Yona	1	1	2	3	0	0	0	0	0	0	0	28	374.98
Talofofu	1	1	0	1	0	0	0	0	0	0	0	7	189.04
Inarajan	2	0	0	4	0	0	0	0	0	0	1	16	455.19
Merizo	1	0	0	0	0	0	0	0	0	0	0	2	80.29
Umatac	0	0	0	0	0	0	0	0	0	1	0	2	195.69
TOTAL	27	27	32	19	10	7	5	5	10	11	8	399	227.16

¹ Cases per 100,000 population for the specified period

GUAM MEMORIAL HOSPITAL
INFECTION CONTROL DEPARTMENT

COMMUNICABLE DISEASE REPORT
REPORTS RECEIVED FOR THE WEEK ENDING 10/24/2009

Chlamydia	2
Conjunctivitis	13
Hepatitis B	1
Hepatitis C	1
Influenza H1N1	1
MDR <i>Acinetobacter baumannii</i>	1
MDR <i>E. coli</i>	1
MDR <i>Klebsiella</i>	1
MRSA	13
MTB	1
<i>Shigella sonnei</i>	2
Streptococcal disease, other	2
<i>Vibrio parahaemolyticus</i>	1
VRE	1

GUAM MEMORIAL HOSPITAL
INFECTION CONTROL DEPARTMENT

**HOSPITALIZATIONS FOR INFLUENZA BY AGE
AND MORBIDITY REPORTING WEEK, 2009**

AGE	WEEK									
	33	34	35	36	37	38	39	40	41	42
0-4	3				2	1		1		
5-18	2	1	1							
19-24						1				
25-49					1					
50-64	1					1				
65+										
TOTAL	6	1	1	0	3	3	0	1	0	0

GUAM ANIMAL DISEASE (ZOOSES) REPORTS
REPORTS RECEIVED FOR THE WEEK ENDING 10/24/2009

Erlichiosis – 4 canine, **Anaplasmosis** – 1 canine

Foreign Quarantine & Enteric Diseases Section
 Bureau of Communicable Disease Control
Guam Department of Public Health & Social Services

H1N1 INFLUENZA SURVEILLANCE, WEEK 42, 2009 (10.24.09)
 (3 new civilian cases and 2 military delayed reports)

Gender	No.	Rapid Test	No.
Male	3	Positive	1
Female	2	Negative	2
Total	5	Not Done	0
		Unknown	2
		Total	5

Age Group	Total	Hospitalized	Deaths
< 1	1	0	0
1-4	0	0	0
5-14	2	0	0
15-24	0	0	0
25-49	2	0	0
50-64	0	0	0
65+	0	0	0
Unknown	0	0	0
Total	5	0	0

H1N1 INFLUENZA SURVEILLANCE, WEEKS 1-42, 2009
 (Cumulative: 217 civilian & 114 military cases)

Gender	Total	Rapid Test	No.
Male	187	Positive	172
Female	144	Negative	72
Total	331	Not Done	28
		Unknown	59
		Total	331

Age Group	Total	Hospitalized	Deaths
< 1	24	12	0
1-4	51	8	0
5-14	77	6	1
15-24	68	3	0
25-49	93	11	1
50-64	14	6	0
65+	4	1	0
Unknown	0	0	0
Total	331	47	2