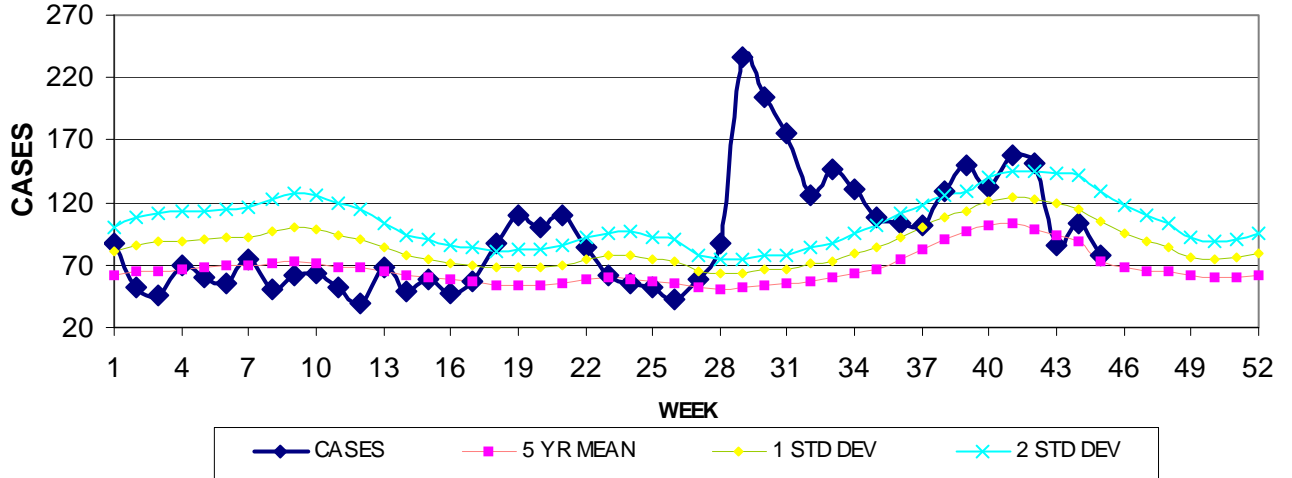
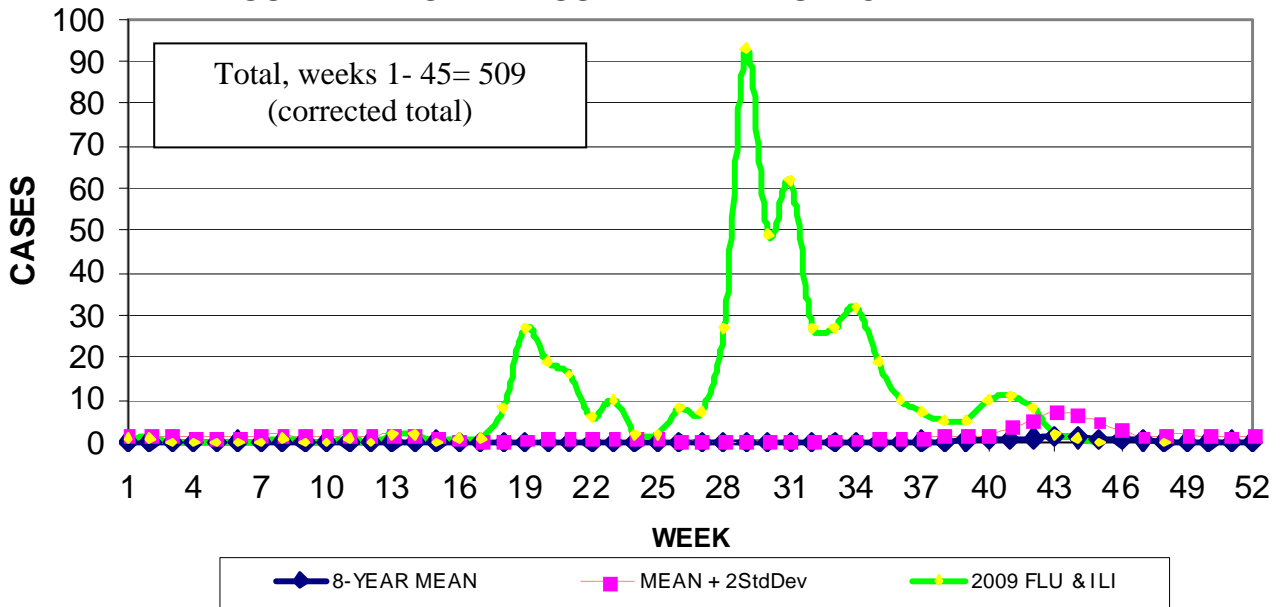


GUAM REPORTS

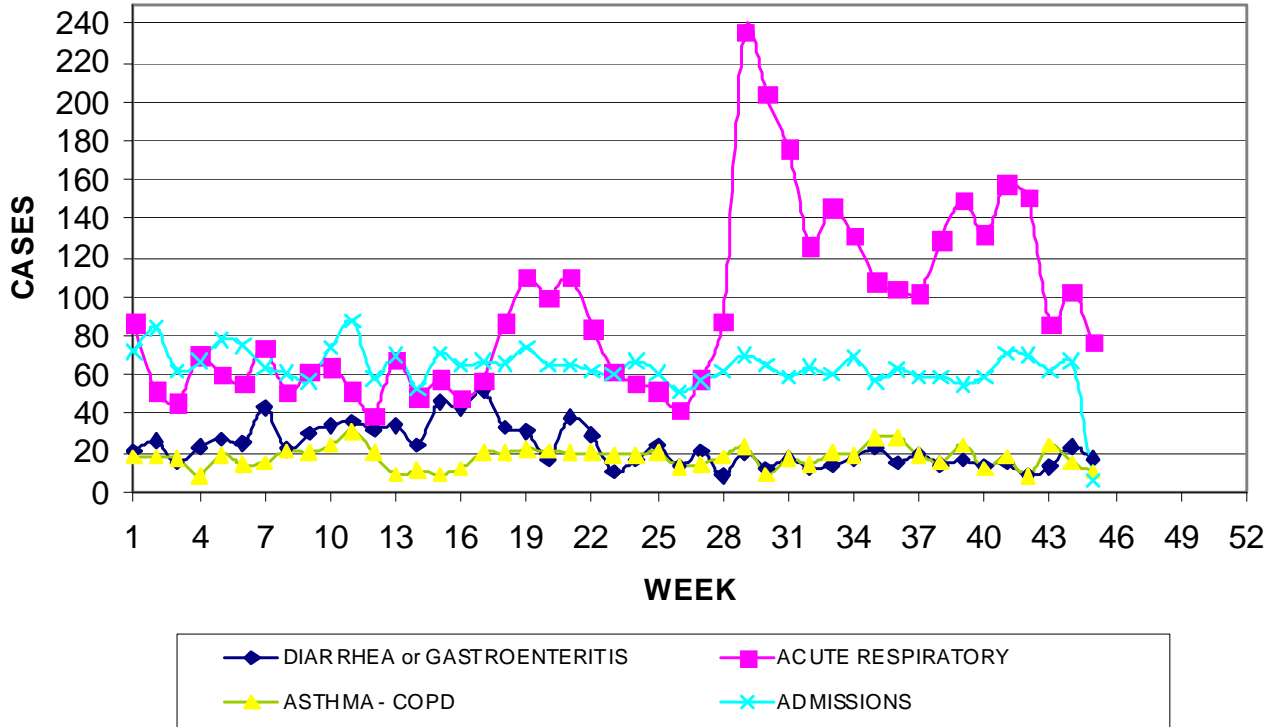
**GUAM ACUTE RESPIRATORY INFECTION SURVEILLANCE, 2009;
 NUMBER OF PATIENTS SEEN IN THE GMHA-ED BY WEEK SEEN**



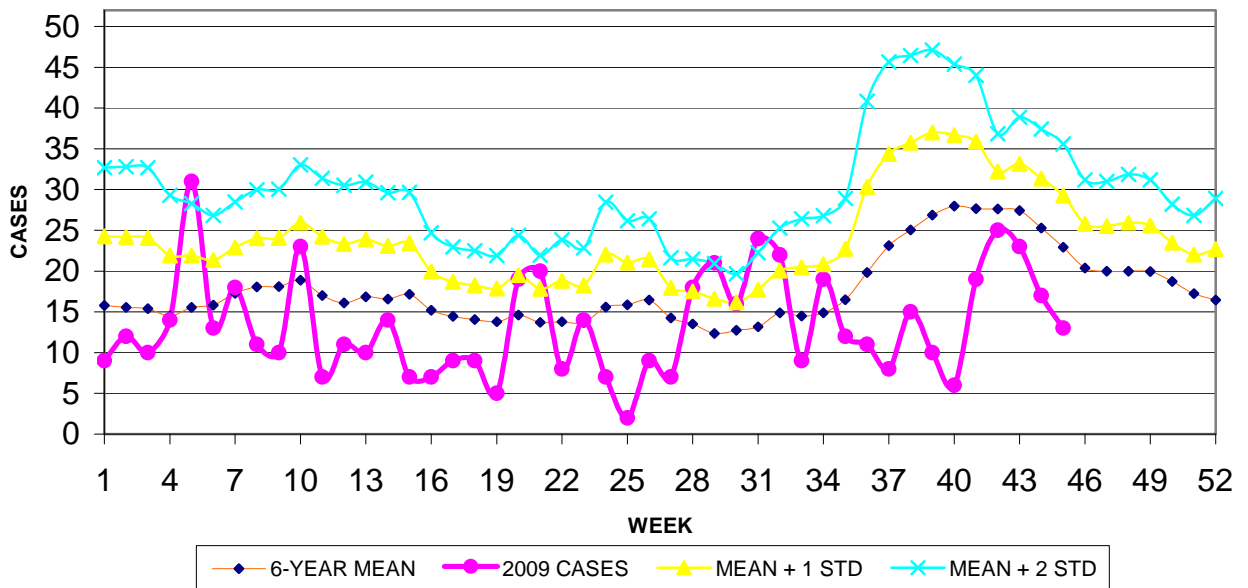
**2009 INFLUENZA AND FLU-LIKE ILLNESSES BY WEEK SEEN,
 GUAM MEMORIAL HOSPITAL EMERGENCY DEPARTMENT**



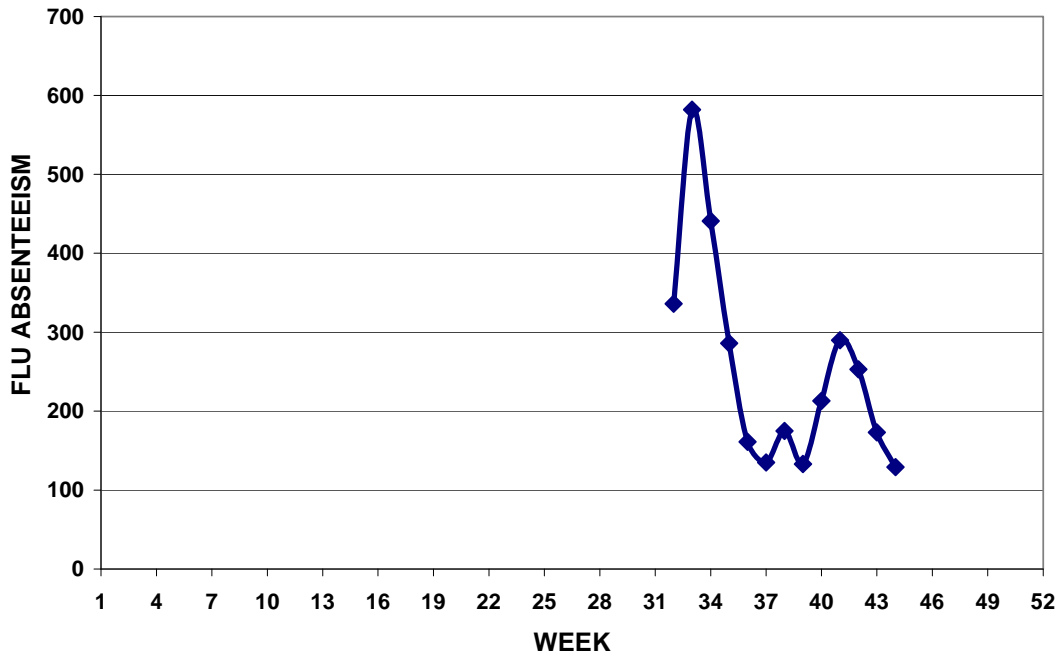
GUAM SYNDROMIC DISEASE SURVEILLANCE
**GMHA-ED PATIENT DIAGNOSES BY WEEK FOR
 CALENDAR YEAR 2009**



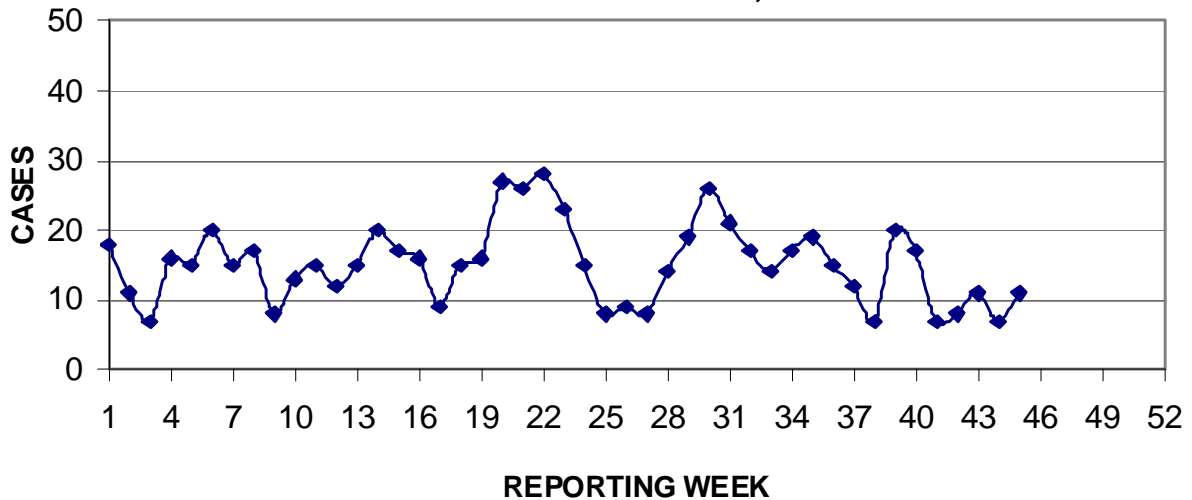
MEDICAL RECORDS AND INFECTION CONTROL DEPARTMENTS
 GUAM MEMORIAL HOSPITAL AUTHORITY
**HOSPITAL INPATIENT DISCHARGES WITH A DIAGNOSIS OF
 PNEUMONIA BY WEEK DISCHARGED, 2009**



GUAM DEPARTMENT OF EDUCATION
**REPORTED STUDENT ABSENTEEISM DUE TO INFLUENZA
OR INFLUENZA-LIKE ILLNESS, 2009**



PREVENTIVE MEDICINE DEPARTMENT
U.S. NAVAL HOSPITAL GUAM
**PNEUMONIA CASES SEEN IN GUAM MILITARY TREATMENT FACILITIES
BY WEEK REPORTED, 2009**



**GUAM SENTINEL PHYSICIAN INFLUENZA SURVEILLANCE
REPORTS OF INFLUENZA OR INFLUENZA-LIKE ILLNESSES
RECEIVED FOR THE WEEK ENDING 11/14/2009**

Sporadic - 2

(ACTIVITY LEVELS: None, Isolated, Sporadic, Local, Regional, Widespread)

GUAM MEMORIAL HOSPITAL
 INFECTION CONTROL DEPARTMENT
GMHA-ED CLINICAL DIAGNOSES OF INFLUENZA AND FLU-SYNDROME
BY WEEK AND PATIENT'S VILLAGE OF RESIDENCE
 (Villages listed geographically from northern-most to southern-most)

VILLAGE	WEEK										TOTAL	RATE (Weeks 1-45 ¹)
	36	37	38	39	40	41	42	43	44	45		
Yigo	3	0	0	1	6	0	0	0	0	0	63	280.90
Dededo	3	1	2	1	1	3	0	1	1	0	128	258.59
Tamuning	1	1	2	1	0	1	1	0	0	0	57	274.78
Barrigada	0	0	1	0	0	1	1	0	0	0	22	220.79
Mangilao	0	2	0	0	3	2	0	0	0	0	49	319.59
M-T-M	1	2	0	1	0	1	2	0	0	0	42	623.89
Hagatna	0	0	0	1	0	0	0	0	0	0	6	473.56
Agaña Hts	0	0	0	0	0	0	1	0	0	0	7	154.25
Sinajana	0	0	0	0	0	0	0	1	0	0	3	91.30
Chalan Pago-Ordot	2	0	0	0	0	0	0	0	0	0	25	366.52
Asan-Maina	0	1	0	0	0	0	0	0	0	0	9	373.91
Piti	0	0	0	0	0	0	0	0	0	0	4	208.44
Santa Rita	0	0	0	0	0	0	0	0	0	0	7	81.04
Agat	0	0	0	0	0	2	2	0	0	0	24	368.44
Yona	0	0	0	0	0	0	0	0	0	0	30	401.77
Talofofo	0	0	0	0	0	0	0	0	0	0	7	189.04
Inarajan	0	0	0	0	0	0	1	0	0	0	19	540.54
Merizo	0	0	0	0	0	0	0	0	0	0	2	80.29
Umatac	0	0	0	0	0	1	0	0	0	0	5	489.24
TOTAL	10	7	5	5	10	11	8	2	1	0	509	285.49

¹ Cases per 100,000 population for the specified period

Foreign Quarantine & Enteric Diseases Section
 Bureau of Communicable Disease Control
Guam Department of Public Health & Social Services

H1N1 INFLUENZA SURVEILLANCE, WEEK 45, 2009 (11.14.09)
(1 new civilian case)

Gender	No.	Rapid Test	No.
Male	1	Positive	0
Female	0	Negative	1
Total	1	Not Done	0
		Unknown	0
		Total	1

Age Group	Total	Hospitalized	Deaths
< 1	0	0	0
1-4	0	0	0
5-14	0	0	0
15-24	0	0	0
25-49	1	0	0
50-64	0	0	0
65+	0	0	0
Unknown	0	0	0
Total	1	0	0

H1N1 INFLUENZA SURVEILLANCE, WEEKS 1-45, 2009
(Cumulative: 224 civilian & 114 military cases)

Gender	Total	Rapid Test	No.
Male	193	Positive	173
Female	145	Negative	78
Total	338	Not Done	28
		Unknown	59
		Total	338

Age Group	Total	Hospitalized	Deaths
< 1	25	13	0
1-4	53	9	0
5-14	78	6	1
15-24	68	3	0
25-49	96	11	1
50-64	14	6	0
65+	4	1	0
Unknown	0	0	0
Total	338	49	2

INFECTION CONTROL DEPARTMENT
GUAM MEMORIAL HOSPITAL AUTHORITY

COMMUNICABLE DISEASE REPORT
REPORTS RECEIVED FOR THE WEEK ENDING 11/14/2009

Hepatitis B	2
MRSA	3
Streptococcal sore throat	1
Tuberculosis	2

INFECTION CONTROL DEPARTMENT
GUAM MEMORIAL HOSPITAL AUTHORITY

**HOSPITALIZATIONS FOR INFLUENZA BY AGE
AND MORBIDITY REPORTING WEEK, 2009**

	WEEK									
AGE	36	37	38	39	40	41	42	43	44	45
0-4		2	1		1				2	
5-18										
19-24			1							
25-49		1								
50-64			1							
65+										
TOTAL	0	3	3	0	1	0	0	0	2	0

GUAM ANIMAL DISEASE (ZONOSIS) REPORTS

REPORTS RECEIVED FOR THE WEEK ENDING 11/14/2009

No cases reported

W.H.O. A(H5N1) INFLUENZA SURVEILLANCE

WHO reports the cumulative number of confirmed human cases and deaths due to avian influenza (H5N1) at the avian influenza surveillance web site <http://www.who.int/csr/disease/avian_influenza/en/index.html>. Totals provided as of 3:00 PM, 11/18/2009 Guam-time show no change since 9/24/09.