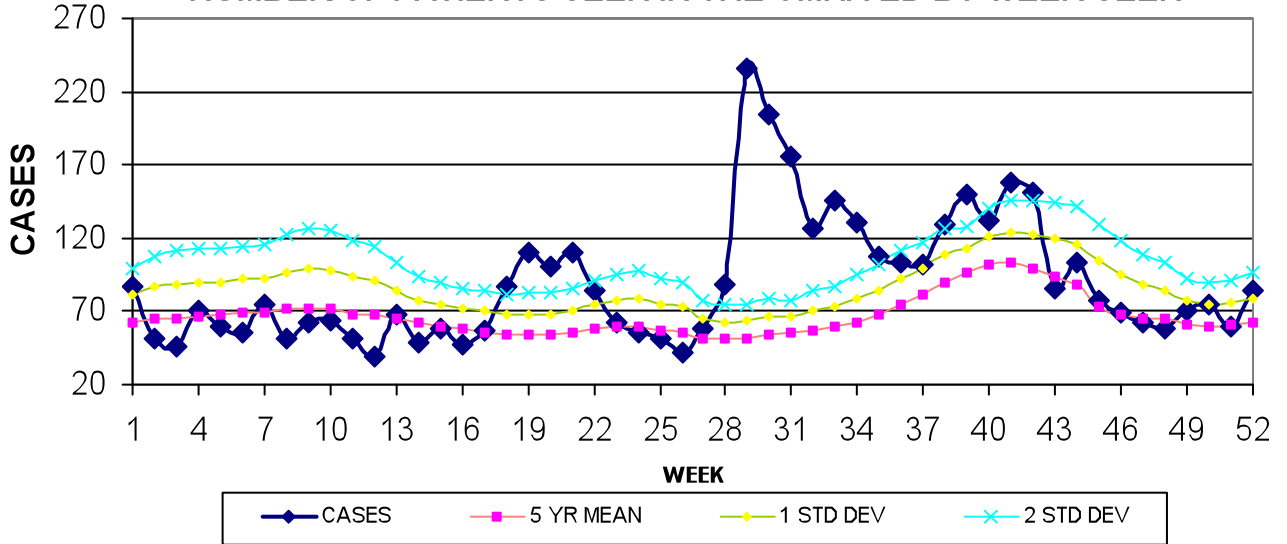


GUAM EPIDEMIOLOGY NEWSLETTER

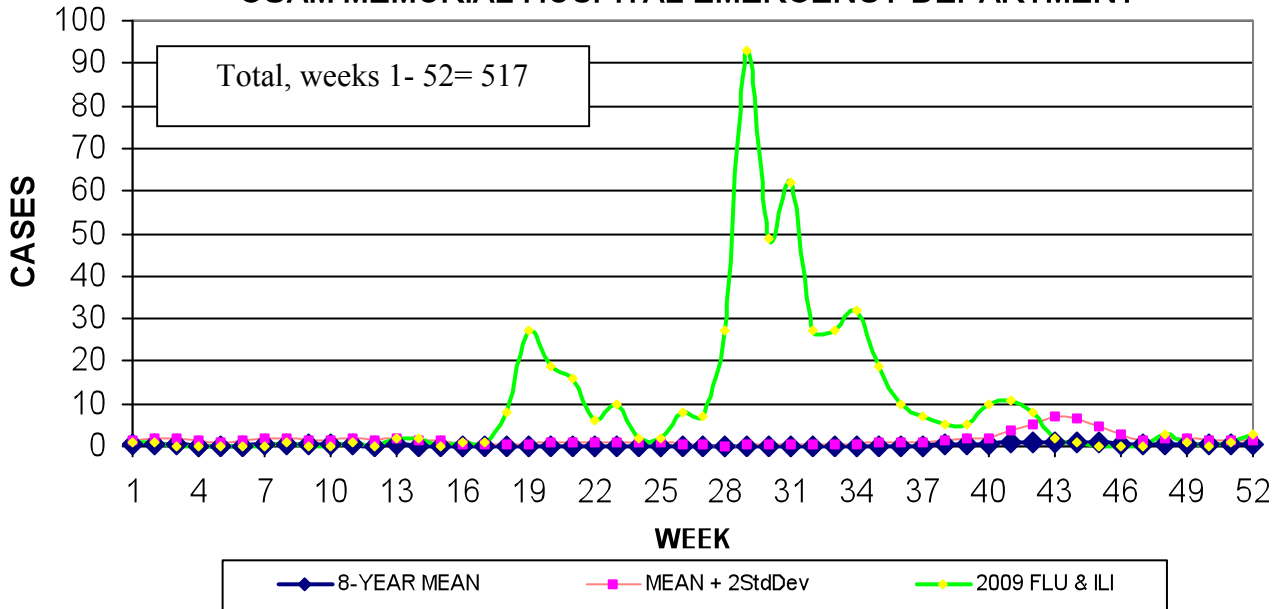
REPORT FOR WEEK ENDING: 1/2/2010 (Reporting week 2009-52)

GUAM REPORTS

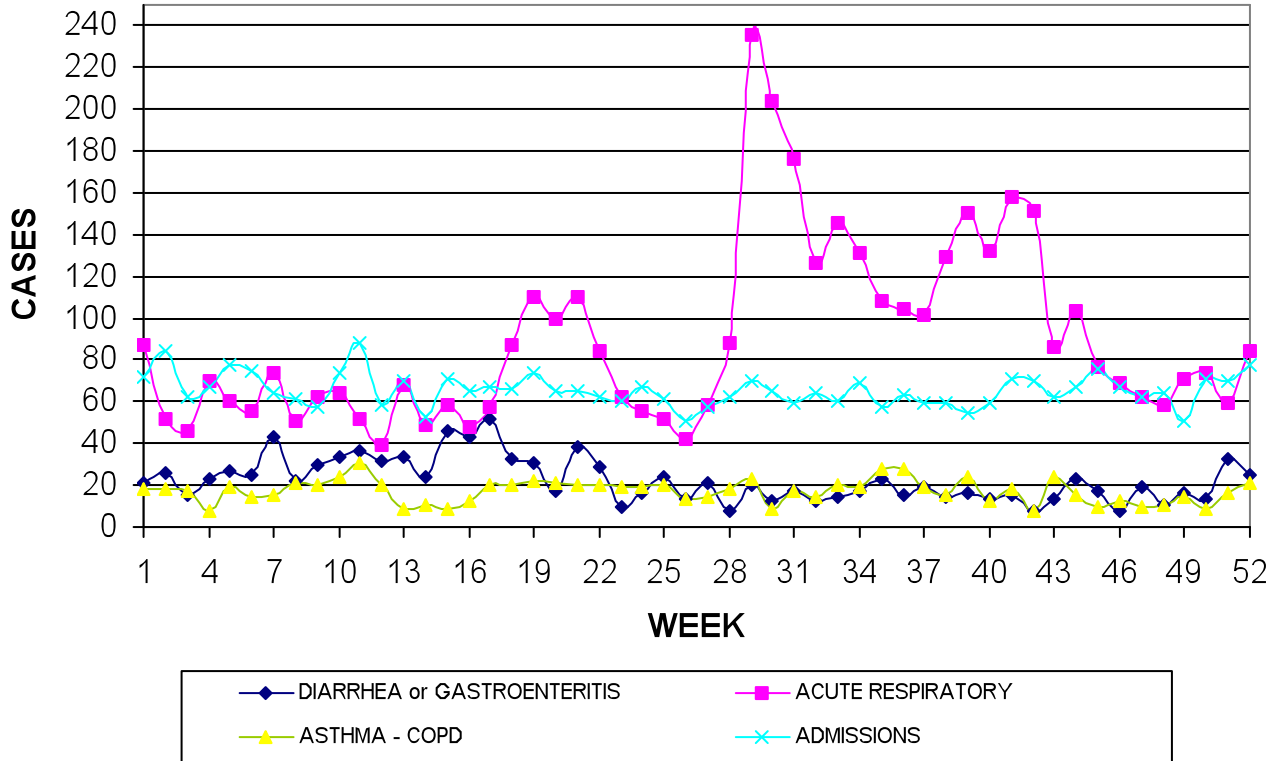
**GUAM ACUTE RESPIRATORY INFECTION SURVEILLANCE, 2009;
 NUMBER OF PATIENTS SEEN IN THE GMHA-ED BY WEEK SEEN**



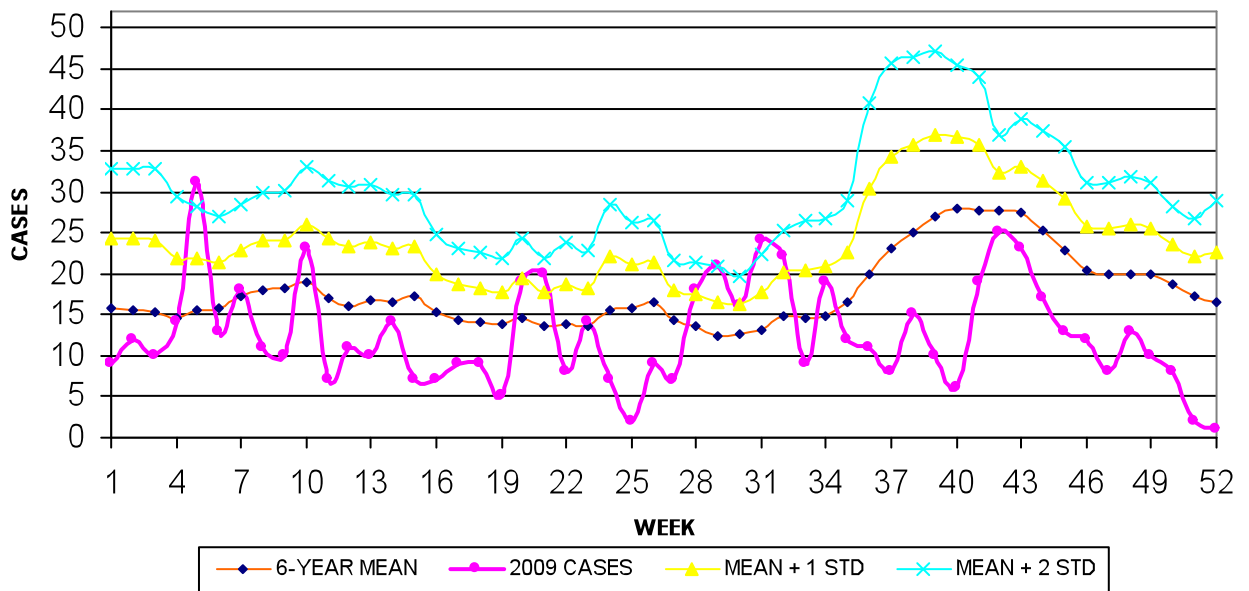
**2009 INFLUENZA AND FLU-LIKE ILLNESSES BY WEEK SEEN,
 GUAM MEMORIAL HOSPITAL EMERGENCY DEPARTMENT**



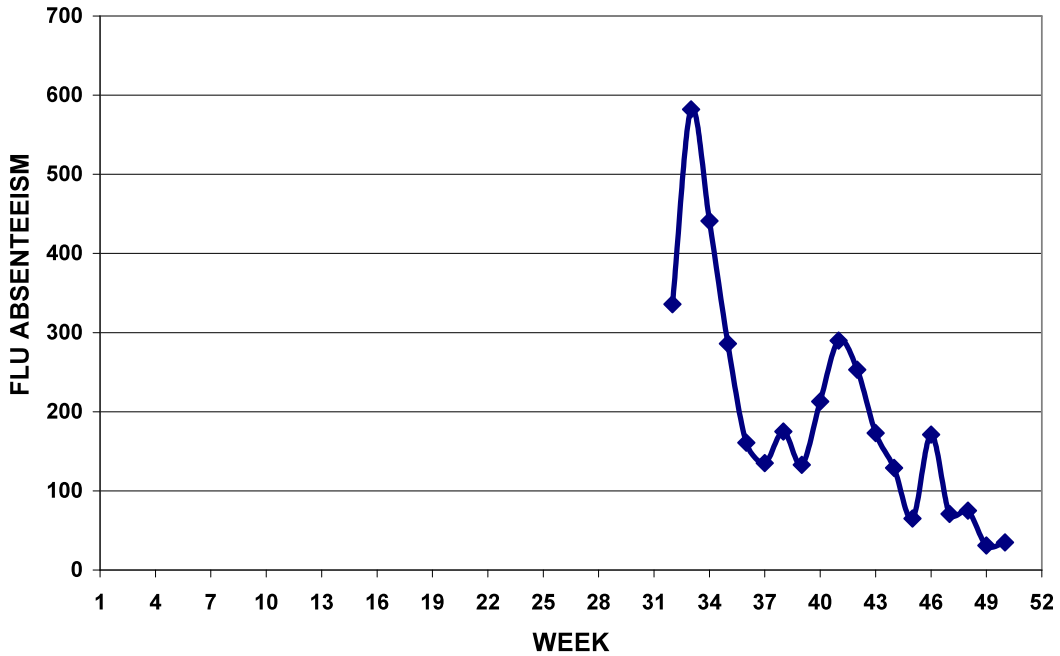
GUAM SYNDROMIC DISEASE SURVEILLANCE
**GMHA-ED PATIENT DIAGNOSES BY WEEK FOR
 CALENDAR YEAR 2009**



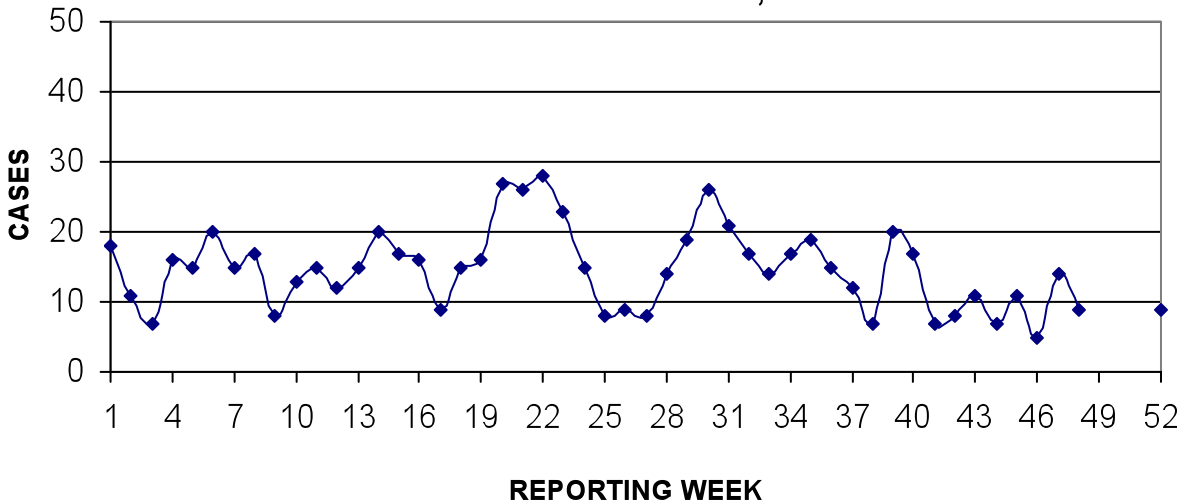
MEDICAL RECORDS AND INFECTION CONTROL DEPARTMENTS
 GUAM MEMORIAL HOSPITAL AUTHORITY
**HOSPITAL INPATIENT DISCHARGES WITH A DIAGNOSIS OF
 PNEUMONIA BY WEEK DISCHARGED, 2009**



GUAM DEPARTMENT OF EDUCATION
**REPORTED STUDENT ABSENTEEISM DUE TO INFLUENZA
 OR INFLUENZA-LIKE ILLNESS, 2009**



PREVENTIVE MEDICINE DEPARTMENT
 U.S. NAVAL HOSPITAL GUAM
**PNEUMONIA CASES SEEN IN GUAM MILITARY TREATMENT FACILITIES
 BY WEEK REPORTED, 2009**



GUAM MEMORIAL HOSPITAL
 INFECTION CONTROL DEPARTMENT
**GMHA-EMERGENCY DEPARTMENT CLINICAL DIAGNOSES OF INFLUENZA OR
 FLU-SYNDROME BY WEEK AND PATIENT'S VILLAGE OF RESIDENCE, 2009**
 (Villages listed geographically from northern-most to southern-most)

VILLAGE	WEEK										TOTAL	RATE Weeks 1-52 2009
	43	44	45	46	47	48	49	50	51	52		
Yigo	0	0	0	0	0	0	0	0	0	0	63	280.90
Dededo	1	1	0	0	0	2	0	0	1	1	132	266.67
Tamuning	0	0	0	0	0	0	1	0	0	1	59	284.42
Barrigada	0	0	0	0	0	0	0	0	0	0	22	220.79
Mangilao	0	0	0	0	0	1	0	0	0	0	50	326.12
M-T-M	0	0	0	0	0	0	0	0	0	0	42	623.89
Hagatna	0	0	0	0	0	0	0	0	0	0	6	473.56
Agaña Hts	0	0	0	0	0	0	0	0	0	0	7	154.25
Sinajana	1	0	0	0	0	0	0	0	0	0	3	91.30
Chalan Pago- Ordot	0	0	0	0	0	0	0	0	0	0	25	366.52
Asan-Maina	0	0	0	0	0	0	0	0	0	0	9	373.91
Piti	0	0	0	0	0	0	0	0	0	0	4	208.44
Santa Rita	0	0	0	0	0	0	0	0	0	0	7	81.04
Agat	0	0	0	0	0	0	0	0	0	1	25	383.79
Yona	0	0	0	0	0	0	0	0	0	0	30	401.77
Talofof	0	0	0	0	0	0	0	0	0	0	7	189.04
Inarajan	0	0	0	0	0	0	0	0	0	0	19	540.54
Merizo	0	0	0	0	0	0	0	0	0	0	2	80.29
Umatac	0	0	0	0	0	0	0	0	0	0	5	489.24
TOTAL	2	1	0	0	0	3	1	0	1	3	517	289.98

¹ Cases per 100,000 population for the specified period

**GUAM SENTINEL PHYSICIAN INFLUENZA SURVEILLANCE
 REPORTS OF INFLUENZA OR INFLUENZA-LIKE ILLNESSES
 RECEIVED FOR THE WEEK ENDING 12/26/2009**

Isolated - 0

(ACTIVITY LEVELS: None, Isolated, Sporadic, Local, Regional, Widespread)

Foreign Quarantine & Enteric Diseases Section
Bureau of Communicable Disease Control
Guam Department of Public Health & Social Services

H1N1 INFLUENZA SURVEILLANCE, WEEK 52, 2009
(No new cases for week)

Gender	No.	Rapid Test	No.
Male	0	Positive	0
Female	0	Negative	0
Total	0	Not Done	0
		Unknown	0
		Total	0

Age Group	Total	Hospitalized	Deaths
< 1	0	0	0
1-4	0	0	0
5-14	0	0	0
15-24	0	0	0
25-49	0	0	0
50-64	0	0	0
65+	0	0	0
Unknown	0	0	0
Total	0	0	0

H1N1 INFLUENZA SURVEILLANCE, WEEKS 1-52, 2009
(Cumulative: 224 civilian & 114 military cases)

Gender	Total	Rapid Test	No.
Male	193	Positive	173
Female	145	Negative	78
Total	338	Not Done	28
		Unknown	59
		Total	338

Age Group	Total	Hospitalized	Deaths
< 1	25	13	0
1-4	53	9	0
5-14	78	6	1
15-24	68	3	0
25-49	96	11	1
50-64	14	6	0
65+	4	1	0
Unknown	0	0	0
Total	338	49	2

INFECTION CONTROL DEPARTMENT
 GUAM MEMORIAL HOSPITAL AUTHORITY
COMMUNICABLE DISEASE REPORT

REPORTS RECEIVED FOR THE WEEK ENDING 1/2/2010

Chlamydia	1
Food poisoning	1
Hepatitis B (old infection)	1
MDR <i>E. coli</i>	1
MDR <i>Chryseobacterium</i>	1
MRSA	8
<i>Neisseria pneumonia</i>	1
Streptococcal sore throat	1
Streptococcal disease, other	2
VRE	1

INFECTION CONTROL DEPARTMENT
 GUAM MEMORIAL HOSPITAL AUTHORITY
**HOSPITALIZATIONS FOR INFLUENZA BY AGE
 AND MORBIDITY REPORTING WEEK, 2009**

AGE	WEEK									
	43	44	45	46	47	48	49	50	51	52
0-4		2						1		
5-18										
19-24										
25-49										
50-64										
65+										
TOTAL	0	2	0	0	0	0	0	1	0	0

GUAM ANIMAL DISEASE (ZONOSSES) REPORTS

REPORTS RECEIVED FOR THE WEEK ENDING 1/2/2010

Anaplasmosis – 1 canine