

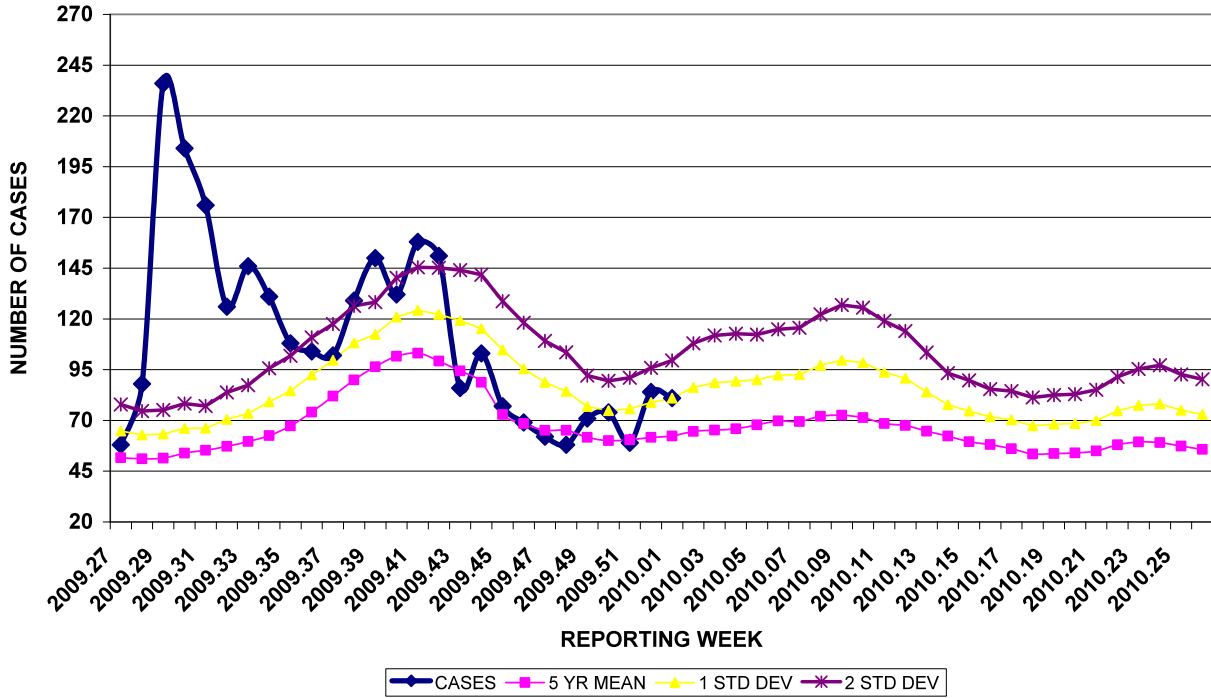
GUAM EPIDEMIOLOGY NEWSLETTER

REPORT FOR WEEK ENDING: 1/9/2010 (Reporting week 2010-1)

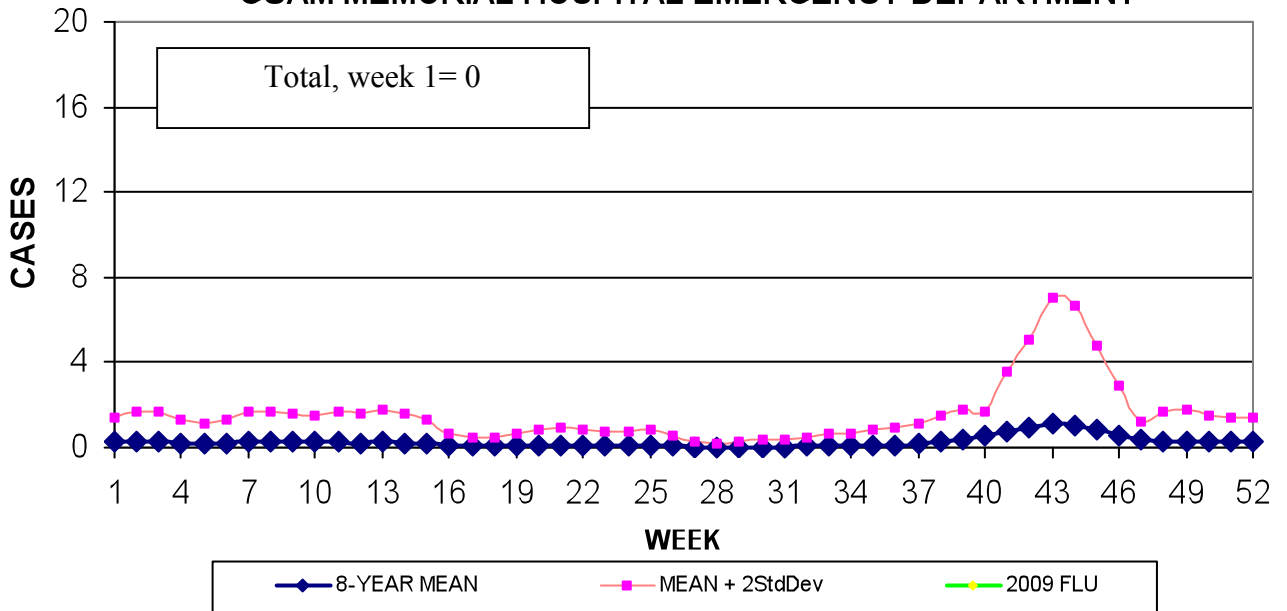
GUAM REPORTS

INFECTION CONTROL DEPARTMENT
 GUAM MEMORIAL HOSPITAL AUTHORITY

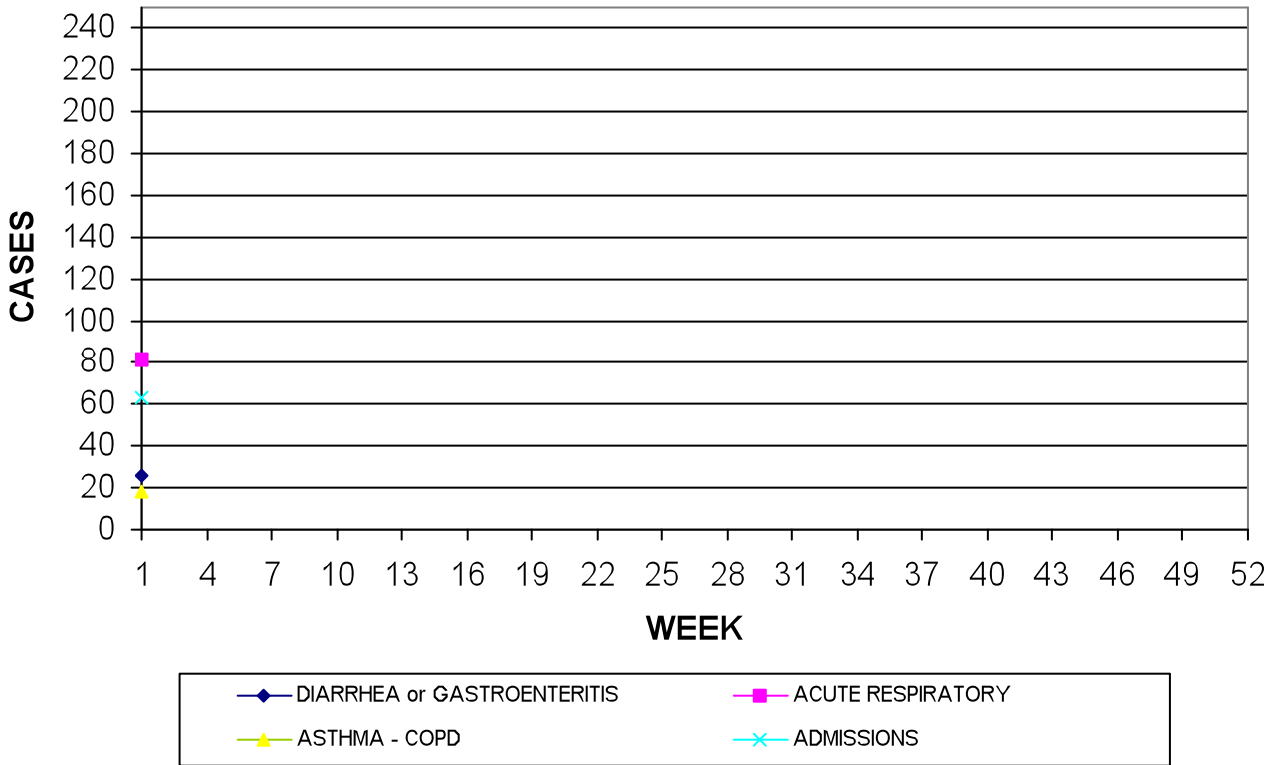
**GUAM ACUTE RESPIRATORY INFECTION SURVEILLANCE, 2009-2010
 NUMBER OF PATIENTS SEEN IN GMHA-ED BY WEEK SEEN**



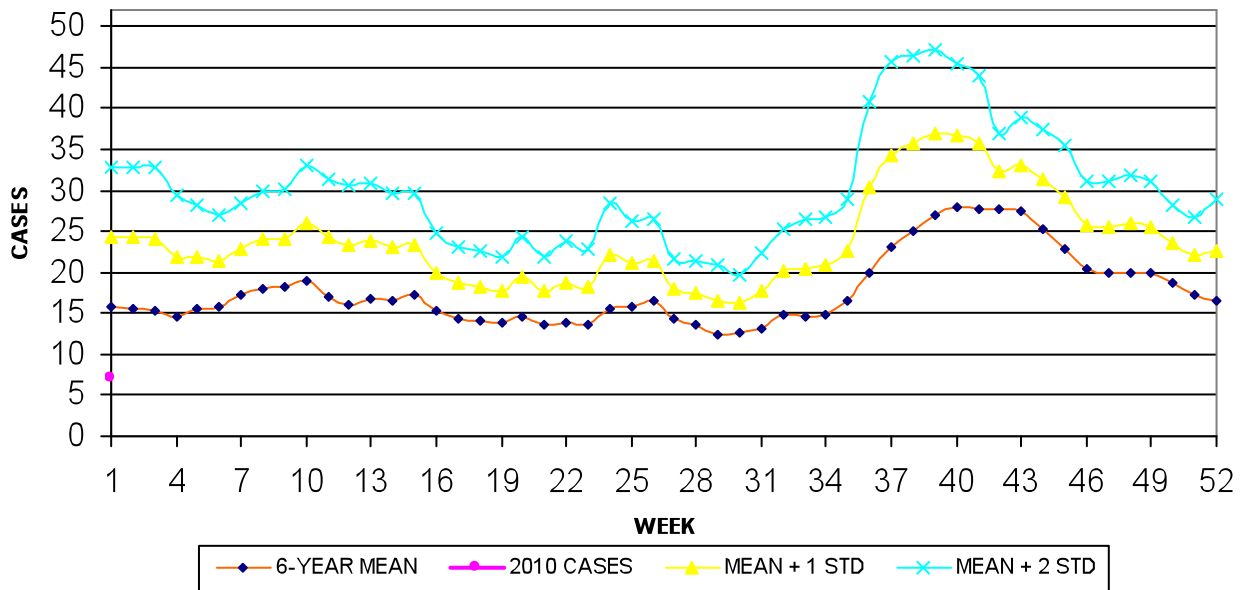
**2010 INFLUENZA AND FLU-LIKE ILLNESSES BY WEEK SEEN,
 GUAM MEMORIAL HOSPITAL EMERGENCY DEPARTMENT**



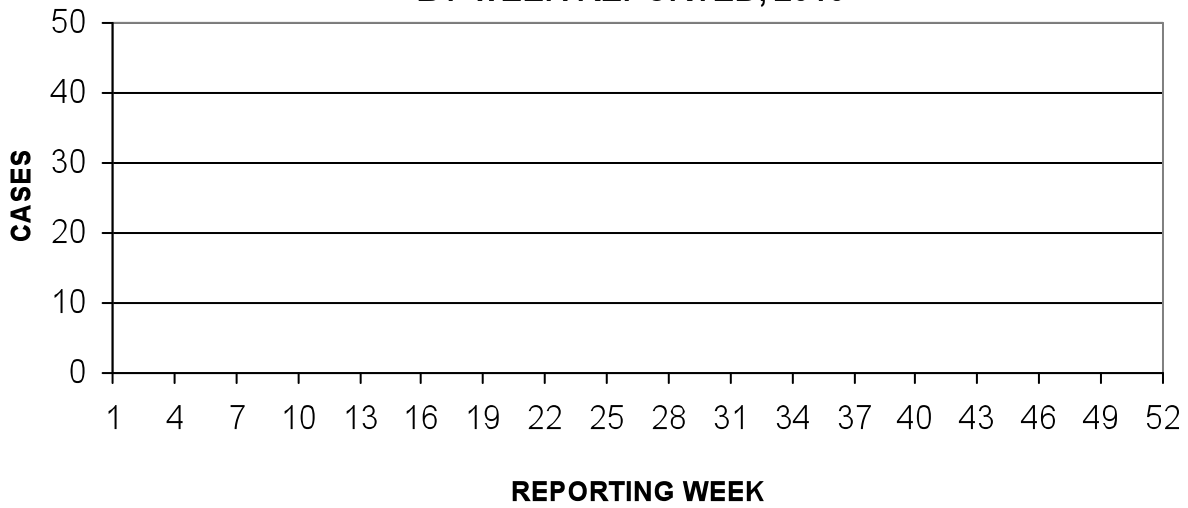
GUAM SYNDROMIC DISEASE SURVEILLANCE
**GMHA-ED PATIENT DIAGNOSES BY WEEK FOR
 CALENDAR YEAR 2010**



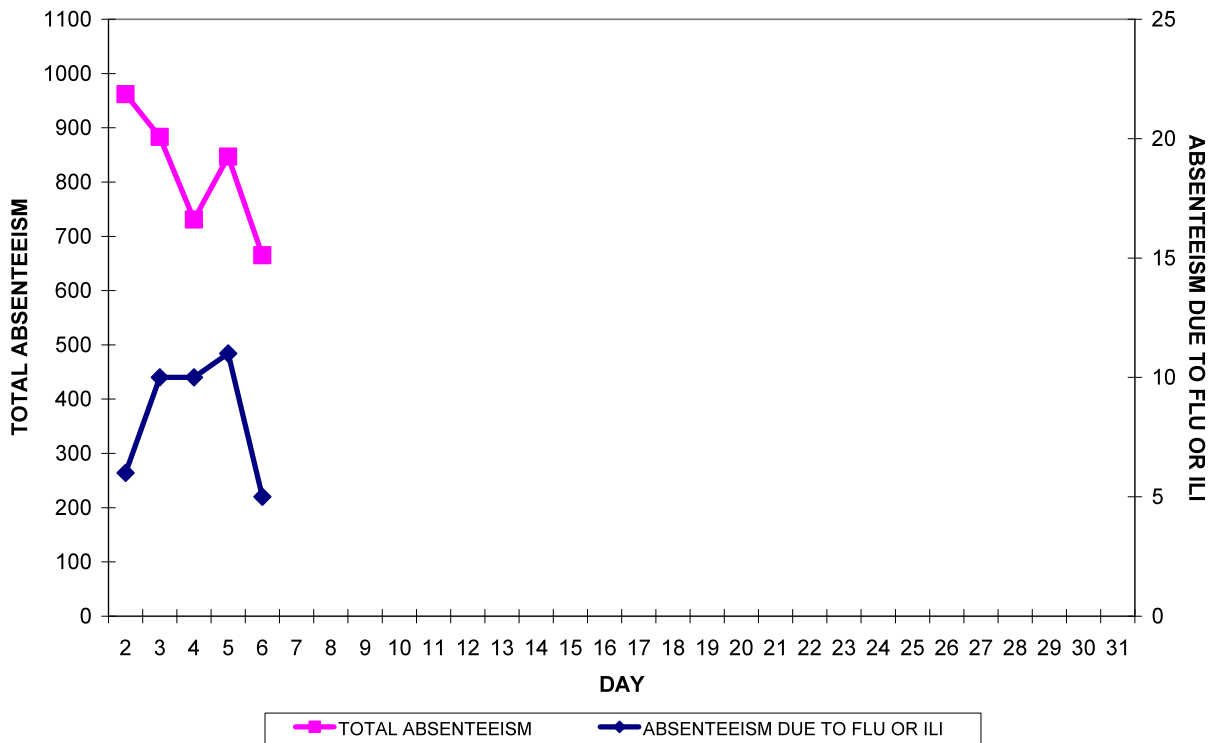
MEDICAL RECORDS AND INFECTION CONTROL DEPARTMENTS
 GUAM MEMORIAL HOSPITAL AUTHORITY
**HOSPITAL INPATIENT DISCHARGES WITH A DIAGNOSIS OF
 PNEUMONIA BY WEEK DISCHARGED, 2010**



PREVENTIVE MEDICINE DEPARTMENT
 U.S. NAVAL HOSPITAL GUAM
**PNEUMONIA CASES SEEN IN GUAM MILITARY TREATMENT FACILITIES
 BY WEEK REPORTED, 2010**



DEPARTMENT OF EDUCATION
GUAM PUBLIC SCHOOL ABSENTEEISM, JANUARY 2010



GUAM MEMORIAL HOSPITAL
 INFECTION CONTROL DEPARTMENT
**GMHA-EMERGENCY DEPARTMENT CLINICAL DIAGNOSES OF INFLUENZA OR
 FLU-SYNDROME BY WEEK AND PATIENT'S VILLAGE OF RESIDENCE, 2009**
 (Villages listed geographically from northern-most to southern-most)

VILLAGE	WEEK										TOTAL	RATE Week 1 2010
	1	2	3	4	5	6	7	8	9	10		
Yigo	0										0	
Dededo	0										0	
Tamuning	0										0	
Barrigada	0										0	
Mangilao	0										0	
M-T-M	0										0	
Hagatna	0										0	
Agaña Hts	0										0	
Sinajana	0										0	
Chalan Pago-Ordot	0										0	
Asan-Maina	0										0	
Piti	0										0	
Santa Rita	0										0	
Agat	0										0	
Yona	0										0	
Talofof	0										0	
Inarajan	0										0	
Merizo	0										0	
Umatac	0										0	
TOTAL	0										0	

¹ Cases per 100,000 population for the specified period

**GUAM SENTINEL PHYSICIAN INFLUENZA SURVEILLANCE
 REPORTS OF INFLUENZA OR INFLUENZA-LIKE ILLNESSES
 RECEIVED FOR THE WEEK ENDING 1/9/2010**

Isolated - 4

(ACTIVITY LEVELS: None, Isolated, Sporadic, Local, Regional, Widespread)

Foreign Quarantine & Enteric Diseases Section
 Bureau of Communicable Disease Control
Guam Department of Public Health & Social Services

H1N1 INFLUENZA SURVEILLANCE, WEEK 1, 2010

Gender	No.	Rapid Test	No.
Male	0	Positive	0
Female	0	Negative	0
Total	0	Not Done	0
		Unknown	0
		Total	0

Age Group	Total	Hospitalized	Deaths
< 1	0	0	0
1-4	0	0	0
5-14	0	0	0
15-24	0	0	0
25-49	0	0	0
50-64	0	0	0
65+	0	0	0
Unknown	0	0	0
Total	0	0	0

H1N1 INFLUENZA SURVEILLANCE, WEEKS 1, 2010
 (Cumulative: 224 civilian & 114 military cases)

Gender	Total	Rapid Test	No.
Male	0	Positive	0
Female	0	Negative	0
Total	0	Not Done	0
		Unknown	0
		Total	0

Age Group	Total	Hospitalized	Deaths
< 1	0	0	0
1-4	0	0	0
5-14	0	0	0
15-24	0	0	0
25-49	0	0	0
50-64	0	0	0
65+	0	0	0
Unknown	0	0	0
Total	0	0	0

INFECTION CONTROL DEPARTMENT
 GUAM MEMORIAL HOSPITAL AUTHORITY
COMMUNICABLE DISEASE REPORT

REPORTS RECEIVED FOR THE WEEK ENDING 1/9/2010

MDR <i>Klebsiella pneumoniae</i>	1
MRSA	3
Respiratory syncytial virus	1
VRE	1

INFECTION CONTROL DEPARTMENT
 GUAM MEMORIAL HOSPITAL AUTHORITY
**HOSPITALIZATIONS FOR INFLUENZA BY AGE
 AND MORBIDITY REPORTING WEEK, 2010**

AGE	WEEK									
	1	2	3	4	5	6	7	8	9	10
0-4										
5-18										
19-24										
25-49										
50-64										
65+										
TOTAL	0									

GUAM ANIMAL DISEASE (ZONOSSES) REPORTS

REPORTS RECEIVED FOR THE WEEK ENDING 1/9/2010

Anaplasmosis – 2 canine

W.H.O. A(H5N1) INFLUENZA SURVEILLANCE

WHO reports the cumulative number of confirmed human cases and deaths due to avian influenza (H5N1) at the avian influenza surveillance web site :

<http://www.who.int/csr/disease/avian_influenza/en/index.html>. The table below reflects totals provided at this web site as of 8:00 AM, 1/14/2010 Guam-time.

COUNTRY		2003	2004	2005	2006	2007	2008	2009	2010	TOTAL
Azerbaijan	Cases	0	0	0	8	0	0	0	0	8
	Deaths	0	0	0	5	0	0	0	0	5
Bangladesh	Cases	0	0	0	0	0	0	0	0	1
	Deaths	0	0	0	0	0	0	0	0	0
Cambodia	Cases	0	0	4	2	1	0	1	0	9
	Deaths	0	0	4	2	1	0	0	0	7
China	Cases	1	0	8	13	5	4	7	0	38
	Deaths	1	0	5	8	3	4	4	0	25
Djibouti	Cases	0	0	0	1	0	0	0	0	1
	Deaths	0	0	0	0	0	0	0	0	0
Egypt	Cases	0	0	0	18	25	8	39	0	90
	Deaths	0	0	0	10	9	4	4	0	27
Indonesia	Cases	0	0	20	55	42	24	20	0	161
	Deaths	0	0	13	45	37	20	19	0	134
Iraq	Cases	0	0	0	3	0	0	0	0	3
	Deaths	0	0	0	2	0	0	0	0	2
Laos	Cases	0	0	0	0	2	0	0	0	2
	Deaths	0	0	0	0	2	0	0	0	2
Myanmar	Cases	0	0	0	0	1	0	0	0	1
	Deaths	0	0	0	0	0	0	0	0	0
Nigeria	Cases	0	0	0	0	1	0	0	0	1
	Deaths	0	0	0	0	1	0	0	0	1
Pakistan	Cases	0	0	0	0	3	0	0	0	3
	Deaths	0	0	0	0	1	0	0	0	1
Thailand	Cases	0	17	5	3	0	0	0	0	25
	Deaths	0	12	2	3	0	0	0	0	17
Turkey	Cases	0	0	0	12	0	0	0	0	12
	Deaths	0	0	0	4	0	0	0	0	4
Viet Nam	Cases	3	29	61	0	8	6	5	0	112
	Deaths	3	20	19	0	5	5	5	0	57
TOTAL	Cases	4	46	98	115	86	42	72	0	467
	Deaths	4	32	43	79	59	31	32	0	282

NOTE: Total number of cases includes number of deaths. WHO reports only laboratory-confirmed cases. Figures that have changed since last week's report are noted in **BOLD**, the number of new cases is enclosed ()