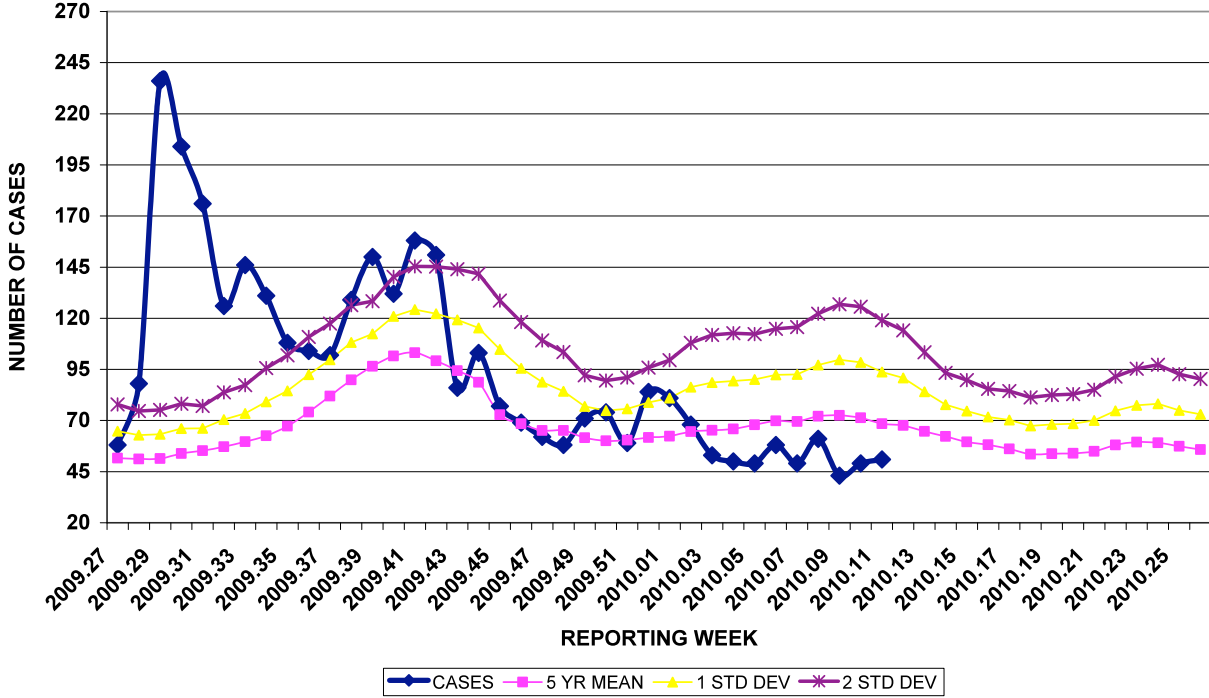


**GUAM EPIDEMIOLOGY NEWSLETTER**

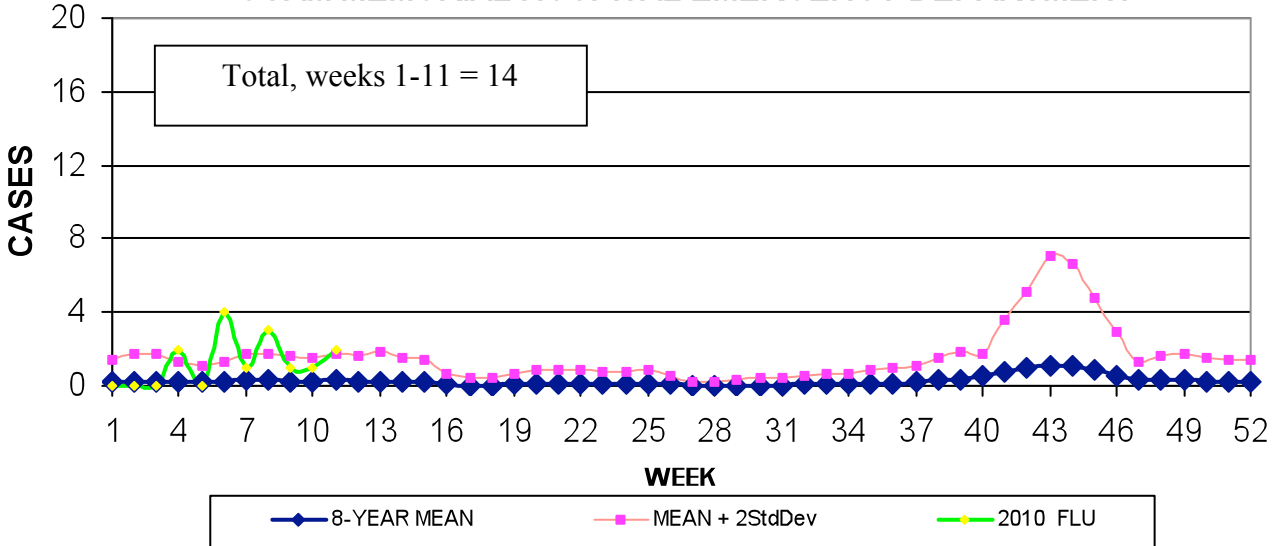
REPORT FOR WEEK ENDING: 3/20/2010 (Reporting week 2010-11)

**GUAM REPORTS**

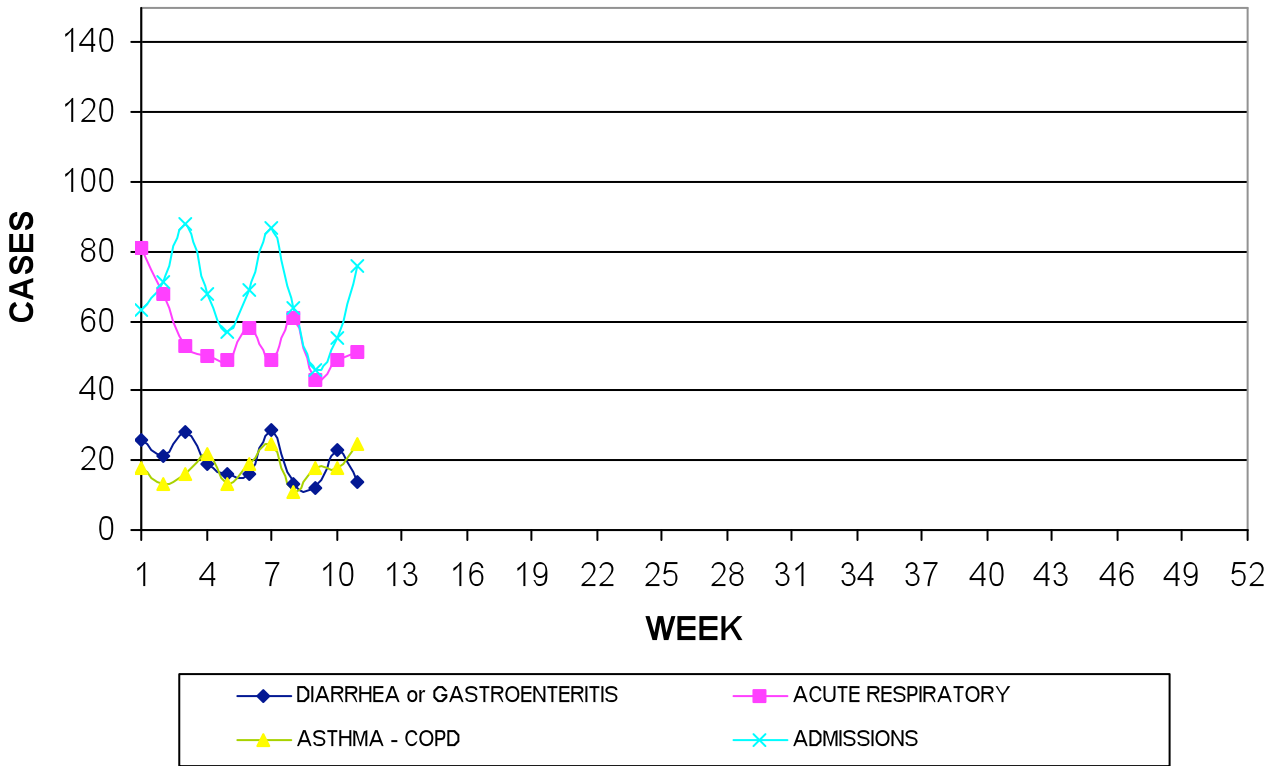
**GUAM ACUTE RESPIRATORY INFECTION SURVEILLANCE, 2009-2010  
 NUMBER OF PATIENTS SEEN IN GMHA-ED BY WEEK SEEN**



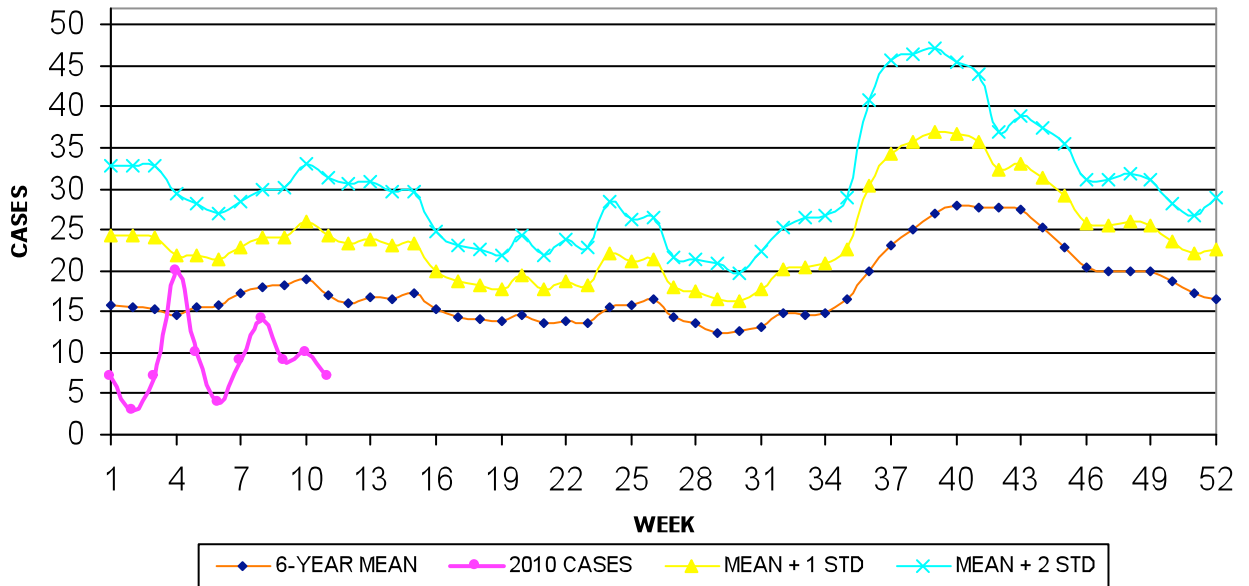
**2010 INFLUENZA AND FLU-LIKE ILLNESSES BY WEEK SEEN,  
 GUAM MEMORIAL HOSPITAL EMERGENCY DEPARTMENT**



GUAM SYNDROMIC DISEASE SURVEILLANCE  
**GMHA-ED PATIENT DIAGNOSES BY WEEK FOR  
 CALENDAR YEAR 2010**



MEDICAL RECORDS AND INFECTION CONTROL DEPARTMENTS  
 GUAM MEMORIAL HOSPITAL AUTHORITY  
**HOSPITAL INPATIENT DISCHARGES WITH A DIAGNOSIS OF  
 PNEUMONIA BY WEEK DISCHARGED, 2010**



GUAM MEMORIAL HOSPITAL  
INFECTION CONTROL DEPARTMENT  
**GMHA-EMERGENCY DEPARTMENT CLINICAL DIAGNOSES OF INFLUENZA OR  
FLU-SYNDROME BY WEEK AND PATIENT'S VILLAGE OF RESIDENCE, 2010**  
(Villages listed geographically from northern-most to southern-most)

VILLAGE	WEEK										TOTAL	RATE Weeks 1-11 2010
	2	3	4	5	6	7	8	9	10	11		
Yigo	0	0	0	0	0	0	0	0	1	1	0	8.80
Dededo	0	0	1	0	2	1	1	0	0	1	5	11.96
Tamuning	0	0	0	0	0	0	0	0	0	0	0	0
Barrigada	0	0	0	0	0	0	0	1	0	0	0	9.90
Mangilao	0	0	0	0	1	0	0	0	0	0	1	6.44
M-T-M	0	0	1	0	0	0	0	0	0	0	1	14.66
Hagatna	0	0	0	0	0	0	0	0	0	0	0	0
Agaña Hts	0	0	0	0	0	0	0	0	0	0	0	0
Sinajana	0	0	0	0	0	0	0	0	0	0	0	0
Chalan Pago-Ordot	0	0	0	0	1	0	1	0	0	0	1	28.93
Asan-Maina	0	0	0	0	0	0	0	0	0	0	0	0
Piti	0	0	0	0	0	0	0	0	0	0	0	0
Santa Rita	0	0	0	0	0	0	0	0	0	0	0	0
Agat	0	0	0	0	0	0	0	0	0	0	0	0
Yona	0	0	0	0	0	0	1	0	0	0	1	13.21
Talofofu	0	0	0	0	0	0	0	0	0	0	0	0
Inarajan	0	0	0	0	0	0	0	0	0	0	0	0
Merizo	0	0	0	0	0	0	0	0	0	0	0	0
Umatac	0	0	0	0	0	0	0	0	0	0	0	0
TOTAL	0	0	2	0	4	1	3	1	1	2	14	7.75

NOTE: Rate = cases per 100,000 population for the specified period

**GUAM SENTINEL PHYSICIAN INFLUENZA SURVEILLANCE**

REPORTS OF INFLUENZA OR INFLUENZA-LIKE ILLNESSES

RECEIVED FOR THE WEEK ENDING 3/20/2010

**Sporadic** - 0

(ACTIVITY LEVELS: No activity, Sporadic, Local, Regional, Widespread)

**GUAM ANIMAL DISEASE (ZONOSSES) REPORTS**

REPORTS RECEIVED FOR THE WEEK ENDING 3/20/2010

None

Foreign Quarantine & Enteric Diseases Section  
 Bureau of Communicable Disease Control  
**Guam Department of Public Health & Social Services**  
**H1N1 INFLUENZA SURVEILLANCE, WEEK 11, 2010**

**H1N1 INFLUENZA SURVEILLANCE, WEEKS 1-11, 2010**  
 (Cumulative: 2 civilian & 0 military cases)  
**NO CHANGE FROM PREVIOUS WEEK**

BUREAU OF COMMUNICABLE DISEASE CONTROL  
 DEPARTMENT OF PUBLIC HEALTH AND SOCIAL SERVICES  
**ISLAND-WIDE COMMUNICABLE DISEASE REPORT**

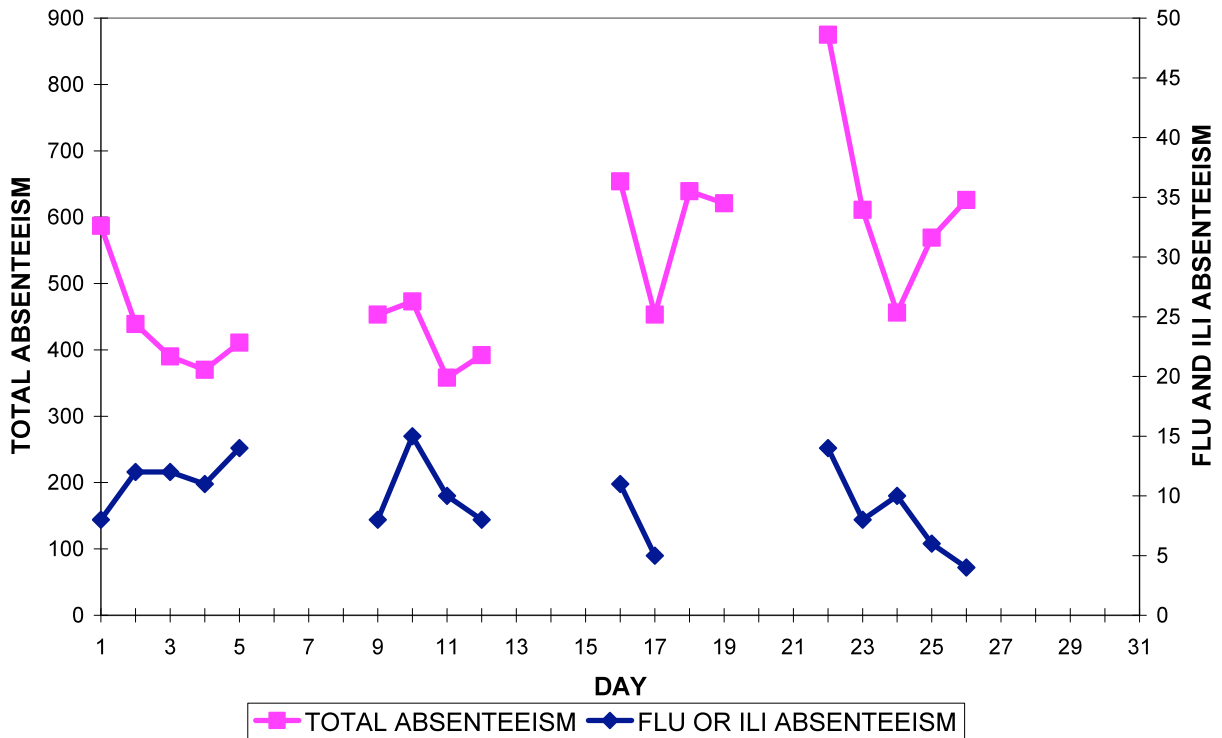
REPORTS RECEIVED FOR THE WEEK ENDING 3/20/2010

Chlamydia	1
Conjunctivitis	1
Hepatitis B	1
Measles	1
Mumps	4
Streptococcal sore throat	2
Streptococcal disease, other	1
Syphilis	1
Tuberculosis, pulmonary	4

INFECTION CONTROL DEPARTMENT  
 GUAM MEMORIAL HOSPITAL AUTHORITY  
**HOSPITALIZATIONS FOR INFLUENZA BY AGE**  
**AND MORBIDITY REPORTING WEEK, 2010**

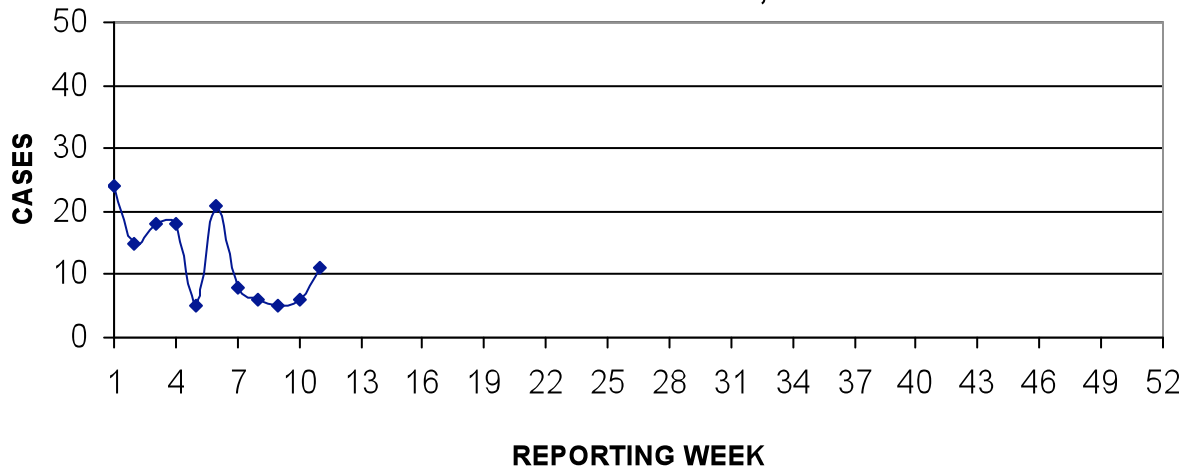
AGE	WEEK										
	1	2	3	4	5	6	7	8	9	10	11
0-4											
5-18					1						
19-24											
25-49				1							
50-64									1		
65+											
<b>TOTAL</b>	0	0	0	1	1	0	0	0	1	0	0

**STUDENT ABSENTEEISM DURING FEBRUARY, 2010**



PREVENTIVE MEDICINE DEPARTMENT  
U.S. NAVAL HOSPITAL GUAM

**PNEUMONIA CASES SEEN IN GUAM MILITARY TREATMENT FACILITIES  
BY WEEK REPORTED, 2010**



## W.H.O. A(H5N1) INFLUENZA SURVEILLANCE

WHO reports the cumulative number of confirmed human cases and deaths due to avian influenza (H5N1) at : <[http://www.who.int/csr/disease/avian\\_influenza/en/index.html](http://www.who.int/csr/disease/avian_influenza/en/index.html)>. The table below reflects totals provided at this web site as of 9:15 AM, 3/24/2010 Guam-time.

COUNTRY		2003	2004	2005	2006	2007	2008	2009	2010	TOTAL
Azerbaijan	Cases	0	0	0	8	0	0	0	0	8
	Deaths	0	0	0	5	0	0	0	0	5
Bangladesh	Cases	0	0	0	0	0	0	0	0	1
	Deaths	0	0	0	0	0	0	0	0	0
Cambodia	Cases	0	0	4	2	1	0	1	0	9
	Deaths	0	0	4	2	1	0	0	0	7
China	Cases	1	0	8	13	5	4	7	0	38
	Deaths	1	0	5	8	3	4	4	0	25
Djibouti	Cases	0	0	0	1	0	0	0	0	1
	Deaths	0	0	0	0	0	0	0	0	0
Egypt	Cases	0	0	0	18	25	8	39	16	106
	Deaths	0	0	0	10	9	4	4	5	32
Indonesia	Cases	0	0	20	55	42	24	20	1	163
	Deaths	0	0	13	45	37	20	19	1	135
Iraq	Cases	0	0	0	3	0	0	0	0	3
	Deaths	0	0	0	2	0	0	0	0	2
Laos	Cases	0	0	0	0	2	0	0	0	2
	Deaths	0	0	0	0	2	0	0	0	2
Myanmar	Cases	0	0	0	0	1	0	0	0	1
	Deaths	0	0	0	0	0	0	0	0	0
Nigeria	Cases	0	0	0	0	1	0	0	0	1
	Deaths	0	0	0	0	1	0	0	0	1
Pakistan	Cases	0	0	0	0	3	0	0	0	3
	Deaths	0	0	0	0	1	0	0	0	1
Thailand	Cases	0	17	5	3	0	0	0	0	25
	Deaths	0	12	2	3	0	0	0	0	17
Turkey	Cases	0	0	0	12	0	0	0	0	12
	Deaths	0	0	0	4	0	0	0	0	4
Viet Nam	Cases	3	29	61	0	8	6	5	<b>4(1)</b>	<b>116(1)</b>
	Deaths	3	20	19	0	5	5	5	1	58
<b>TOTAL</b>	Cases	4	46	98	115	86	42	72	<b>21(1)</b>	<b>489(1)</b>
	Deaths	4	32	43	79	59	33	32	7	289

NOTE: Total number of cases includes number of deaths. WHO reports only laboratory-confirmed cases. Figures that have changed since last week's report are noted in **BOLD**, the number of new cases is enclosed ( )