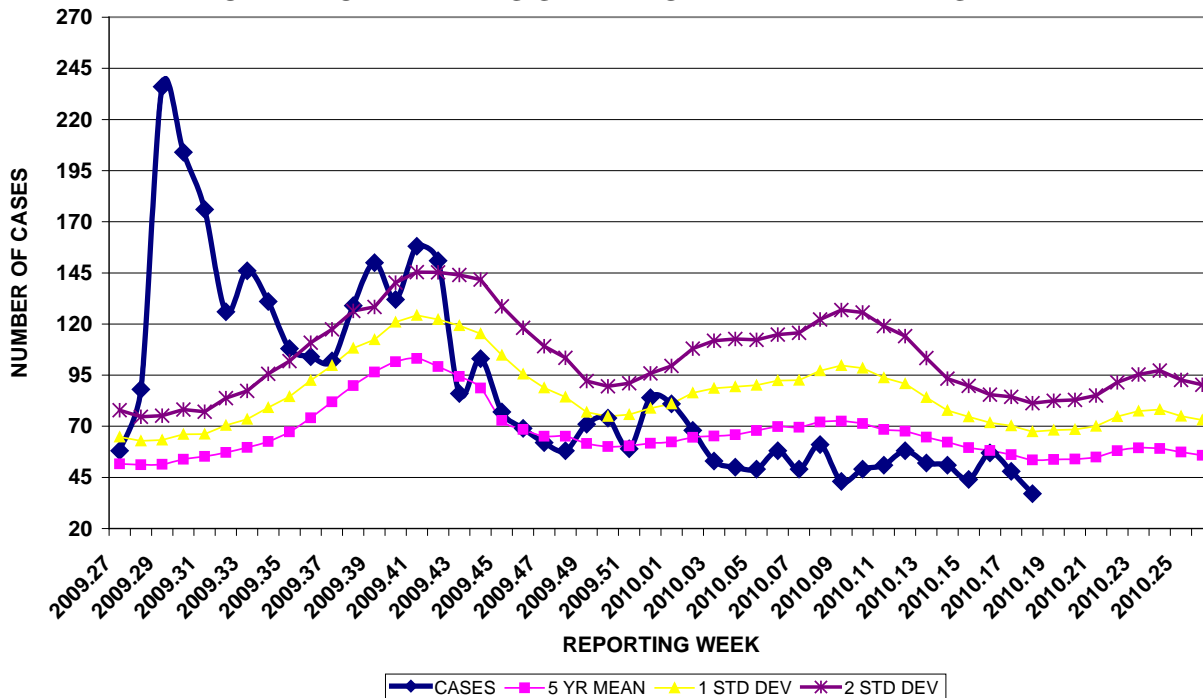


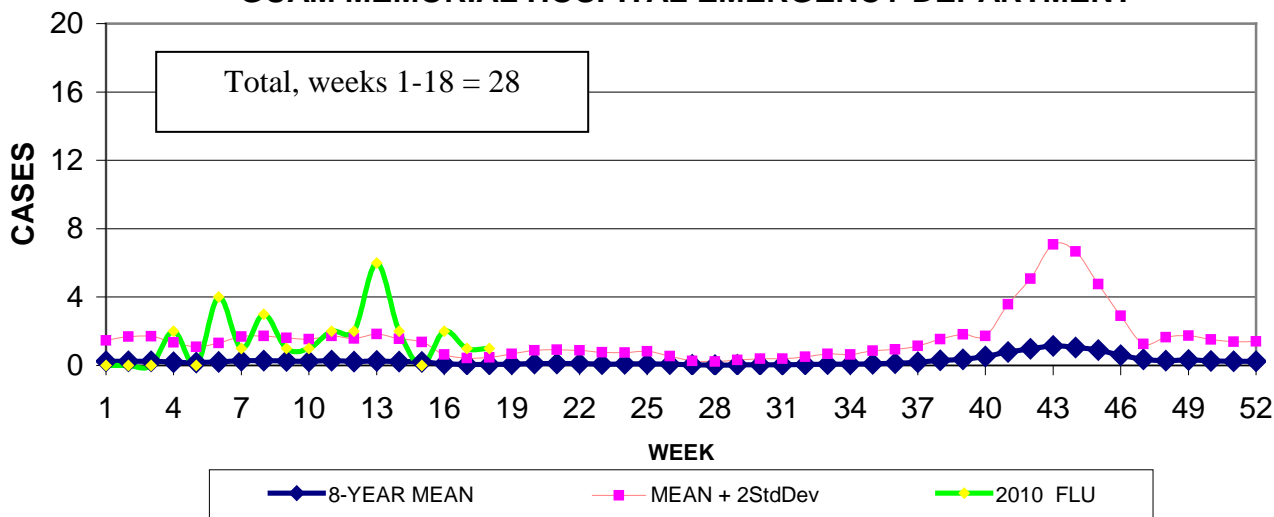
GUAM MEMORIAL HOSPITAL AUTHORITY
 INFECTION CONTROL DEPARTMENT
GUAM EPIDEMIOLOGY NEWSLETTER
 REPORT FOR WEEK ENDING: 5/8/2010 (Reporting week 2010-18)

GUAM REPORTS

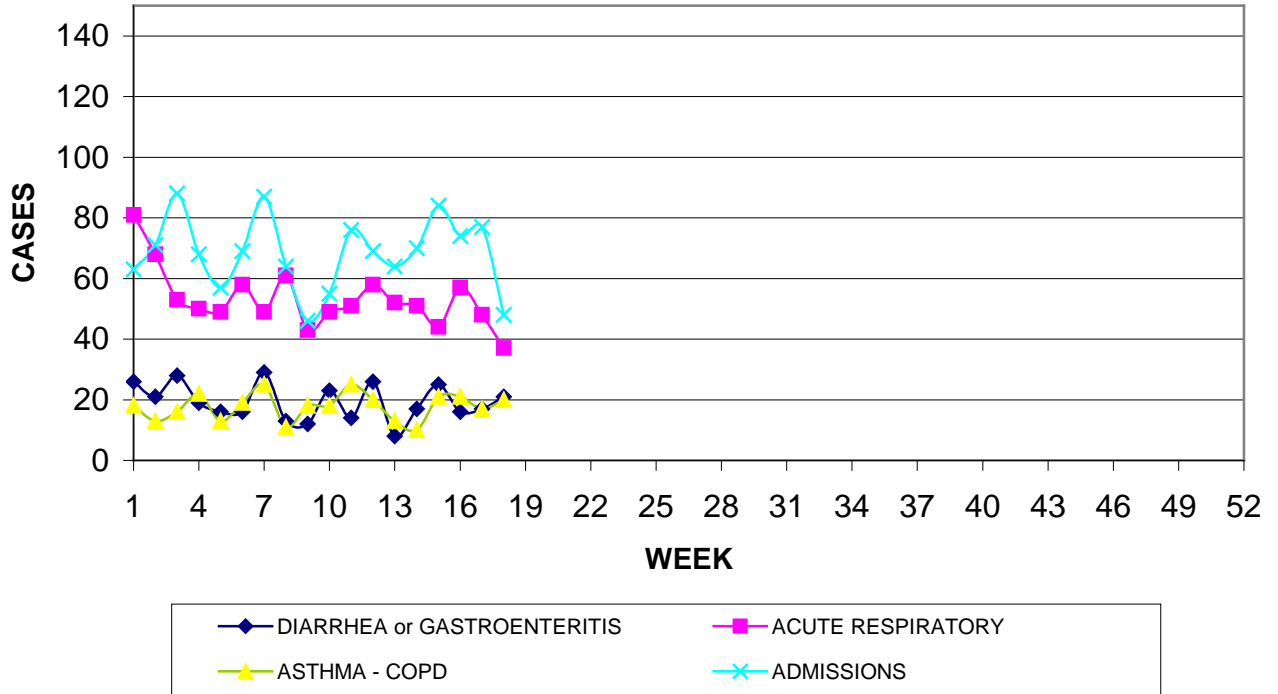
**GUAM ACUTE RESPIRATORY INFECTION SURVEILLANCE, 2009-2010
 NUMBER OF PATIENTS SEEN IN GMHA-ED BY WEEK SEEN**



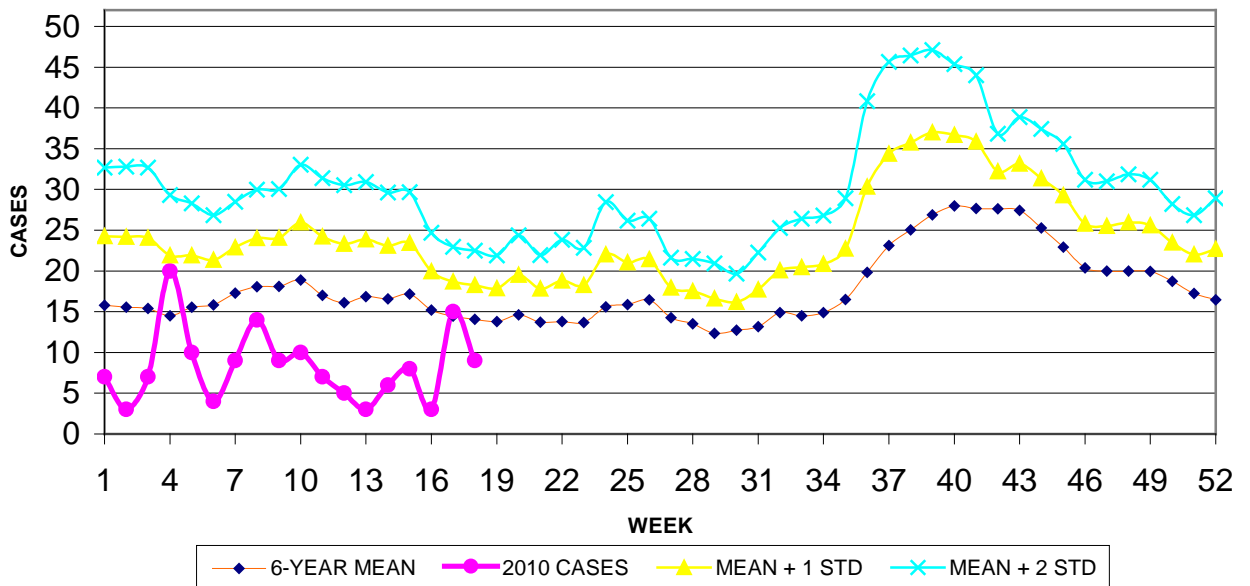
**2010 INFLUENZA AND FLU-LIKE ILLNESSES BY WEEK SEEN,
 GUAM MEMORIAL HOSPITAL EMERGENCY DEPARTMENT**



GUAM SYNDROMIC DISEASE SURVEILLANCE
**GMHA-ED PATIENT DIAGNOSES BY WEEK FOR
 CALENDAR YEAR 2010**



MEDICAL RECORDS AND INFECTION CONTROL DEPARTMENTS
 GUAM MEMORIAL HOSPITAL AUTHORITY
**HOSPITAL INPATIENT DISCHARGES WITH A DIAGNOSIS OF
 PNEUMONIA BY WEEK DISCHARGED, 2010**



GUAM MEMORIAL HOSPITAL
INFECTION CONTROL DEPARTMENT
**GMHA-EMERGENCY DEPARTMENT CLINICAL DIAGNOSES OF INFLUENZA OR
FLU-SYNDROME BY WEEK AND PATIENT'S VILLAGE OF RESIDENCE, 2010**
(Villages listed geographically from northern-most to southern-most)

VILLAGE	WEEK										TOTAL	RATE Weeks 1- 13, 2010
	9	10	11	12	13	14	15	16	17	18		
Yigo	0	1	1	0	0	0	0	0	0	0	2	8.80
Dededo	0	0	1	0	0	0	0	1	0	0	7	13.95
Tamuning	0	0	0	0	0	0	0	1	0	0	1	4.76
Barrigada	1	0	0	0	1	0	0	0	0	0	2	19.80
Mangilao	0	0	0	0	0	0	0	0	1	0	2	12.87
M-T-M	0	0	0	1	2	0	0	0	0	1	5	73.29
Hagatna	0	0	0	0	1	0	0	0	0	0	1	77.88
Agaña Hts	0	0	0	0	0	0	0	0	0	0	0	0
Sinajana	0	0	0	0	0	0	0	0	0	0	0	0
Chalan Pago- Ordot	0	0	0	0	0	0	0	0	0	0	2	28.93
Asan- Maina	0	0	0	0	0	0	0	0	0	0	0	0
Piti	0	0	0	0	0	0	0	0	0	0	0	0
Santa Rita	0	0	0	0	0	0	0	0	0	0	0	0
Agat	0	0	0	0	1	0	0	0	0	0	1	15.15
Yona	0	0	0	0	0	1	0	0	0	0	2	26.43
Talofof	0	0	0	0	0	1	0	0	0	0	1	26.65
Inarajan	0	0	0	0	0	0	0	0	0	0	0	0
Merizo	0	0	0	1	1	0	0	0	0	0	2	79.21
Umatac	0	0	0	0	0	0	0	0	0	0	0	0
TOTAL	1	1	2	2	6	2	0	2	1	1	28	15.50

NOTE: Rate = cases per 100,000 population for the specified period.

GUAM SENTINEL PHYSICIAN INFLUENZA SURVEILLANCE
REPORTS OF INFLUENZA OR INFLUENZA-LIKE ILLNESSES
RECEIVED FOR THE WEEK ENDING 5/8/2010
Sporadic - 1 case reported
(ACTIVITY LEVELS: No activity, Sporadic, Local, Regional, Widespread)

Foreign Quarantine & Enteric Diseases Section
 Bureau of Communicable Disease Control
Guam Department of Public Health & Social Services
H1N1 INFLUENZA SURVEILLANCE, WEEK 18, 2010
 H1N1 INFLUENZA SURVEILLANCE, WEEKS 1-18, 2010
 (Cumulative: 3 civilian & 0 military cases)
NO ADDITIONAL H1N1 CONFIRMED FOR WEEK 18

BUREAU OF COMMUNICABLE DISEASE CONTROL
 DEPARTMENT OF PUBLIC HEALTH AND SOCIAL SERVICES
ISLAND-WIDE COMMUNICABLE DISEASE REPORT

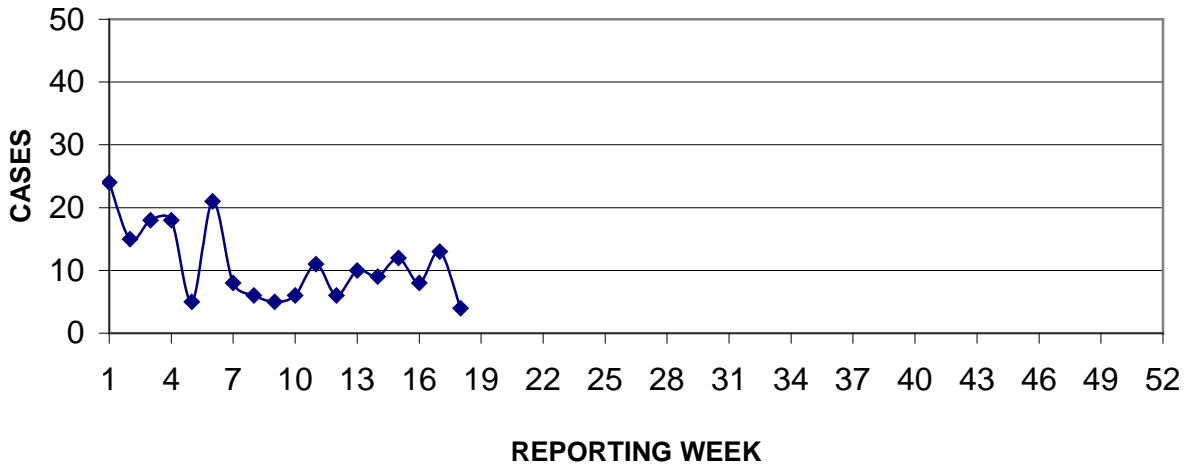
REPORTS RECEIVED FOR THE WEEK ENDING 5/8/2010

Chickenpox	2
Chlamydia	7
Conjunctivitis	7
E. coli MDR	3
Hand, foot & mouth disease	1
Hepatitis, unspecified type	1
Hepatitis A	2
Hepatitis B	1
Hepatitis C	4
HPV	5
HSV 2	3
Leprosy	1
Meningitis	1
MRSA	10
Mumps	15
Rubella	1
<i>Salmonella</i>	1
Streptococcal sore throat	12
Streptococcal disease, other	1
Syphilis	1
TB, pulmonary	1

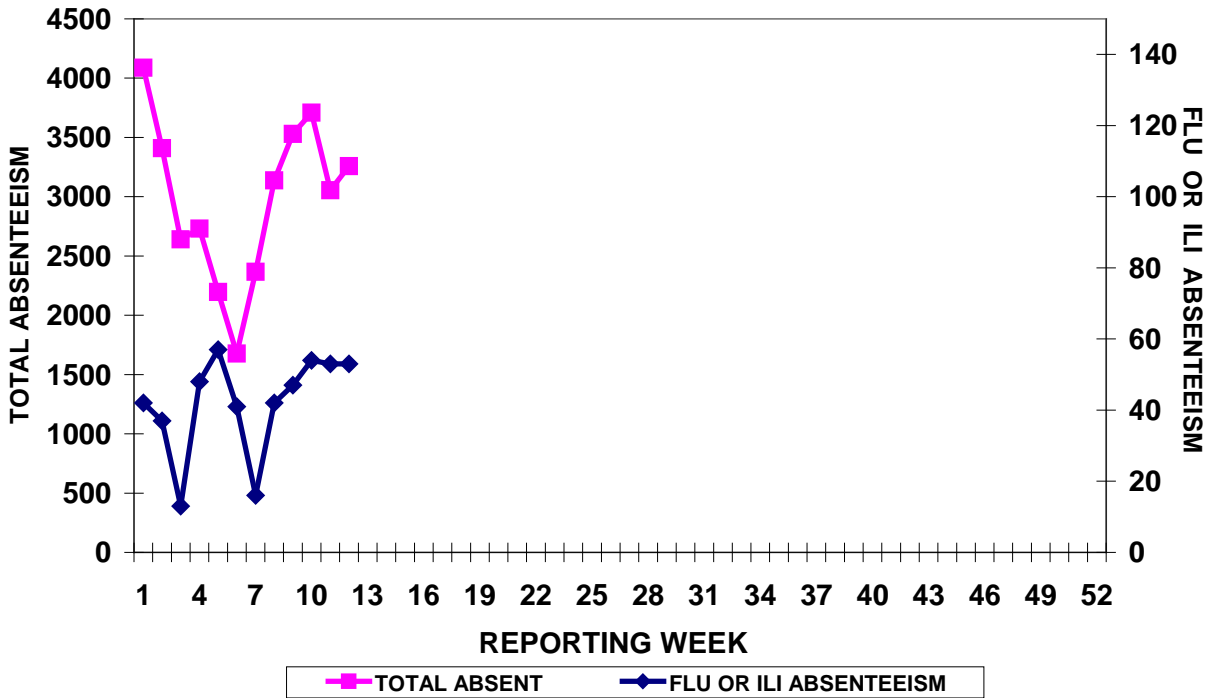
INFECTION CONTROL DEPARTMENT
 GUAM MEMORIAL HOSPITAL AUTHORITY
**HOSPITALIZATIONS FOR INFLUENZA BY AGE
 AND MORBIDITY REPORTING WEEK, 2010**

AGE	WEEK										TOTAL
	9	10	11	12	13	14	15	16	17	18	
0-4									1		
5-18											1
19-24	1										1
25-49											1
50-64	1										1
65+											
TOTAL	1	0	0	0	0	0	0	0	1	0	4

PREVENTIVE MEDICINE DEPARTMENT
 U.S. NAVAL HOSPITAL GUAM
**PNEUMONIA CASES SEEN IN GUAM MILITARY TREATMENT FACILITIES
 BY WEEK REPORTED, 2010**



**GUAM PUBLIC SCHOOL TOTAL ABSENTEEISM
 AND ABSENTEEISM DUE TO FLU OR FLU-LIKE-ILLNESS**



GUAM ANIMAL DISEASE (ZONOSSES) REPORTS

REPORTS RECEIVED FOR THE WEEK ENDING 5/8/2010

Anaplasmosis – 3 canine

W.H.O. A(H5N1) INFLUENZA SURVEILLANCE

WHO reports the cumulative number of confirmed human cases and deaths due to avian influenza (H5N1) at : <http://www.who.int/csr/disease/avian_influenza/en/index.html>. The table below reflects totals provided at this web site as of 8:00 PM, 5/12/2010 Guam-time.

COUNTRY		2003	2004	2005	2006	2007	2008	2009	2010	TOTAL
Azerbaijan	Cases	0	0	0	8	0	0	0	0	8
	Deaths	0	0	0	5	0	0	0	0	5
Bangladesh	Cases	0	0	0	0	0	1	0	0	1
	Deaths	0	0	0	0	0	0	0	0	0
Cambodia	Cases	0	0	4	2	1	1	1	1	10
	Deaths	0	0	4	2	1	0	0	1	8
China	Cases	1	0	8	13	5	4	7	0	38
	Deaths	1	0	5	8	3	4	4	0	25
Djibouti	Cases	0	0	0	1	0	0	0	0	1
	Deaths	0	0	0	0	0	0	0	0	0
Egypt	Cases	0	0	0	18	25	8	39	19	109
	Deaths	0	0	0	10	9	4	4	7	34
Indonesia	Cases	0	0	20	55	42	24	21	3(2)	165(2)
	Deaths	0	0	13	45	37	20	19	2(1)	136(1)
Iraq	Cases	0	0	0	3	0	0	0	0	3
	Deaths	0	0	0	2	0	0	0	0	2
Laos	Cases	0	0	0	0	2	0	0	0	2
	Deaths	0	0	0	0	2	0	0	0	2
Myanmar	Cases	0	0	0	0	1	0	0	0	1
	Deaths	0	0	0	0	0	0	0	0	0
Nigeria	Cases	0	0	0	0	1	0	0	0	1
	Deaths	0	0	0	0	1	0	0	0	1
Pakistan	Cases	0	0	0	0	3	0	0	0	3
	Deaths	0	0	0	0	1	0	0	0	1
Thailand	Cases	0	17	5	3	0	0	0	0	25
	Deaths	0	12	2	3	0	0	0	0	17
Turkey	Cases	0	0	0	12	0	0	0	0	12
	Deaths	0	0	0	4	0	0	0	0	4
Viet Nam	Cases	3	29	61	0	8	6	5	7	119
	Deaths	3	20	19	0	5	5	5	2	59
TOTAL	Cases	4	46	98	115	88	44	73	30(2)	498(2)
	Deaths	4	32	43	79	59	33	32	12(1)	294(1)

NOTE: Total number of cases includes number of deaths. WHO reports only laboratory-confirmed cases. Figures that have changed since last week's report are noted in **BOLD**, the number of new cases is enclosed ()