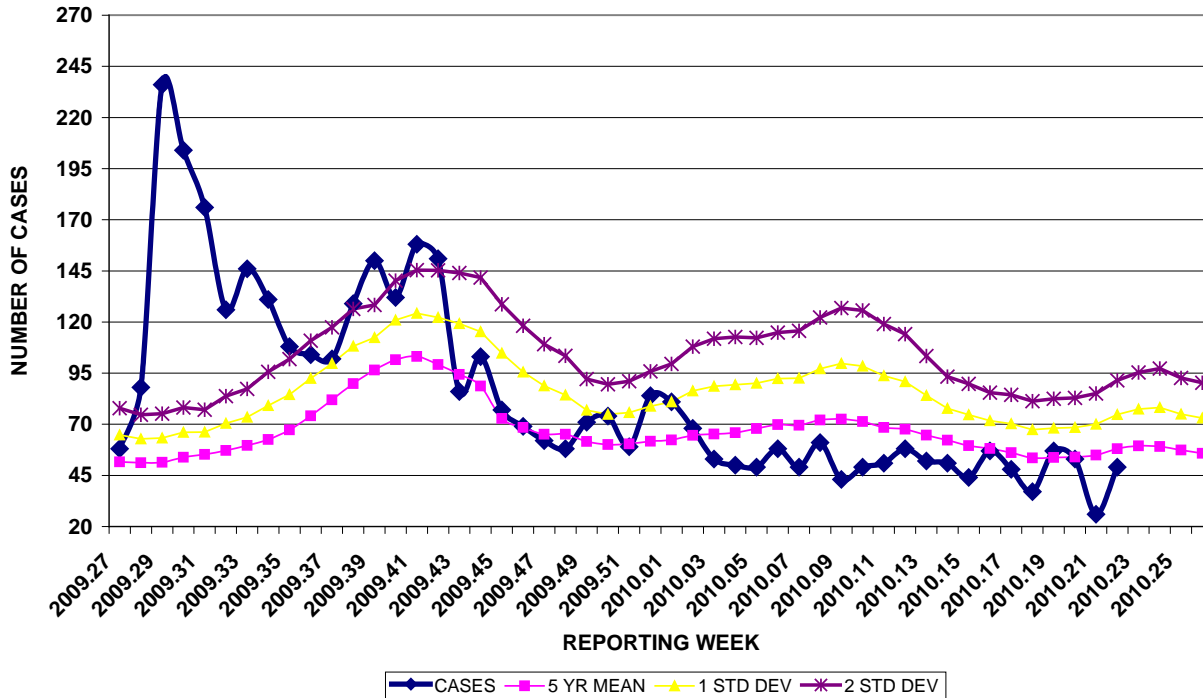


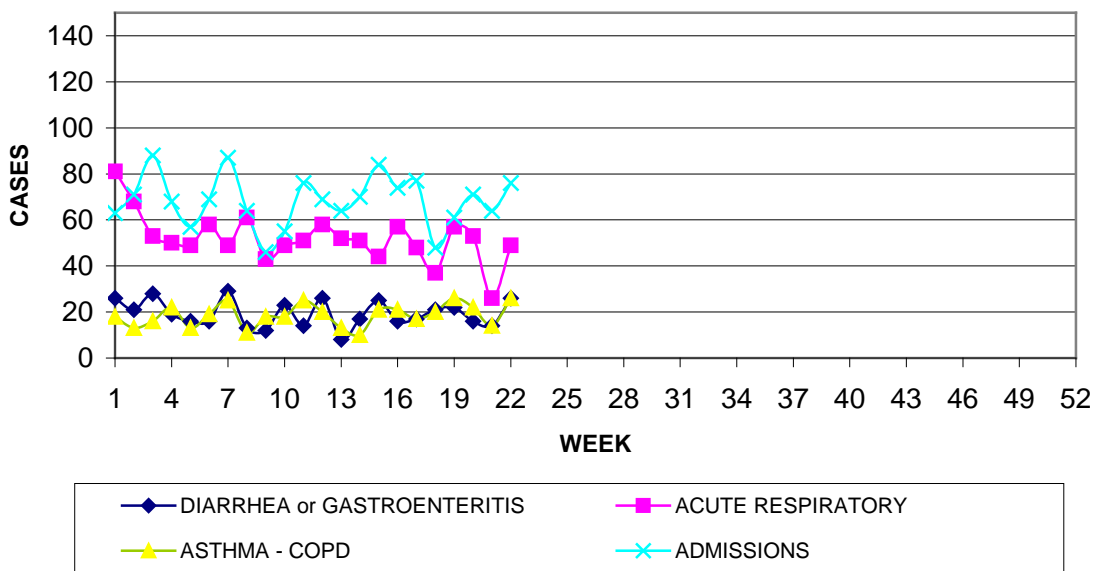
GUAM MEMORIAL HOSPITAL AUTHORITY
 INFECTION CONTROL DEPARTMENT
GUAM EPIDEMIOLOGY NEWSLETTER
 REPORT FOR WEEK ENDING: 6/7/2010 (Reporting week 2010-22)

GUAM REPORTS

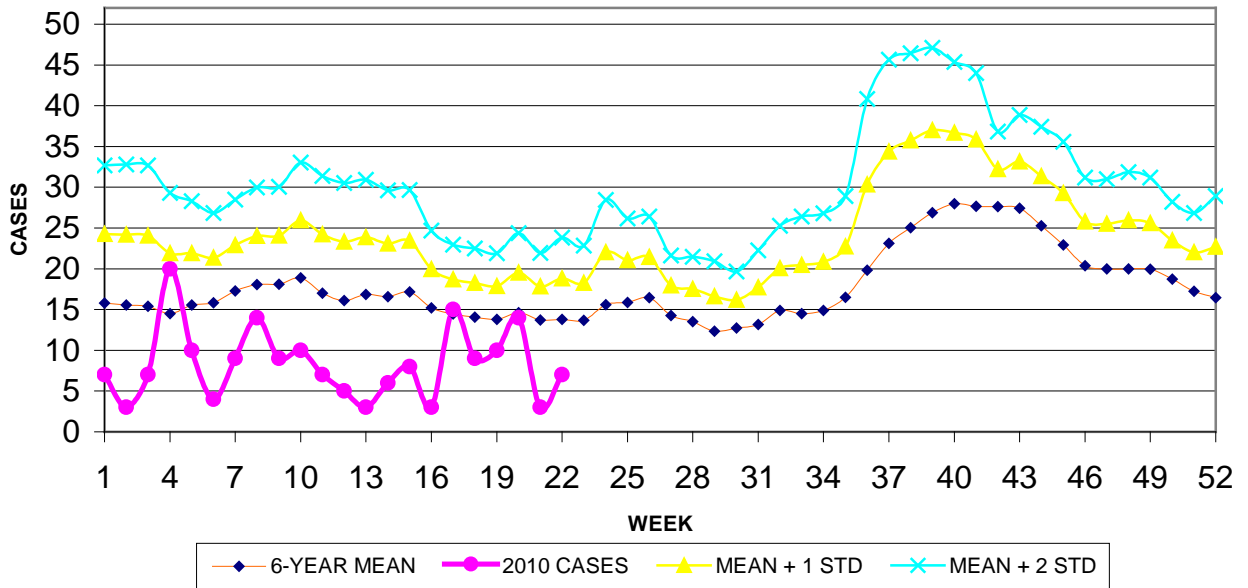
GUAM ACUTE RESPIRATORY INFECTION SURVEILLANCE, 2009-2010
NUMBER OF PATIENTS SEEN IN GMHA-ED BY WEEK SEEN



GUAM SYNDROMIC DISEASE SURVEILLANCE
GMHA-ED PATIENT DIAGNOSES BY WEEK FOR
CALENDAR YEAR 2010



MEDICAL RECORDS AND INFECTION CONTROL DEPARTMENTS
 GUAM MEMORIAL HOSPITAL AUTHORITY
**HOSPITAL INPATIENT DISCHARGES WITH A DIAGNOSIS OF
 PNEUMONIA BY WEEK DISCHARGED, 2010**



GUAM SENTINEL PHYSICIAN INFLUENZA SURVEILLANCE
 REPORTS OF INFLUENZA OR INFLUENZA-LIKE ILLNESSES
 RECEIVED FOR THE WEEK ENDING 6/5/2010

Sporadic - No cases reported by sentinel physicians
 (ACTIVITY LEVELS: No activity, Sporadic, Local, Regional, Widespread)

Foreign Quarantine & Enteric Diseases Section
 Bureau of Communicable Disease Control
 Guam Department of Public Health & Social Services
H1N1 INFLUENZA SURVEILLANCE, WEEK 22, 2010
 H1N1 INFLUENZA SURVEILLANCE, WEEKS 1-22, 2010
 (Cumulative: 4 civilian & 0 military cases)
NO NEW CASES OF H1N1 CONFIRMED FOR WEEK 22

INFECTION CONTROL DEPARTMENT
 GUAM MEMORIAL HOSPITAL AUTHORITY
**HOSPITALIZATIONS FOR INFLUENZA BY AGE
 AND MORBIDITY REPORTING WEEK, 2010**
 WEEK

AGE	13	14	15	16	17	18	19	20	21	22	TOTAL
0-4					1						1
5-18											1
19-24											
25-49									1		2
50-64											1
65+											
TOTAL	0	0	0	0	1	0	0	0	1	0	5

GUAM MEMORIAL HOSPITAL
INFECTION CONTROL DEPARTMENT
**GMHA-EMERGENCY DEPARTMENT CLINICAL DIAGNOSES OF INFLUENZA OR
FLU-SYNDROME BY WEEK AND PATIENT'S VILLAGE OF RESIDENCE, 2010**
(Villages listed geographically from northern-most to southern-most)

VILLAGE	WEEK										TOTAL	RATE Weeks 1-22, 2010
	13	14	15	16	17	18	19	20	21	22		
Yigo	0	0	0	0	0	0	0	1	2	0	5	22.00
Dededo	0	0	0	1	0	0	0	1	2	1	11	21.93
Tamuning	0	0	0	1	0	0	0	0	0	0	1	4.76
Barrigada	1	0	0	0	0	0	0	1	0	1	4	39.61
Mangilao	0	0	0	0	1	0	0	0	0	0	2	12.87
M-T-M	2	0	0	0	0	1	0	1	0	0	6	87.95
Hagatna	1	0	0	0	0	0	0	0	0	0	1	77.88
Agaña Hts	0	0	0	0	0	0	0	0	0	0	0	0
Sinajana	0	0	0	0	0	0	0	0	0	0	0	0
Chalan Pago- Ordot	0	0	0	0	0	0	0	0	0	0	2	28.93
Asan-Maina	0	0	0	0	0	0	0	0	0	0	0	0
Piti	0	0	0	0	0	0	0	0	0	0	0	0
Santa Rita	0	0	0	0	0	0	0	0	0	0	0	0
Agat	1	0	0	0	0	0	0	0	0	0	1	15.15
Yona	0	1	0	0	0	0	0	0	0	0	2	26.43
Talofofu	0	1	0	0	0	0	0	0	0	0	1	26.65
Inarajan	0	0	0	0	0	0	0	0	0	0	0	0
Merizo	1	0	0	0	0	0	0	0	0	0	2	79.21
Umatac	0	0	0	0	0	0	0	0	0	0	0	0
TOTAL	6	2	0	2	1	1	0	4	4	2	38	21.03

NOTE: Rate = cases per 100,000 population for the specified period.

GUAM ANIMAL DISEASE (ZONOSSES) REPORTS

REPORTS RECEIVED FOR THE WEEK ENDING 6/5/2010

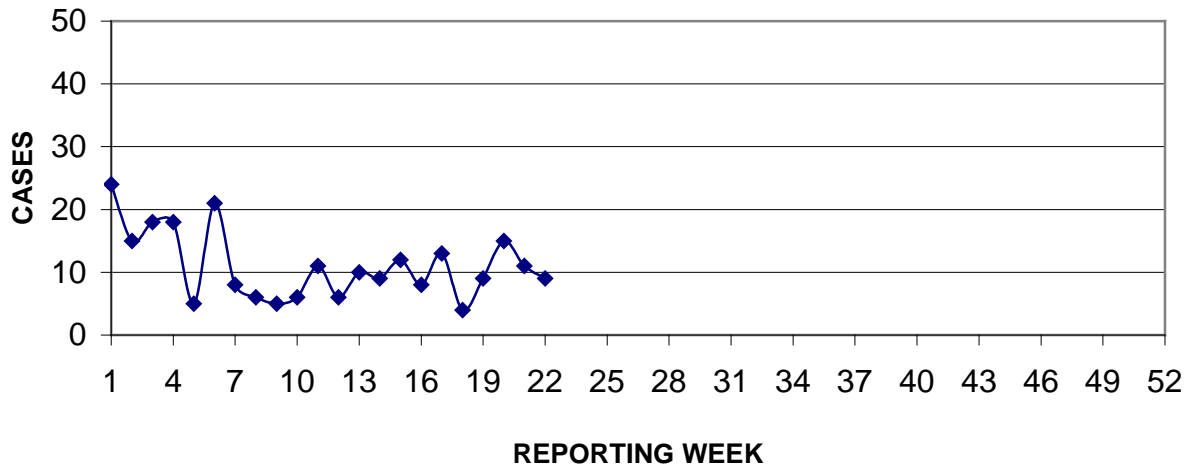
Anaplasmosis – 1 canine

BUREAU OF COMMUNICABLE DISEASE CONTROL
 DEPARTMENT OF PUBLIC HEALTH AND SOCIAL SERVICES
ISLAND-WIDE COMMUNICABLE DISEASE REPORT

REPORTS RECEIVED FOR THE WEEK ENDING 6/5/2010

<i>C. difficile</i>	1
Chlamydia	4
Conjunctivitis	4
<i>E. coli</i> MDR	2
Gonorrhea	2
Hepatitis B	1
Hepatitis C	1
HSV 2	1
MRSA	5
Mumps	8
Shigellosis	1
Streptococcal sore throat	11
Streptococcal disease, other	2
Syphilis	1
TB, pulmonary	9
VRE	1

PREVENTIVE MEDICINE DEPARTMENT
 U.S. NAVAL HOSPITAL GUAM
**PNEUMONIA CASES SEEN IN GUAM MILITARY TREATMENT FACILITIES
 BY WEEK REPORTED, 2010**



W.H.O. A(H5N1) INFLUENZA SURVEILLANCE

WHO reports the cumulative number of confirmed human cases and deaths due to avian influenza (H5N1) at : <http://www.who.int/csr/disease/avian_influenza/en/index.html>. The table below reflects totals provided at this web site as of 7:30 PM, 6/9/2010 Guam-time.

COUNTRY		2003	2004	2005	2006	2007	2008	2009	2010	TOTAL
Azerbaijan	Cases	0	0	0	8	0	0	0	0	8
	Deaths	0	0	0	5	0	0	0	0	5
Bangladesh	Cases	0	0	0	0	0	1	0	0	1
	Deaths	0	0	0	0	0	0	0	0	0
Cambodia	Cases	0	0	4	2	1	1	1	1	10
	Deaths	0	0	4	2	1	0	0	1	8
China	Cases	1	0	8	13	5	4	7	1(1)	39(1)
	Deaths	1	0	5	8	3	4	4	1(1)	26(1)
Djibouti	Cases	0	0	0	1	0	0	0	0	1
	Deaths	0	0	0	0	0	0	0	0	0
Egypt	Cases	0	0	0	18	25	8	39	19	109
	Deaths	0	0	0	10	9	4	4	7	34
Indonesia	Cases	0	0	20	55	42	24	21	3	165
	Deaths	0	0	13	45	37	20	19	2	136
Iraq	Cases	0	0	0	3	0	0	0	0	3
	Deaths	0	0	0	2	0	0	0	0	2
Laos	Cases	0	0	0	0	2	0	0	0	2
	Deaths	0	0	0	0	2	0	0	0	2
Myanmar	Cases	0	0	0	0	1	0	0	0	1
	Deaths	0	0	0	0	0	0	0	0	0
Nigeria	Cases	0	0	0	0	1	0	0	0	1
	Deaths	0	0	0	0	1	0	0	0	1
Pakistan	Cases	0	0	0	0	3	0	0	0	3
	Deaths	0	0	0	0	1	0	0	0	1
Thailand	Cases	0	17	5	3	0	0	0	0	25
	Deaths	0	12	2	3	0	0	0	0	17
Turkey	Cases	0	0	0	12	0	0	0	0	12
	Deaths	0	0	0	4	0	0	0	0	4
Viet Nam	Cases	3	29	61	0	8	6	5	7	119
	Deaths	3	20	19	0	5	5	5	2	59
TOTAL	Cases	4	46	98	115	88	44	73	31(1)	499(1)
	Deaths	4	32	43	79	59	33	32	13(1)	295(1)

NOTE: Total number of cases includes number of deaths. WHO reports only laboratory-confirmed cases. Figures that have changed since last week's report are noted in **BOLD**, the number of new cases is enclosed ()