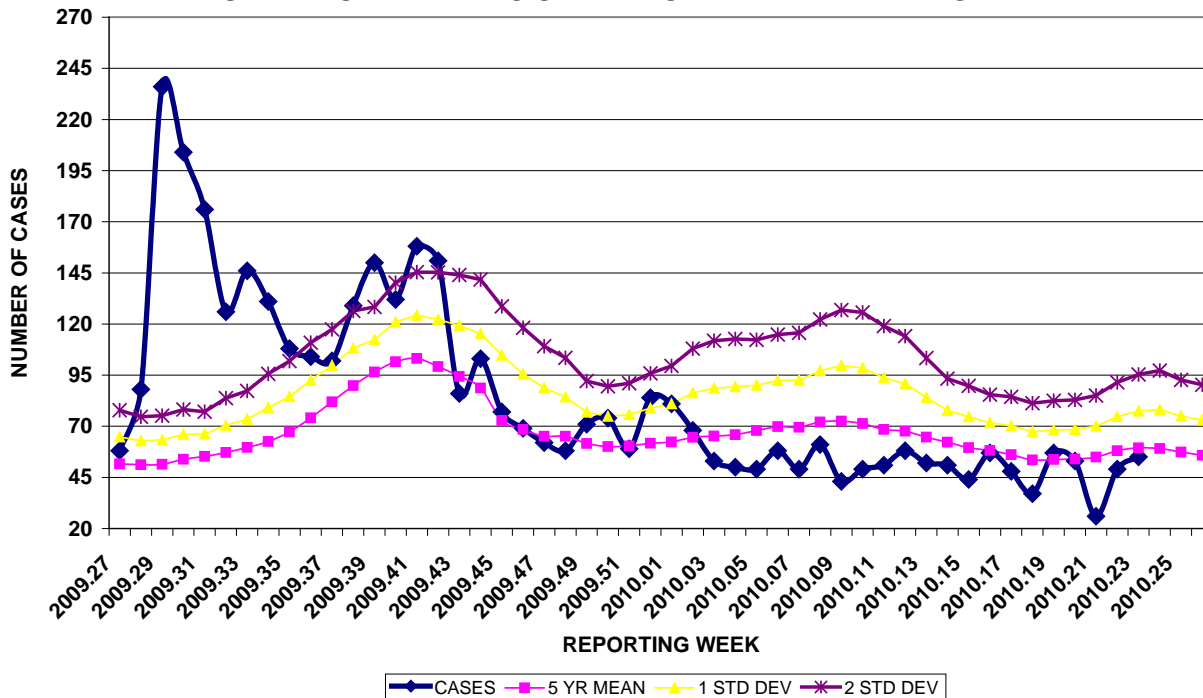


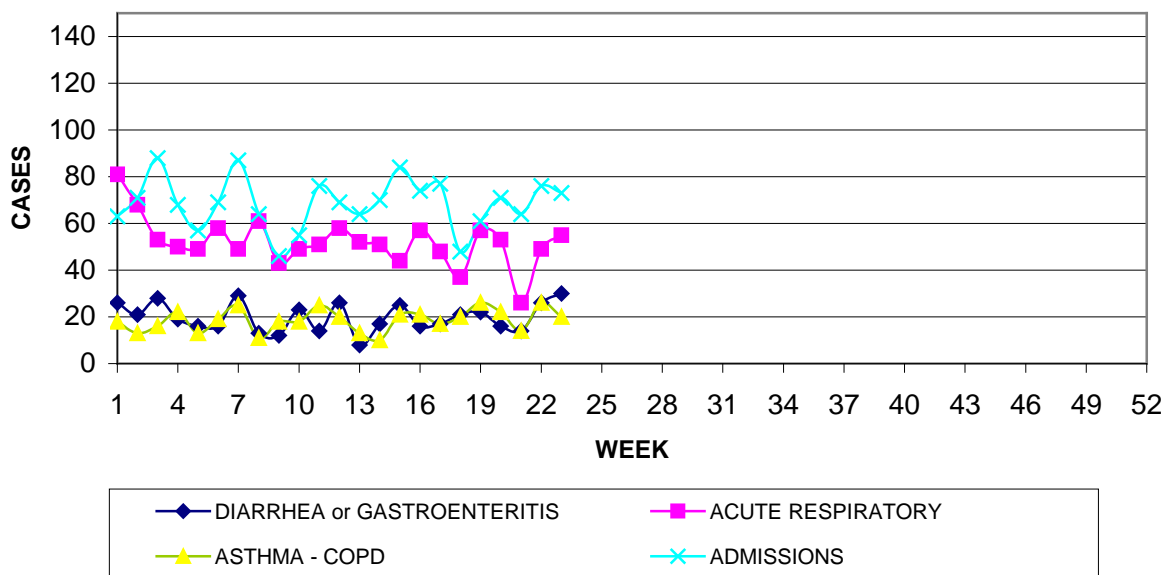
GUAM MEMORIAL HOSPITAL AUTHORITY  
 INFECTION CONTROL DEPARTMENT  
**GUAM EPIDEMIOLOGY NEWSLETTER**  
 REPORT FOR WEEK ENDING: 6/12/2010 (Reporting week 2010-23)

GUAM REPORTS

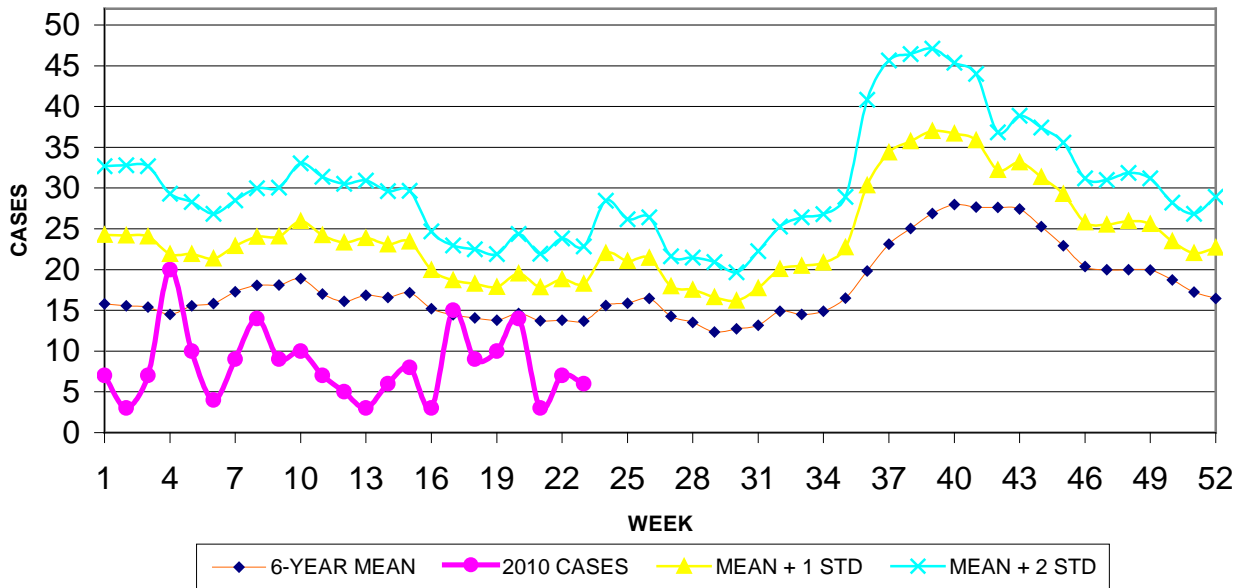
**GUAM ACUTE RESPIRATORY INFECTION SURVEILLANCE, 2009-2010**  
**NUMBER OF PATIENTS SEEN IN GMHA-ED BY WEEK SEEN**



GUAM SYNDROMIC DISEASE SURVEILLANCE  
**GMHA-ED PATIENT DIAGNOSES BY WEEK FOR**  
**CALENDAR YEAR 2010**



MEDICAL RECORDS AND INFECTION CONTROL DEPARTMENTS  
 GUAM MEMORIAL HOSPITAL AUTHORITY  
**HOSPITAL INPATIENT DISCHARGES WITH A DIAGNOSIS OF  
 PNEUMONIA BY WEEK DISCHARGED, 2010**



**GUAM SENTINEL PHYSICIAN INFLUENZA SURVEILLANCE**  
 REPORTS OF INFLUENZA OR INFLUENZA-LIKE ILLNESSES  
 RECEIVED FOR THE WEEK ENDING 6/12/2010

**Sporadic** - No cases reported by sentinel physicians  
 (ACTIVITY LEVELS: No activity, Sporadic, Local, Regional, Widespread)

Foreign Quarantine & Enteric Diseases Section  
 Bureau of Communicable Disease Control

**Guam Department of Public Health & Social Services**

**H1N1 INFLUENZA SURVEILLANCE, WEEK 23, 2010**

H1N1 INFLUENZA SURVEILLANCE, WEEKS 1-23, 2010

(Cumulative: 4 civilian & 0 military cases)

**NO NEW CASES OF H1N1 CONFIRMED FOR WEEK 23**

INFECTION CONTROL DEPARTMENT  
 GUAM MEMORIAL HOSPITAL AUTHORITY

**HOSPITALIZATIONS FOR INFLUENZA BY AGE  
 AND MORBIDITY REPORTING WEEK, 2010**

	WEEK										
AGE	14	15	16	17	18	19	20	21	22	23	TOTAL
0-4				1							1
5-18											1
19-24											
25-49								1			2
50-64											1
65+											
TOTAL	0	0	0	1	0	0	0	1	0	0	5

GUAM MEMORIAL HOSPITAL  
INFECTION CONTROL DEPARTMENT  
**GMHA-EMERGENCY DEPARTMENT CLINICAL DIAGNOSES OF INFLUENZA OR  
FLU-SYNDROME BY WEEK AND PATIENT'S VILLAGE OF RESIDENCE, 2010**  
(Villages listed geographically from northern-most to southern-most)

VILLAGE	WEEK										TOTAL	RATE Weeks 1-23, 2010
	14	15	16	17	18	19	20	21	22	23		
Yigo	0	0	0	0	0	0	1	2	0	1	6	26.40
Dededo	0	0	1	0	0	0	1	2	1	0	11	21.93
Tamuning	0	0	1	0	0	0	0	0	0	0	1	4.76
Barrigada	0	0	0	0	0	0	1	0	1	0	4	39.61
Mangilao	0	0	0	1	0	0	0	0	0	0	2	12.87
M-T-M	0	0	0	0	1	0	1	0	0	0	6	87.95
Hagatna	0	0	0	0	0	0	0	0	0	0	1	77.88
Agaña Hts	0	0	0	0	0	0	0	0	0	0	0	0
Sinajana	0	0	0	0	0	0	0	0	0	0	0	0
Chalan Pago- Ordot	0	0	0	0	0	0	0	0	0	0	2	28.93
Asan-Maina	0	0	0	0	0	0	0	0	0	0	0	0
Piti	0	0	0	0	0	0	0	0	0	0	0	0
Santa Rita	0	0	0	0	0	0	0	0	0	0	0	0
Agat	0	0	0	0	0	0	0	0	0	0	1	15.15
Yona	1	0	0	0	0	0	0	0	0	0	2	26.43
Talofofo	1	0	0	0	0	0	0	0	0	1	2	53.29
Inarajan	0	0	0	0	0	0	0	0	0	0	0	0
Merizo	0	0	0	0	0	0	0	0	0	0	2	79.21
Umatac	0	0	0	0	0	0	0	0	0	0	0	0
<b>TOTAL</b>	<b>2</b>	<b>0</b>	<b>2</b>	<b>1</b>	<b>1</b>	<b>0</b>	<b>4</b>	<b>4</b>	<b>2</b>	<b>2</b>	<b>40</b>	<b>21.03</b>

NOTE: Rate = cases per 100,000 population for the specified period.

**GUAM ANIMAL DISEASE (ZONOSSES) REPORTS**  
REPORTS RECEIVED FOR THE WEEK ENDING 6/12/2010

No reports

BUREAU OF COMMUNICABLE DISEASE CONTROL  
 DEPARTMENT OF PUBLIC HEALTH AND SOCIAL SERVICES  
**ISLAND-WIDE COMMUNICABLE DISEASE REPORT**

REPORTS RECEIVED FOR THE WEEK ENDING 6/12/2010

Chickenpox	1
Chlamydia	6
Conjunctivitis	8
<i>E. coli</i> MDR	2
Gonorrhea	3
Hand, foot, and mouth disease	1
Hepatitis A	2
Hepatitis B	4
Hepatitis C	2
HPV	4
HSV 2	1
MRSA	11
Mumps	3
Salmonellosis	1
Shigellosis	1
Streptococcal sore throat	12
Streptococcal disease, other	2
TB, pulmonary	6
VRE	2

PREVENTIVE MEDICINE DEPARTMENT  
 U.S. NAVAL HOSPITAL GUAM

**PNEUMONIA CASES SEEN IN GUAM MILITARY TREATMENT FACILITIES  
 BY WEEK REPORTED, 2010**

