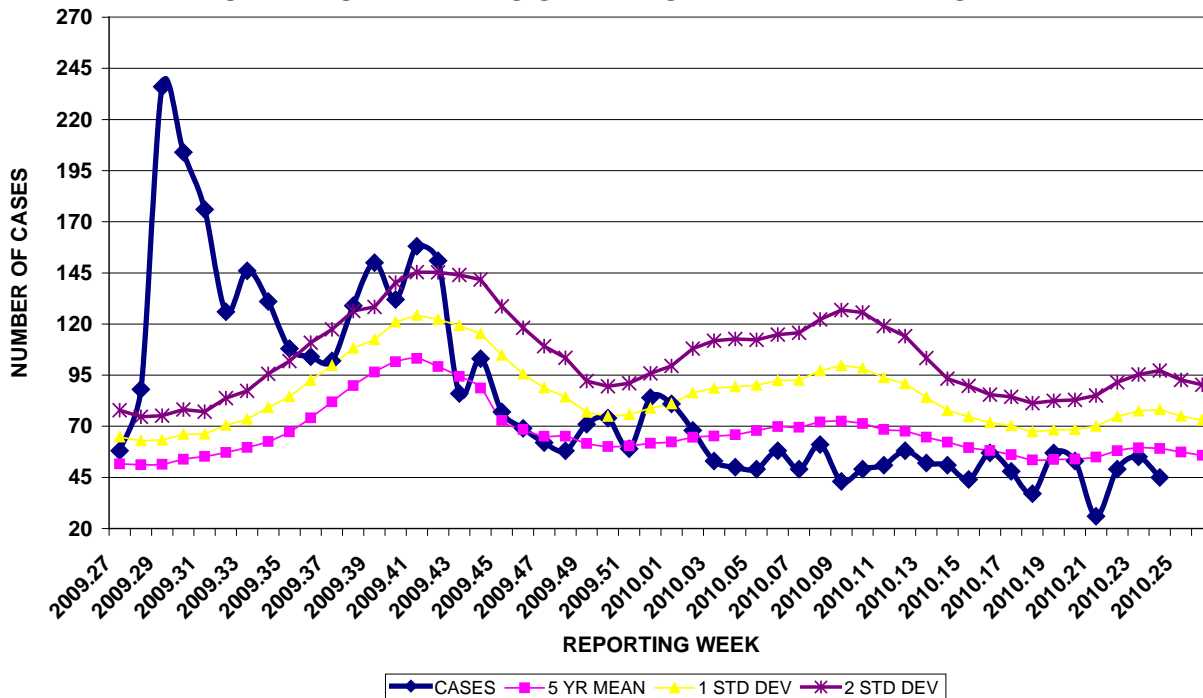


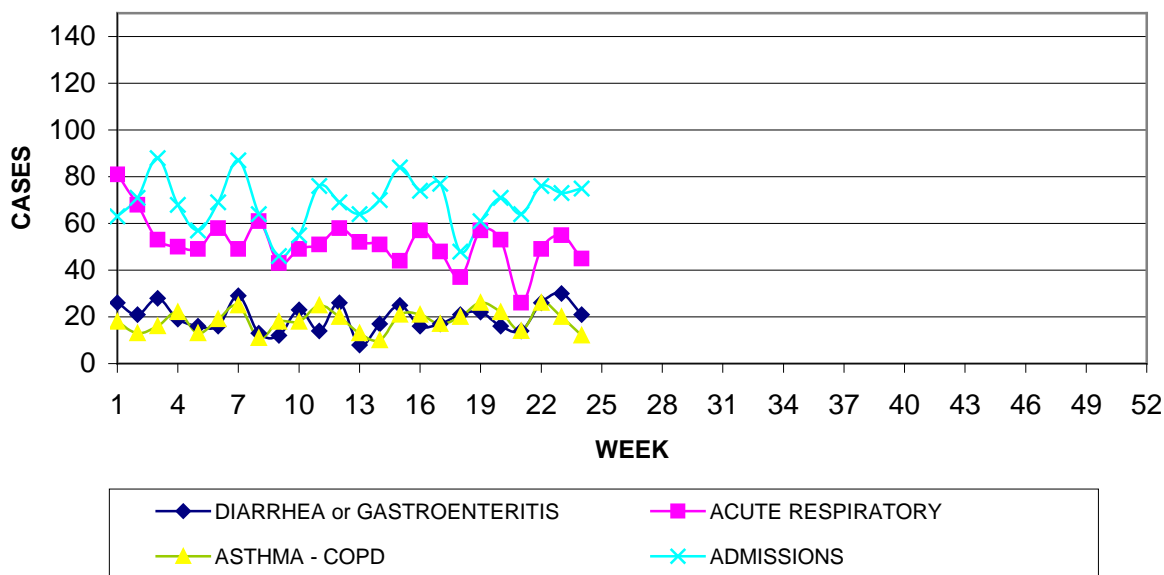
GUAM MEMORIAL HOSPITAL AUTHORITY  
 INFECTION CONTROL DEPARTMENT  
**GUAM EPIDEMIOLOGY NEWSLETTER**  
 REPORT FOR WEEK ENDING: 6/19/2010 (Reporting week 2010-24)

GUAM REPORTS

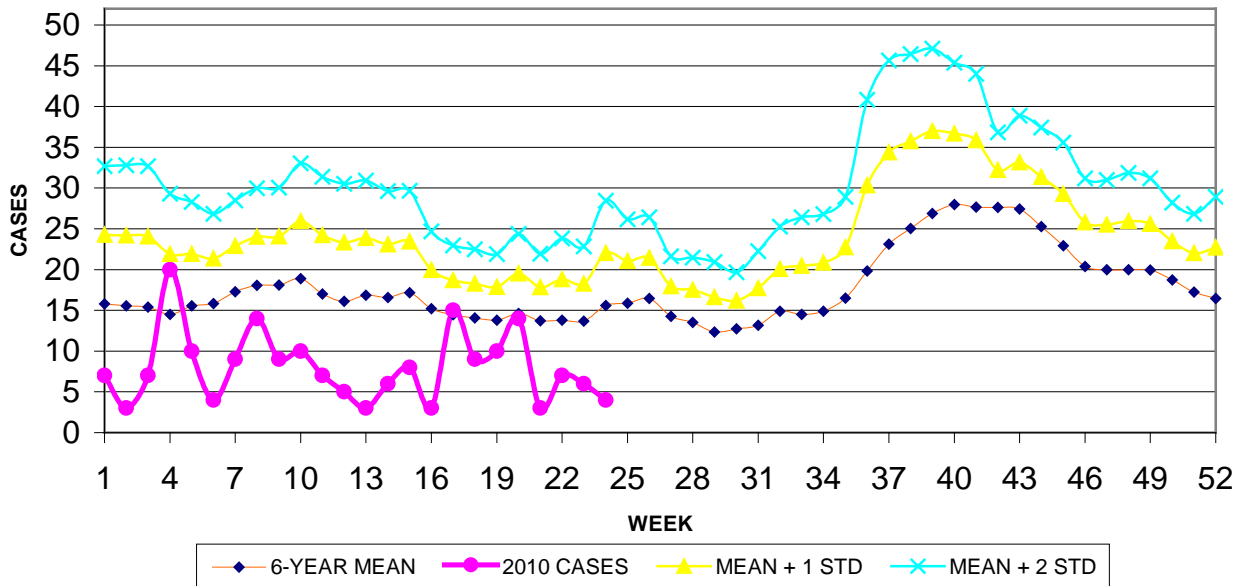
**GUAM ACUTE RESPIRATORY INFECTION SURVEILLANCE, 2009-2010  
 NUMBER OF PATIENTS SEEN IN GMHA-ED BY WEEK SEEN**



GUAM SYNDROMIC DISEASE SURVEILLANCE  
**GMHA-ED PATIENT DIAGNOSES BY WEEK FOR  
 CALENDAR YEAR 2010**



MEDICAL RECORDS AND INFECTION CONTROL DEPARTMENTS  
 GUAM MEMORIAL HOSPITAL AUTHORITY  
**HOSPITAL INPATIENT DISCHARGES WITH A DIAGNOSIS OF  
 PNEUMONIA BY WEEK DISCHARGED, 2010**



**GUAM SENTINEL PHYSICIAN INFLUENZA SURVEILLANCE**  
 REPORTS OF INFLUENZA OR INFLUENZA-LIKE ILLNESSES  
 RECEIVED FOR THE WEEK ENDING 6/19/2010

**Sporadic** - No cases reported by sentinel physicians  
 (ACTIVITY LEVELS: No activity, Sporadic, Local, Regional, Widespread)

Foreign Quarantine & Enteric Diseases Section  
 Bureau of Communicable Disease Control

**Guam Department of Public Health & Social Services**

**H1N1 INFLUENZA SURVEILLANCE, WEEK 24, 2010**

H1N1 INFLUENZA SURVEILLANCE, WEEKS 1-24, 2010

(Cumulative: 4 civilian & 0 military cases)

**NO NEW CASES OF H1N1 CONFIRMED FOR WEEK 24**

INFECTION CONTROL DEPARTMENT  
 GUAM MEMORIAL HOSPITAL AUTHORITY

**HOSPITALIZATIONS FOR INFLUENZA BY AGE  
 AND MORBIDITY REPORTING WEEK, 2010**

	WEEK										
AGE	15	16	17	18	19	20	21	22	23	24	TOTAL
0-4			1								1
5-18											1
19-24											
25-49							1				2
50-64											1
65+											
TOTAL	0	0	1	0	0	0	1	0	0	0	5

GUAM MEMORIAL HOSPITAL  
INFECTION CONTROL DEPARTMENT  
**GMHA-EMERGENCY DEPARTMENT CLINICAL DIAGNOSES OF INFLUENZA OR  
FLU-SYNDROME BY WEEK AND PATIENT'S VILLAGE OF RESIDENCE, 2010**  
(Villages listed geographically from northern-most to southern-most)

VILLAGE	WEEK										TOTAL	RATE Weeks 1-24, 2010
	15	16	17	18	19	20	21	22	23	24		
Yigo	0	0	0	0	0	1	2	0	1	1	7	30.79
Dededo	0	1	0	0	0	1	2	1	0	0	11	21.93
Tamuning	0	1	0	0	0	0	0	0	0	0	1	4.76
Barrigada	0	0	0	0	0	1	0	1	0	0	4	39.61
Mangilao	0	0	1	0	0	0	0	0	0	0	2	12.87
M-T-M	0	0	0	1	0	1	0	0	0	0	6	87.95
Hagatna	0	0	0	0	0	0	0	0	0	0	1	77.88
Agaña Hts	0	0	0	0	0	0	0	0	0	0	0	0
Sinajana	0	0	0	0	0	0	0	0	0	0	0	0
Chalan Pago- Ordot	0	0	0	0	0	0	0	0	0	0	2	28.93
Asan-Maina	0	0	0	0	0	0	0	0	0	0	0	0
Piti	0	0	0	0	0	0	0	0	0	0	0	0
Santa Rita	0	0	0	0	0	0	0	0	0	0	0	0
Agat	0	0	0	0	0	0	0	0	0	0	1	15.15
Yona	0	0	0	0	0	0	0	0	0	0	2	26.43
Talofofo	0	0	0	0	0	0	0	0	1	0	2	53.29
Inarajan	0	0	0	0	0	0	0	0	0	0	0	0
Merizo	0	0	0	0	0	0	0	0	0	0	2	79.21
Umatac	0	0	0	0	0	0	0	0	0	0	0	0
<b>TOTAL</b>	<b>0</b>	<b>2</b>	<b>1</b>	<b>1</b>	<b>0</b>	<b>4</b>	<b>4</b>	<b>2</b>	<b>2</b>	<b>1</b>	<b>41</b>	<b>22.69</b>

NOTE: Rate = cases per 100,000 population for the specified period.

**GUAM ANIMAL DISEASE (ZONOSSES) REPORTS**

REPORTS RECEIVED FOR THE WEEK ENDING 6/19/2010

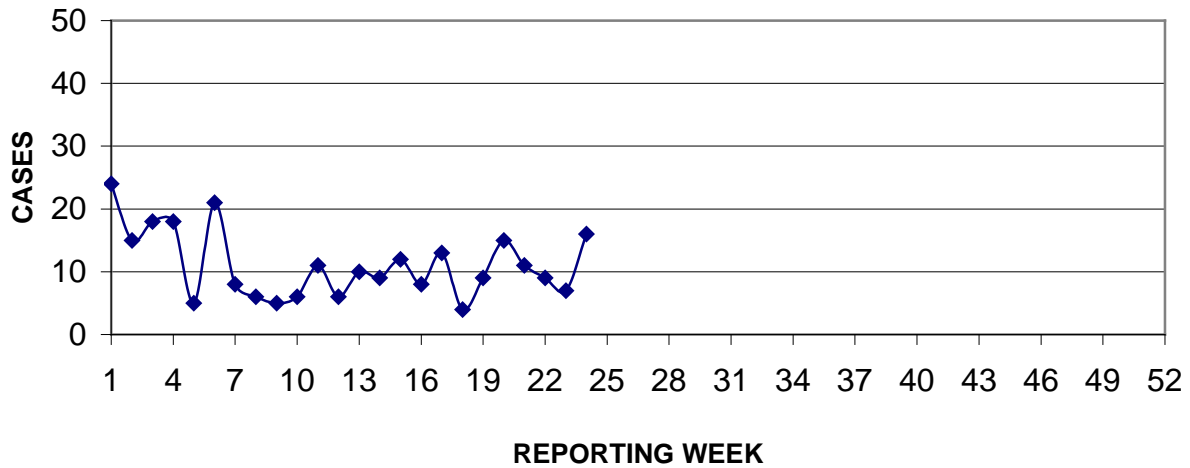
No reports

BUREAU OF COMMUNICABLE DISEASE CONTROL  
 DEPARTMENT OF PUBLIC HEALTH AND SOCIAL SERVICES  
**ISLAND-WIDE COMMUNICABLE DISEASE REPORT**

REPORTS RECEIVED FOR THE WEEK ENDING 6/19/2010

Chlamydia	7
Conjunctivitis	1
Hepatitis B	1
MRSA	1
Mumps	3
Shigellosis	1
Streptococcal sore throat	1
Streptococcal disease, other	3

PREVENTIVE MEDICINE DEPARTMENT  
 U.S. NAVAL HOSPITAL GUAM  
**PNEUMONIA CASES SEEN IN GUAM MILITARY TREATMENT FACILITIES  
 BY WEEK REPORTED, 2010**



## W.H.O. A(H5N1) INFLUENZA SURVEILLANCE

WHO reports the cumulative number of confirmed human cases and deaths due to avian influenza (H5N1) at : <[http://www.who.int/csr/disease/avian\\_influenza/en/index.html](http://www.who.int/csr/disease/avian_influenza/en/index.html)>. The table below reflects totals provided at this web site as of 1:00 PM, 6/23/2010 Guam-time.

COUNTRY		2003	2004	2005	2006	2007	2008	2009	2010	TOTAL
Azerbaijan	Cases	0	0	0	8	0	0	0	0	8
	Deaths	0	0	0	5	0	0	0	0	5
Bangladesh	Cases	0	0	0	0	0	1	0	0	1
	Deaths	0	0	0	0	0	0	0	0	0
Cambodia	Cases	0	0	4	2	1	1	1	1	10
	Deaths	0	0	4	2	1	0	0	1	8
China	Cases	1	0	8	13	5	4	7	1	39
	Deaths	1	0	5	8	3	4	4	1	26
Djibouti	Cases	0	0	0	1	0	0	0	0	1
	Deaths	0	0	0	0	0	0	0	0	0
Egypt	Cases	0	0	0	18	25	8	39	19	109
	Deaths	0	0	0	10	9	4	4	7	34
Indonesia	Cases	0	0	20	55	42	24	21	3	165
	Deaths	0	0	13	45	37	20	19	2	136
Iraq	Cases	0	0	0	3	0	0	0	0	3
	Deaths	0	0	0	2	0	0	0	0	2
Laos	Cases	0	0	0	0	2	0	0	0	2
	Deaths	0	0	0	0	2	0	0	0	2
Myanmar	Cases	0	0	0	0	1	0	0	0	1
	Deaths	0	0	0	0	0	0	0	0	0
Nigeria	Cases	0	0	0	0	1	0	0	0	1
	Deaths	0	0	0	0	1	0	0	0	1
Pakistan	Cases	0	0	0	0	3	0	0	0	3
	Deaths	0	0	0	0	1	0	0	0	1
Thailand	Cases	0	17	5	3	0	0	0	0	25
	Deaths	0	12	2	3	0	0	0	0	17
Turkey	Cases	0	0	0	12	0	0	0	0	12
	Deaths	0	0	0	4	0	0	0	0	4
Viet Nam	Cases	3	29	61	0	8	6	5	7	119
	Deaths	3	20	19	0	5	5	5	2	59
TOTAL	Cases	4	46	98	115	88	44	73	31	499
	Deaths	4	32	43	79	59	33	32	13	295

NOTE: Total number of cases includes number of deaths. WHO reports only laboratory-confirmed cases. Figures that have changed since last week's report are noted in **BOLD**, the number of new cases is enclosed ( )