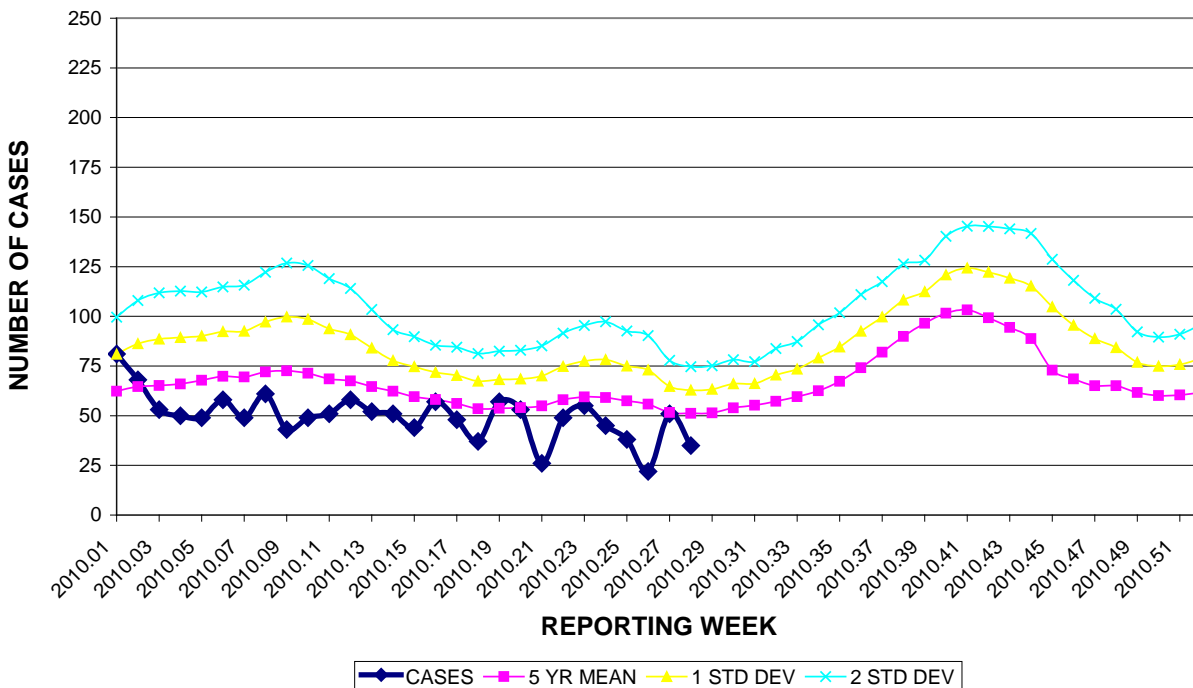


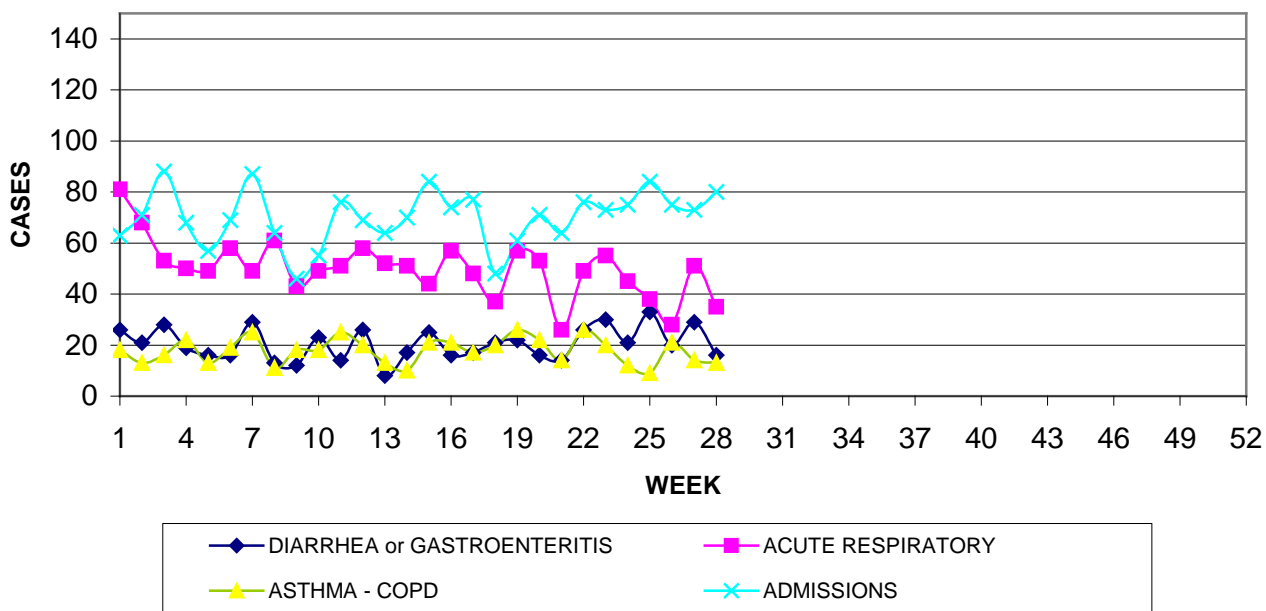
GUAM MEMORIAL HOSPITAL AUTHORITY
 INFECTION CONTROL DEPARTMENT
GUAM EPIDEMIOLOGY NEWSLETTER
 REPORT FOR WEEK ENDING: 7/17/2010 (Reporting week 2010-28)

GUAM REPORTS

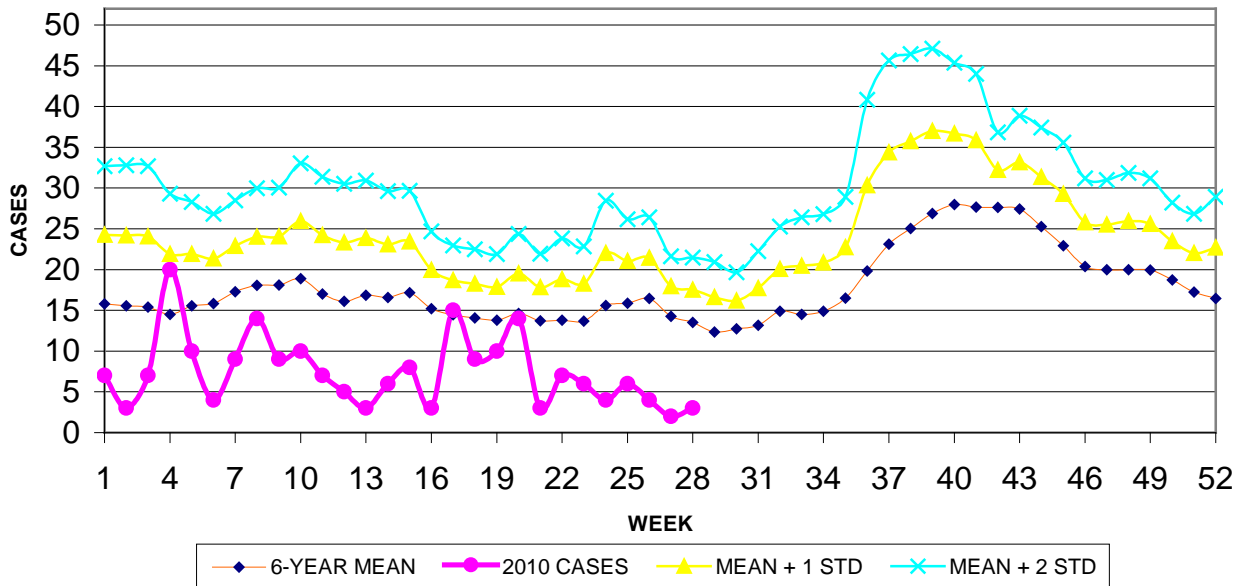
GUAM ACUTE RESPIRATORY DISEASE SURVEILLANCE, 2010
NUMBER OF PATIENTS SEEN IN GMHA-ED BY WEEK SEEN



GUAM SYNDROMIC DISEASE SURVEILLANCE
GMHA-ED PATIENT DIAGNOSES BY WEEK FOR
CALENDAR YEAR 2010



MEDICAL RECORDS AND INFECTION CONTROL DEPARTMENTS
 GUAM MEMORIAL HOSPITAL AUTHORITY
**HOSPITAL INPATIENT DISCHARGES WITH A DIAGNOSIS OF
 PNEUMONIA BY WEEK DISCHARGED, 2010**



GUAM SENTINEL PHYSICIAN INFLUENZA SURVEILLANCE
 REPORTS OF INFLUENZA OR INFLUENZA-LIKE ILLNESSES
 RECEIVED FOR THE WEEK ENDING 7/17/2010

No activity – No cases reported by sentinel physicians
 (ACTIVITY LEVELS: No activity, Sporadic, Local, Regional, Widespread)

Foreign Quarantine & Enteric Diseases Section
 Bureau of Communicable Disease Control

Guam Department of Public Health & Social Services

H1N1 INFLUENZA SURVEILLANCE, WEEK 28, 2010

H1N1 INFLUENZA SURVEILLANCE, WEEKS 1-28, 2010

Cumulative 2010: 3 civilian & 0 military cases

NO NEW CASES OF H1N1 CONFIRMED FOR WEEK 28

INFECTION CONTROL DEPARTMENT
 GUAM MEMORIAL HOSPITAL AUTHORITY

**HOSPITALIZATIONS FOR INFLUENZA BY AGE
 AND MORBIDITY REPORTING WEEK, 2010**

AGE	19	20	21	22	23	24	25	26	27	28	TOTAL
0-4											1
5-18											1
19-24											
25-49			1								2
50-64											1
65+											
TOTAL	0	0	1	0	0	0	0	0	0	0	5

GUAM MEMORIAL HOSPITAL
INFECTION CONTROL DEPARTMENT
**GMHA-EMERGENCY DEPARTMENT CLINICAL DIAGNOSES OF INFLUENZA OR
FLU-SYNDROME BY WEEK AND PATIENT'S VILLAGE OF RESIDENCE, 2010**
(Villages listed geographically from northern-most to southern-most)

VILLAGE	WEEK										TOTAL	RATE Weeks 1-28, 2010
	19	20	21	22	23	24	25	26	27	28		
Yigo	0	1	2	0	1	1	0	0	0	0	7	30.79
Dededo	0	1	2	1	0	0	0	0	1	0	12	23.92
Tamuning	0	0	0	0	0	0	0	0	0	0	1	4.76
Barrigada	0	1	0	1	0	0	0	0	0	0	4	39.61
Mangilao	0	0	0	0	0	0	0	0	0	0	2	12.87
M-T-M	0	1	0	0	0	0	0	1	0	0	7	102.61
Hagatna	0	0	0	0	0	0	0	0	0	0	1	77.88
Agaña Hts	0	0	0	0	0	0	0	0	0	0	0	0
Sinajana	0	0	0	0	0	0	0	0	0	0	0	0
Chalan Pago- Ordot	0	0	0	0	0	0	0	0	0	0	2	28.93
Asan-Maina	0	0	0	0	0	0	0	0	0	0	0	0
Piti	0	0	0	0	0	0	0	0	0	0	0	0
Santa Rita	0	0	0	0	0	0	0	0	0	0	0	0
Agat	0	0	0	0	0	0	0	0	0	0	1	15.15
Yona	0	0	0	0	0	0	0	0	0	0	2	26.43
Talofofo	0	0	0	0	1	0	0	0	0	0	2	53.29
Inarajan	0	0	0	0	0	0	0	0	0	0	0	0
Merizo	0	0	0	0	0	0	0	0	0	0	2	79.21
Umatac	0	0	0	0	0	0	0	0	0	0	0	0
TOTAL	0	4	4	2	2	1	0	1	1	0	43	23.80

NOTE: Rate = cases per 100,000 population for the specified period.

GUAM ANIMAL DISEASE (ZONOSSES) REPORTS

REPORTS RECEIVED FOR THE WEEK ENDING 7/17/2010

None received

BUREAU OF COMMUNICABLE DISEASE CONTROL
 DEPARTMENT OF PUBLIC HEALTH AND SOCIAL SERVICES
ISLAND-WIDE COMMUNICABLE DISEASE REPORT

REPORTS RECEIVED FOR THE WEEK ENDING 7/17/2010

<i>Campylobacter</i>	1
Chlamydia	31
Conjunctivitis	6
Giardiasis	1
Gonorrhea	4
Hepatitis B	1
HSV 2	1
MRSA	18
Mumps	2
<i>Pseudomonas aeruginosa</i> MDR	1
Salmonella	1
Scabies	1
Streptococcal sore throat	23
Streptococcal disease, other	4
Tuberculosis	3
Vibrio fluvialis	1
VRE	1

PREVENTIVE MEDICINE DEPARTMENT
 U.S. NAVAL HOSPITAL GUAM

**PNEUMONIA CASES SEEN IN GUAM MILITARY TREATMENT
 FACILITIES BY WEEK REPORTED, 2010**

