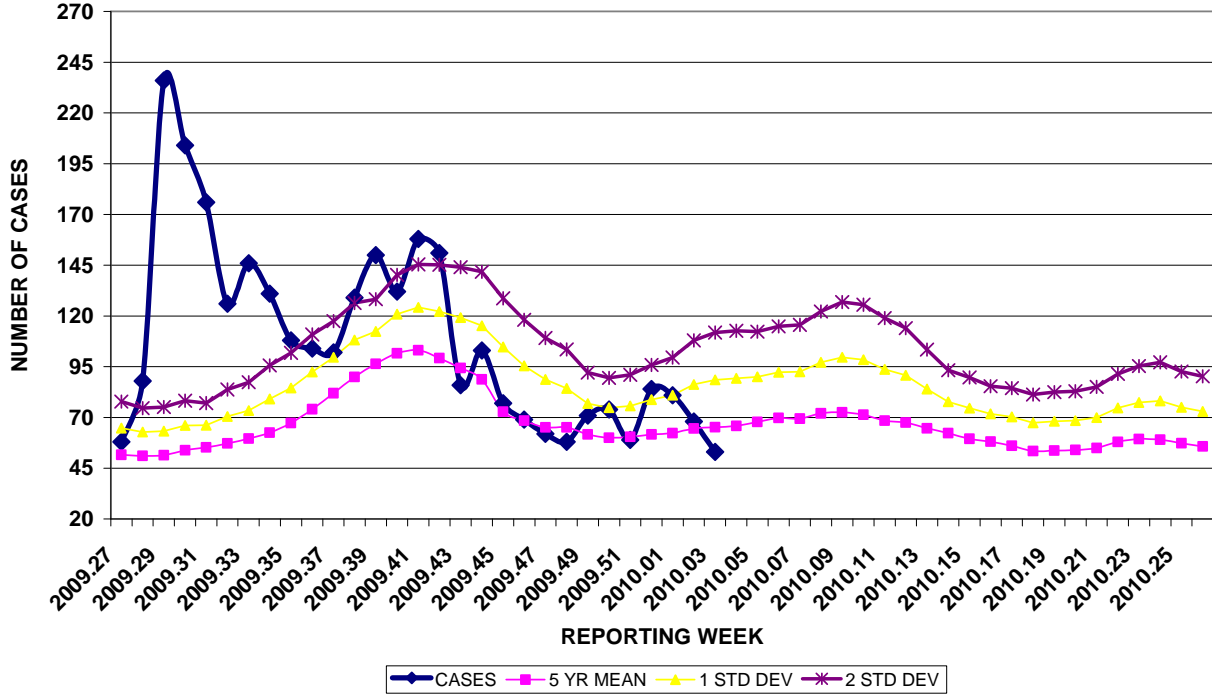


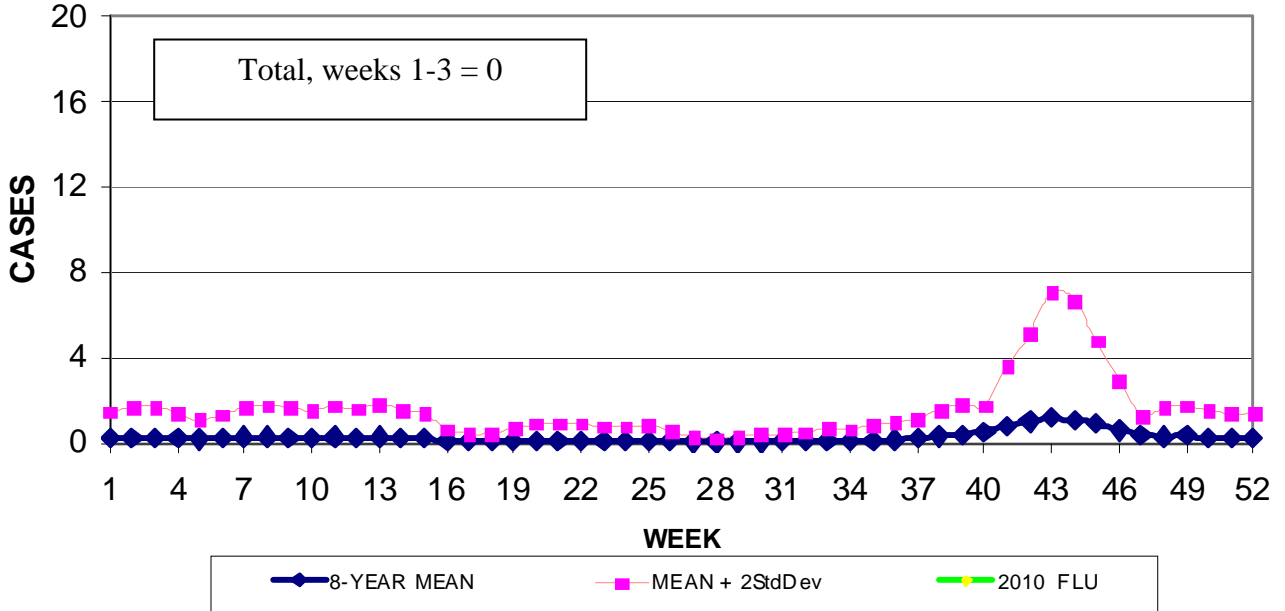
GUAM MEMORIAL HOSPITAL AUTHORITY
 INFECTION CONTROL DEPARTMENT
GUAM EPIDEMIOLOGY NEWSLETTER
 REPORT FOR WEEK ENDING: 1/23/2010 (Reporting week 2010-3)

GUAM REPORTS

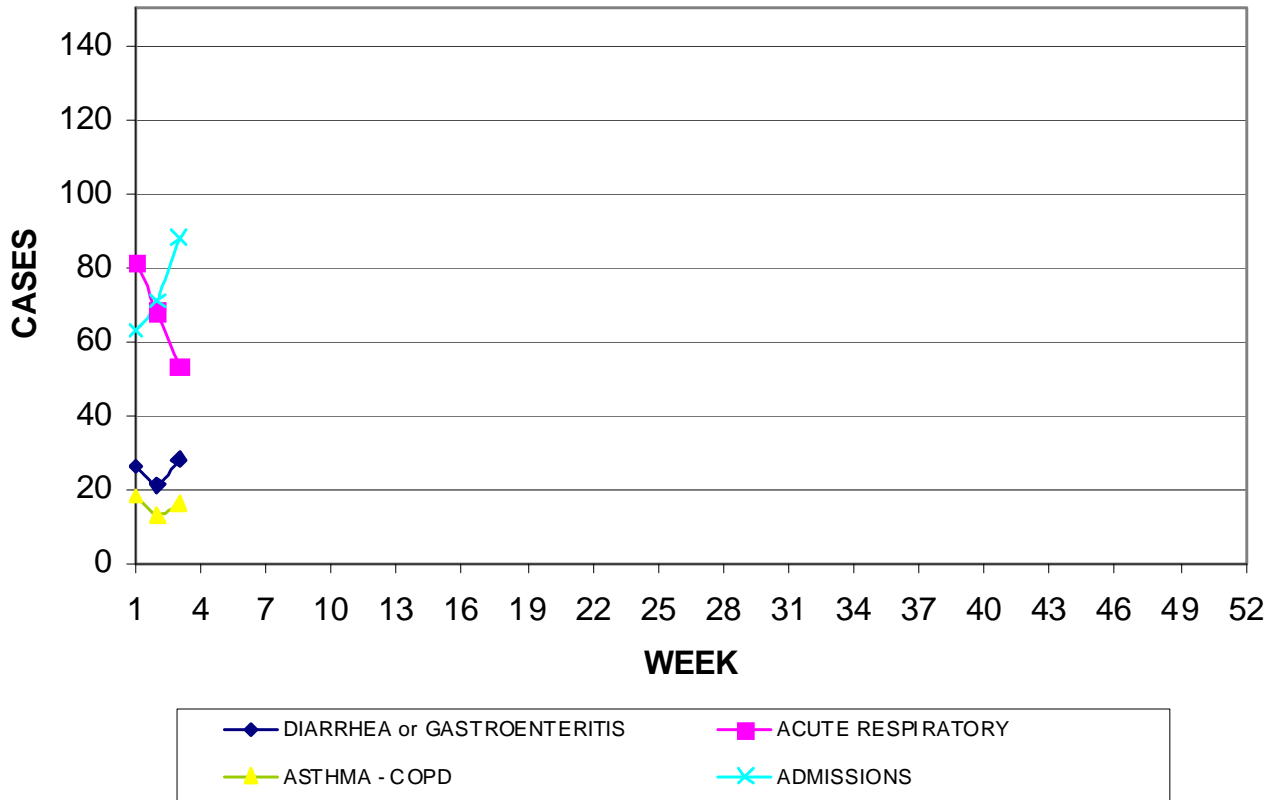
**GUAM ACUTE RESPIRATORY INFECTION SURVEILLANCE, 2009-2010
 NUMBER OF PATIENTS SEEN IN GMHA-ED BY WEEK SEEN**



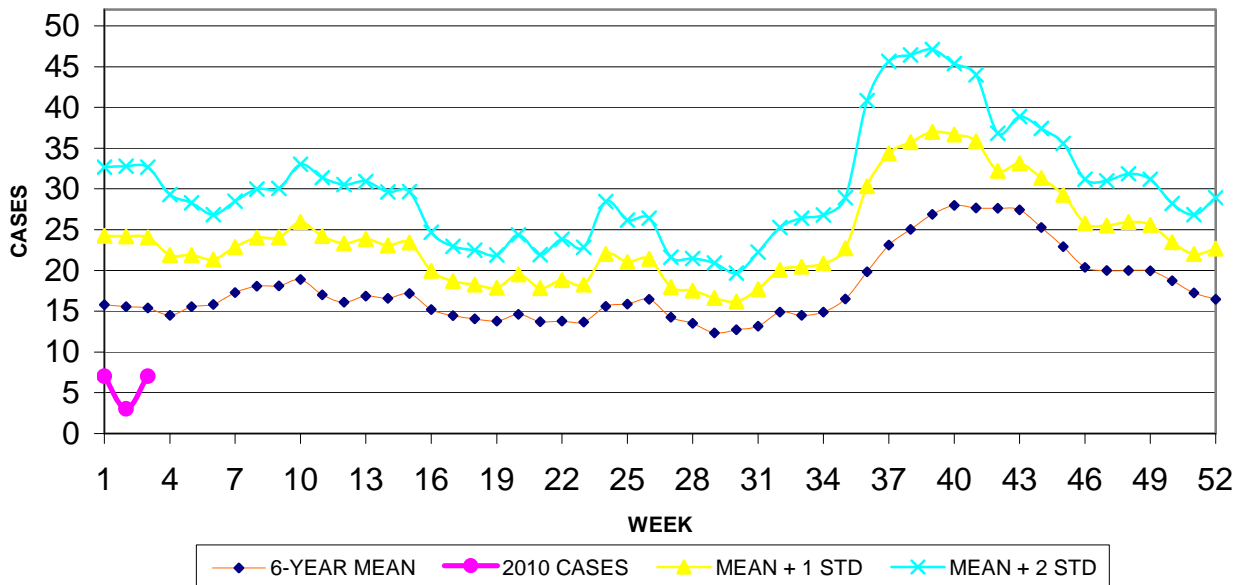
**2010 INFLUENZA AND FLU-LIKE ILLNESSES BY WEEK SEEN,
 GUAM MEMORIAL HOSPITAL EMERGENCY DEPARTMENT**



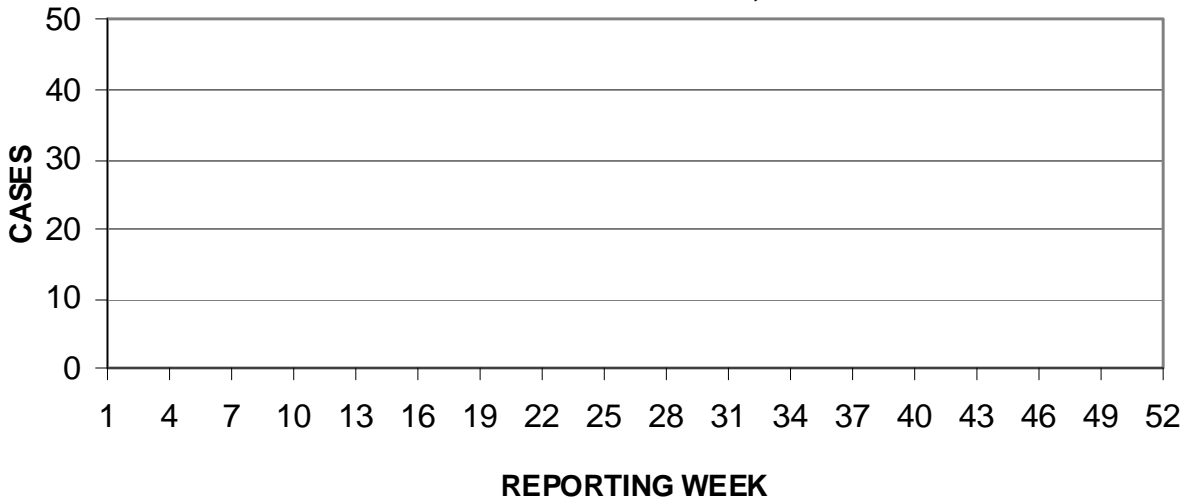
GUAM SYNDROMIC DISEASE SURVEILLANCE
**GMHA-ED PATIENT DIAGNOSES BY WEEK FOR
 CALENDAR YEAR 2010**



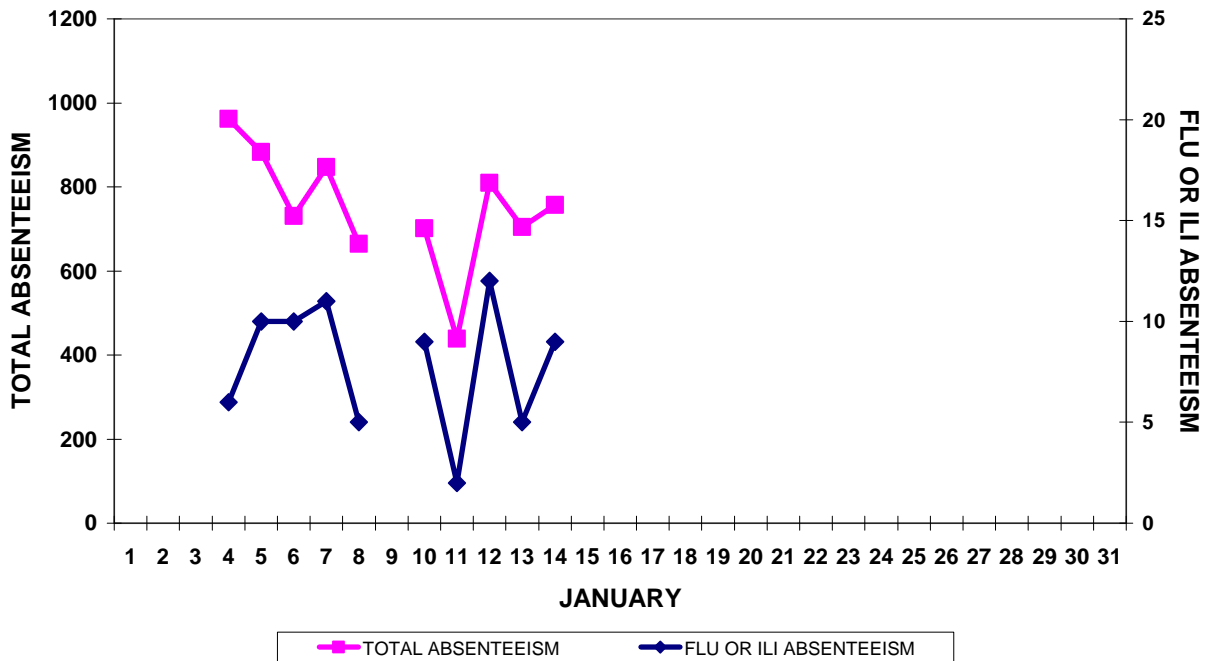
MEDICAL RECORDS AND INFECTION CONTROL DEPARTMENTS
 GUAM MEMORIAL HOSPITAL AUTHORITY
**HOSPITAL INPATIENT DISCHARGES WITH A DIAGNOSIS OF
 PNEUMONIA BY WEEK DISCHARGED, 2010**



PREVENTIVE MEDICINE DEPARTMENT
U.S. NAVAL HOSPITAL GUAM
**PNEUMONIA CASES SEEN IN GUAM MILITARY TREATMENT FACILITIES
BY WEEK REPORTED, 2010**



DEPARTMENT OF EDUCATION
GOVERNMENT OF GUAM
**TOTAL ABSENTEEISM AND ABSENTEEISM DUE TO FLU OR INFLUENZA-LIKE
ILLNESS, GUAM PUBLIC SCHOOL STUDENTS, JANUARY 2010**



GUAM MEMORIAL HOSPITAL
 INFECTION CONTROL DEPARTMENT
**GMHA-EMERGENCY DEPARTMENT CLINICAL DIAGNOSES OF INFLUENZA OR
 FLU-SYNDROME BY WEEK AND PATIENT'S VILLAGE OF RESIDENCE, 2009**
 (Villages listed geographically from northern-most to southern-most)

VILLAGE	WEEK										TOTAL	RATE Weeks 1-3 2010
	1	2	3	4	5	6	7	8	9	10		
Yigo	0	0	0								0	
Dededo	0	0	0								0	
Tamuning	0	0	0								0	
Barrigada	0	0	0								0	
Mangilao	0	0	0								0	
M-T-M	0	0	0								0	
Hagatna	0	0	0								0	
Agaña Hts	0	0	0								0	
Sinajana	0	0	0								0	
Chalan Pago- Ordot	0	0	0								0	
Asan-Maina	0	0	0								0	
Piti	0	0	0								0	
Santa Rita	0	0	0								0	
Agat	0	0	0								0	
Yona	0	0	0								0	
Talofofu	0	0	0								0	
Inarajan	0	0	0								0	
Merizo	0	0	0								0	
Umatac	0	0	0								0	
TOTAL	0	0	0								0	

¹ Cases per 100,000 population for the specified period

**GUAM SENTINEL PHYSICIAN INFLUENZA SURVEILLANCE
 REPORTS OF INFLUENZA OR INFLUENZA-LIKE ILLNESSES
 RECEIVED FOR THE WEEK ENDING 1/23/2010**

Isolated - 2

(ACTIVITY LEVELS: None, Isolated, Sporadic, Local, Regional, Widespread)

Foreign Quarantine & Enteric Diseases Section
 Bureau of Communicable Disease Control
Guam Department of Public Health & Social Services

H1N1 INFLUENZA SURVEILLANCE, WEEKS 1-3, 2010
 (No new cases for week 2010-3)

Gender	No.	Rapid Test	No.
Male	0	Positive	0
Female	0	Negative	0
Total	0	Not Done	0
		Unknown	0
		Total	0

Age Group	Total	Hospitalized	Deaths
< 1	0	0	0
1-4	0	0	0
5-14	0	0	0
15-24	0	0	0
25-49	0	0	0
50-64	0	0	0
65+	0	0	0
Unknown	0	0	0
Total	0	0	0

H1N1 INFLUENZA SURVEILLANCE, WEEKS 1-3, 2010
 (Cumulative: 0 civilian & 0 military cases)

Gender	Total	Rapid Test	No.
Male	0	Positive	0
Female	0	Negative	0
Total	0	Not Done	0
		Unknown	0
		Total	0

Age Group	Total	Hospitalized	Deaths
< 1	0	0	0
1-4	0	0	0
5-14	0	0	0
15-24	0	0	0
25-49	0	0	0
50-64	0	0	0
65+	0	0	0
Unknown	0	0	0
Total	0	0	0

UPDATE OF 2009 DATA: 2 reports of “Positive for Influenza A, Swine A H1N1 Not Detected” in week 2009(44), weekending 11/7/09, were erroneously reported as positive for H1N1, 1 late report of H1N1 has been received so total H1N1 for 2009 is now 337 cases. The number of deaths remains unchanged.

INFECTION CONTROL DEPARTMENT
 GUAM MEMORIAL HOSPITAL AUTHORITY
COMMUNICABLE DISEASE REPORT

REPORTS RECEIVED FOR THE WEEK ENDING 1/23/2010

Chickenpox	3
Chlamydia	2
Conjunctivitis	4
Gonorrhea	1
Hepatitis B	3
Hepatitis C	3
MDR E. coli	1
MDR <i>Acinetobacter</i>	1
MRSA	10
Salmonella	1
Streptococcal sore throat	1
Streptococcal disease, other	1
Tuberculosis	1

INFECTION CONTROL DEPARTMENT
 GUAM MEMORIAL HOSPITAL AUTHORITY
**HOSPITALIZATIONS FOR INFLUENZA BY AGE
 AND MORBIDITY REPORTING WEEK, 2010**

AGE	WEEK									
	1	2	3	4	5	6	7	8	9	10
0-4										
5-18										
19-24										
25-49										
50-64										
65+										
TOTAL	0	0	0							

GUAM ANIMAL DISEASE (ZOOSES) REPORTS

REPORTS RECEIVED FOR THE WEEK ENDING 1/16/2010

Anaplasmosis – 1 canine

W.H.O. A(H5N1) INFLUENZA SURVEILLANCE

WHO reports the cumulative number of confirmed human cases and deaths due to avian influenza (H5N1) at the avian influenza surveillance web site :

<http://www.who.int/csr/disease/avian_influenza/en/index.html>. The table below reflects totals provided at this web site as of 8:00 PM, 1/27/2010 Guam-time.

COUNTRY		2003	2004	2005	2006	2007	2008	2009	2010	TOTAL
Azerbaijan	Cases	0	0	0	8	0	0	0	0	8
	Deaths	0	0	0	5	0	0	0	0	5
Bangladesh	Cases	0	0	0	0	0	0	0	0	1
	Deaths	0	0	0	0	0	0	0	0	0
Cambodia	Cases	0	0	4	2	1	0	1	0	9
	Deaths	0	0	4	2	1	0	0	0	7
China	Cases	1	0	8	13	5	4	7	0	38
	Deaths	1	0	5	8	3	4	4	0	25
Djibouti	Cases	0	0	0	1	0	0	0	0	1
	Deaths	0	0	0	0	0	0	0	0	0
Egypt	Cases	0	0	0	18	25	8	39	0	90
	Deaths	0	0	0	10	9	4	4	0	27
Indonesia	Cases	0	0	20	55	42	24	20	0	161
	Deaths	0	0	13	45	37	20	19	0	134
Iraq	Cases	0	0	0	3	0	0	0	0	3
	Deaths	0	0	0	2	0	0	0	0	2
Laos	Cases	0	0	0	0	2	0	0	0	2
	Deaths	0	0	0	0	2	0	0	0	2
Myanmar	Cases	0	0	0	0	1	0	0	0	1
	Deaths	0	0	0	0	0	0	0	0	0
Nigeria	Cases	0	0	0	0	1	0	0	0	1
	Deaths	0	0	0	0	1	0	0	0	1
Pakistan	Cases	0	0	0	0	3	0	0	0	3
	Deaths	0	0	0	0	1	0	0	0	1
Thailand	Cases	0	17	5	3	0	0	0	0	25
	Deaths	0	12	2	3	0	0	0	0	17
Turkey	Cases	0	0	0	12	0	0	0	0	12
	Deaths	0	0	0	4	0	0	0	0	4
Viet Nam	Cases	3	29	61	0	8	6	5	0	112
	Deaths	3	20	19	0	5	5	5	0	57
TOTAL	Cases	4	46	98	115	86	42	72	0	467
	Deaths	4	32	43	79	59	31	32	0	282

NOTE: Total number of cases includes number of deaths. WHO reports only laboratory-confirmed cases. Figures that have changed since last week's report are noted in **BOLD**, the number of new cases is enclosed ()