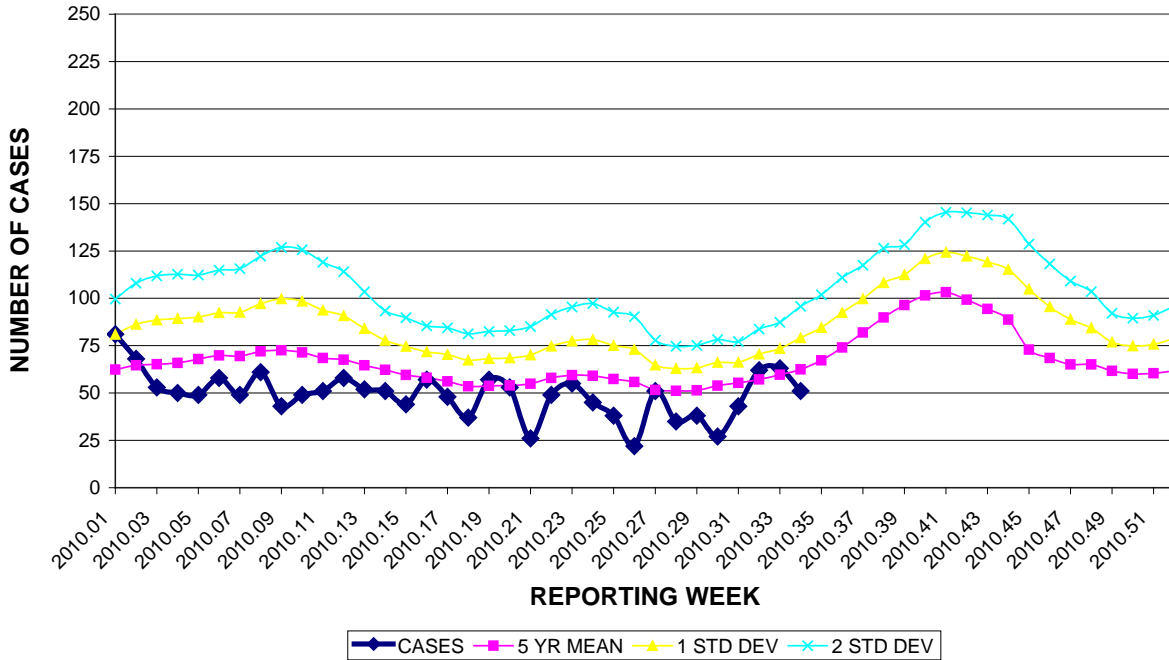


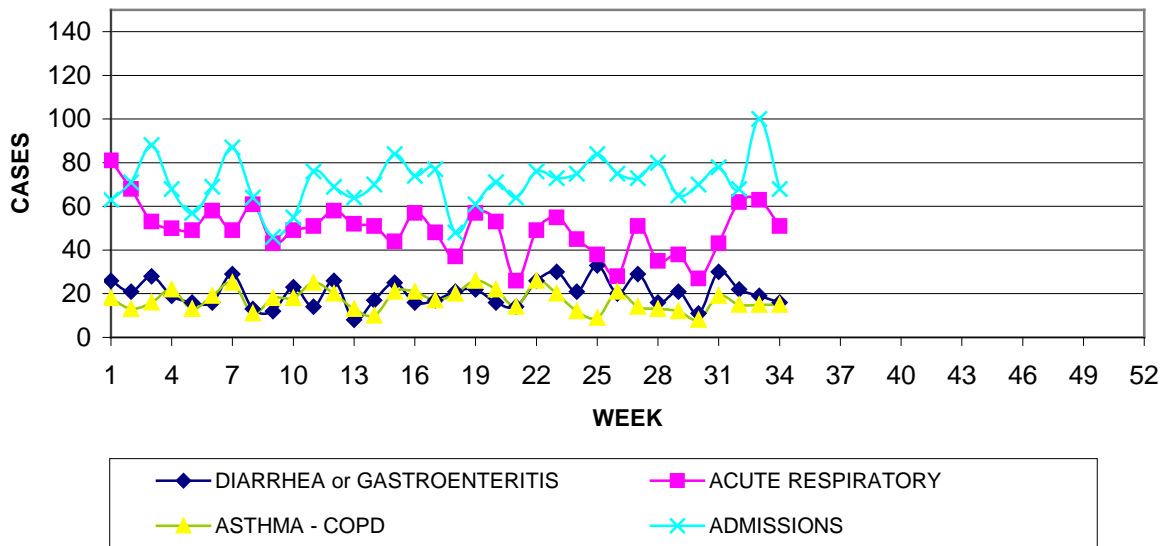
GUAM MEMORIAL HOSPITAL AUTHORITY
 INFECTION CONTROL DEPARTMENT
GUAM EPIDEMIOLOGY NEWSLETTER
 REPORT FOR WEEK ENDING: 8/28/2010 (Reporting week 2010-34)

GUAM REPORTS

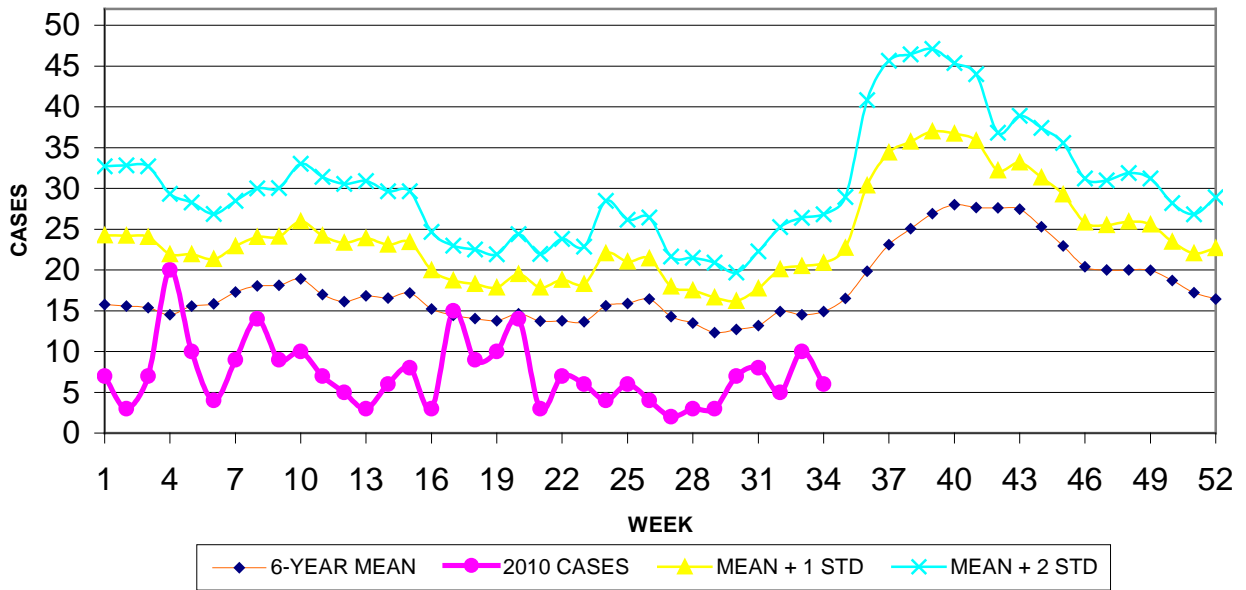
**GUAM ACUTE RESPIRATORY DISEASE SURVEILLANCE, 2010
 NUMBER OF PATIENTS SEEN IN GMHA-ED BY WEEK SEEN**



GUAM SYNDROMIC DISEASE SURVEILLANCE
**GMHA-ED PATIENT DIAGNOSES BY WEEK FOR
 CALENDAR YEAR 2010**



MEDICAL RECORDS AND INFECTION CONTROL DEPARTMENTS
 GUAM MEMORIAL HOSPITAL AUTHORITY
**HOSPITAL INPATIENT DISCHARGES WITH A DIAGNOSIS OF
 PNEUMONIA BY WEEK DISCHARGED, 2010**



GUAM SENTINEL PHYSICIAN INFLUENZA SURVEILLANCE
 REPORTS OF INFLUENZA OR INFLUENZA-LIKE ILLNESSES
 RECEIVED FOR THE WEEK ENDING 8/28/2010

Sporadic - 10 cases reported by sentinel physicians
 (ACTIVITY LEVELS: No activity, Sporadic, Local, Regional, Widespread)

Foreign Quarantine & Enteric Diseases Section
 Bureau of Communicable Disease Control

Guam Department of Public Health & Social Services

H1N1 INFLUENZA SURVEILLANCE, WEEK 34, 2010

H1N1 INFLUENZA SURVEILLANCE, WEEKS 1-34, 2010

Cumulative 2010: 3 civilian & 0 military cases

NO NEW CASES OF H1N1 CONFIRMED FOR WEEK 34

INFECTION CONTROL DEPARTMENT
 GUAM MEMORIAL HOSPITAL AUTHORITY

**HOSPITALIZATIONS FOR INFLUENZA BY AGE
 AND MORBIDITY REPORTING WEEK, 2010**

AGE	25	26	27	28	29	30	31	32	33	34	TOTAL
0-4					1						2
5-18											1
19-24											
25-49											2
50-64											1
65+											
TOTAL	0	0	0	0	1	0	0	0	0	0	6

GUAM MEMORIAL HOSPITAL
 INFECTION CONTROL DEPARTMENT
**GMHA-EMERGENCY DEPARTMENT CLINICAL DIAGNOSES OF INFLUENZA OR
 FLU-SYNDROME BY WEEK AND PATIENT'S VILLAGE OF RESIDENCE, 2010**
 (Villages listed geographically from northern-most to southern-most)

VILLAGE	WEEK										TOTAL	RATE Weeks 1-34, 2010
	25	26	27	28	29	30	31	32	33	34		
Yigo	0	0	0	0	0	0	0	0	1	0	8	35.19
Dededo	0	0	1	0	0	0	0	1	0	1	14	27.91
Tamuning	0	0	0	0	0	0	0	0	0	0	1	4.76
Barrigada	0	0	0	0	0	0	0	0	0	0	4	39.61
Mangilao	0	0	0	0	0	0	1	0	0	1	4	25.74
M-T-M	0	1	0	0	0	0	0	0	0	1	8	117.27
Hagatna	0	0	0	0	0	0	1	0	0	0	2	155.76
Agaña Hts	0	0	0	0	0	0	0	0	0	0	0	0
Sinajana	0	0	0	0	0	0	0	0	0	0	0	0
Chalan Pago- Ordot	0	0	0	0	0	0	0	0	0	0	2	28.93
Asan-Maina	0	0	0	0	0	0	0	0	0	0	0	0
Piti	0	0	0	0	0	0	0	0	0	0	0	0
Santa Rita	0	0	0	0	0	0	0	0	0	0	0	0
Agat	0	0	0	0	0	0	0	0	0	0	1	15.15
Yona	0	0	0	0	0	0	0	0	0	0	2	26.43
Talofof	0	0	0	0	0	0	1	0	0	0	3	79.94
Inarajan	0	0	0	0	0	0	0	0	0	0	0	0
Merizo	0	0	0	0	0	0	0	0	0	0	2	79.21
Umatac	0	0	0	0	0	0	0	0	1	0	0	0
TOTAL	0	1	1	0	0	0	3	1	1	3	51	28.22

NOTE: Rate = cases per 100,000 population for the specified period.

GUAM ANIMAL DISEASE (ZONOSSES) REPORTS

REPORTS RECEIVED FOR THE WEEK ENDING 8/28/2010

Anaplasmosis – 2 canine

BUREAU OF COMMUNICABLE DISEASE CONTROL
 DEPARTMENT OF PUBLIC HEALTH AND SOCIAL SERVICES
ISLAND-WIDE COMMUNICABLE DISEASE REPORT

REPORTS RECEIVED FOR THE WEEK ENDING 8/28/2010

<i>Acinetobacter baumannii</i> MDR	1
Chlamydia	6
Conjunctivitis	7
Dengue*	1
<i>E. coli</i> MDR	1
Hepatitis A	1
Hepatitis B	1
MRSA	5
Mumps	1
Streptococcal sore throat	5
Streptococcal disease, other	5
Tuberculosis	3
* Patient traveled in the Philippines	

PREVENTIVE MEDICINE DEPARTMENT
 U.S. NAVAL HOSPITAL GUAM

**PNEUMONIA CASES SEEN IN GUAM MILITARY TREATMENT
 FACILITIES BY WEEK REPORTED, 2010**

