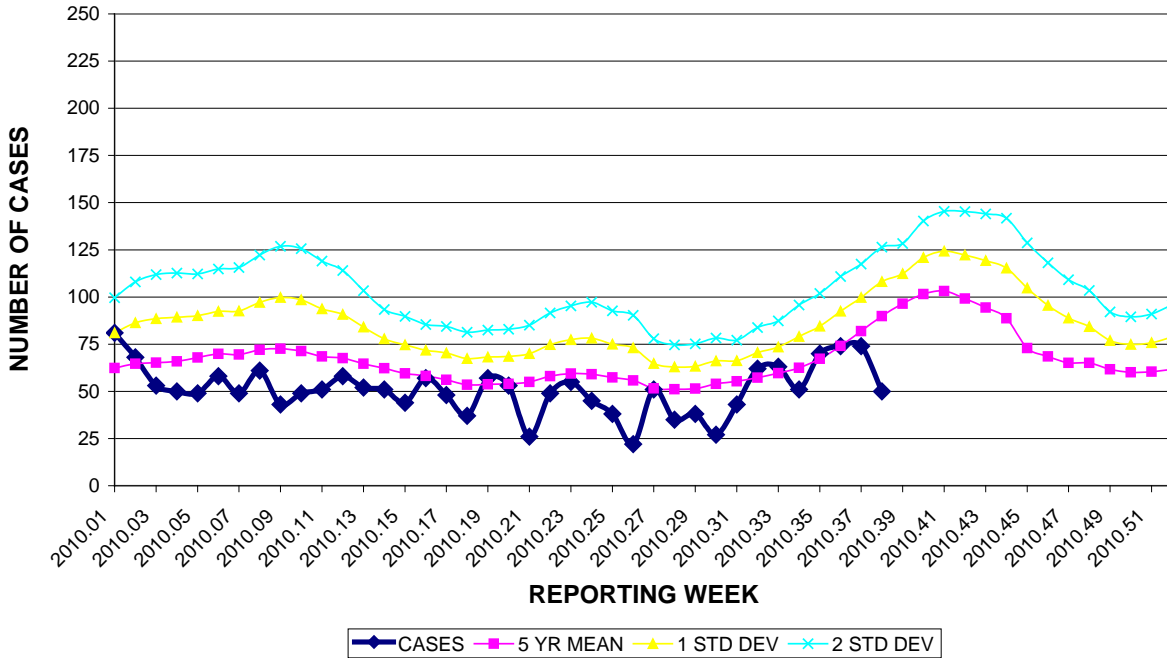


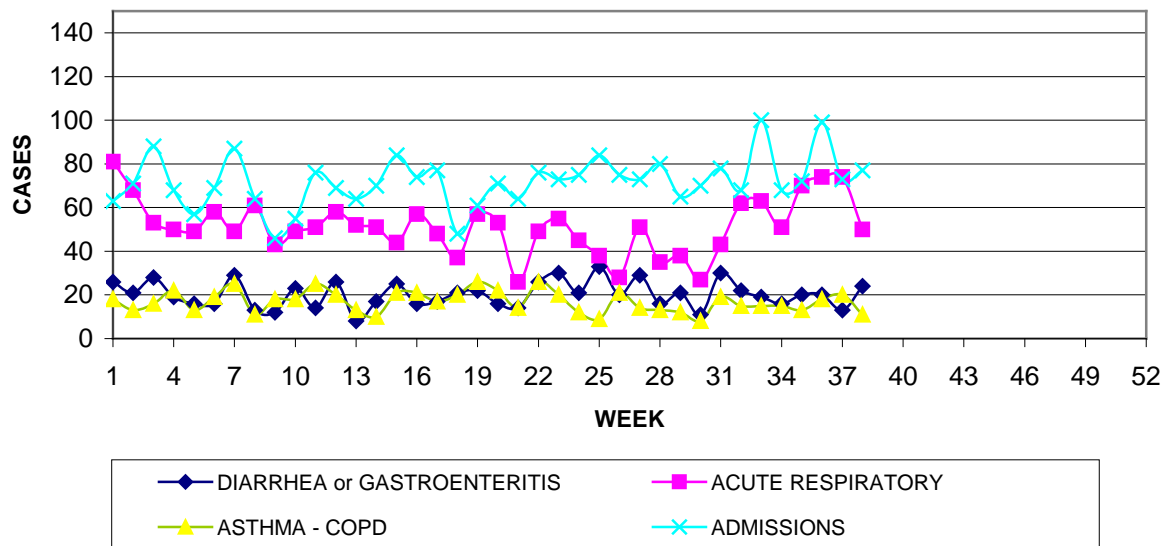
GUAM MEMORIAL HOSPITAL AUTHORITY
 INFECTION CONTROL DEPARTMENT
GUAM EPIDEMIOLOGY NEWSLETTER
 REPORT FOR WEEK ENDING: 9/25//2010 (Reporting week 2010-38)

GUAM REPORTS

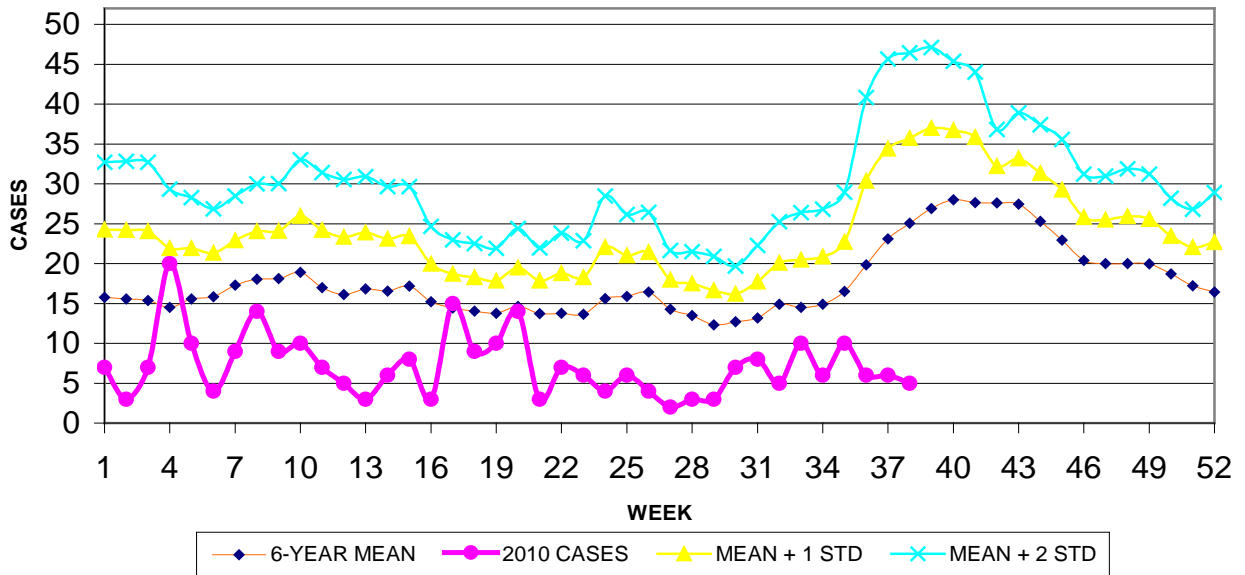
**GUAM ACUTE RESPIRATORY DISEASE SURVEILLANCE, 2010
 NUMBER OF PATIENTS SEEN IN GMHA-ED BY WEEK SEEN**



GUAM SYNDROMIC DISEASE SURVEILLANCE
**GMHA-ED PATIENT DIAGNOSES BY WEEK FOR
 CALENDAR YEAR 2010**



MEDICAL RECORDS AND INFECTION CONTROL DEPARTMENTS
 GUAM MEMORIAL HOSPITAL AUTHORITY
**HOSPITAL INPATIENT DISCHARGES WITH A DIAGNOSIS OF
 PNEUMONIA BY WEEK DISCHARGED, 2010**



GUAM SENTINEL PHYSICIAN INFLUENZA SURVEILLANCE
 REPORTS OF INFLUENZA OR INFLUENZA-LIKE ILLNESSES
 RECEIVED FOR THE WEEK ENDING 9/25/2010

No activity - no cases reported by sentinel physicians
 (ACTIVITY LEVELS: No activity, Sporadic, Local, Regional, Widespread)

Foreign Quarantine & Enteric Diseases Section
 Bureau of Communicable Disease Control
 Guam Department of Public Health & Social Services
H1N1 INFLUENZA SURVEILLANCE, WEEK 38, 2010
 H1N1 INFLUENZA SURVEILLANCE, WEEKS 1-38, 2010
 Cumulative 2010: 3 civilian & 0 military cases
NO NEW CASES OF H1N1 CONFIRMED FOR WEEK 38

INFECTION CONTROL DEPARTMENT
 GUAM MEMORIAL HOSPITAL AUTHORITY
**HOSPITALIZATIONS FOR INFLUENZA BY AGE
 AND MORBIDITY REPORTING WEEK, 2010**

	WEEK										
AGE	29	30	31	32	33	34	35	36	37	38	TOTAL
0-4	1										2
5-18											1
19-24											
25-49											2
50-64											1
65+											
TOTAL	1	0	0	0	0	0	0	0	0	0	6

GUAM MEMORIAL HOSPITAL
INFECTION CONTROL DEPARTMENT
**GMHA-EMERGENCY DEPARTMENT CLINICAL DIAGNOSES OF INFLUENZA OR
FLU-SYNDROME BY WEEK AND PATIENT'S VILLAGE OF RESIDENCE, 2010**
(Villages listed geographically from northern-most to southern-most)

VILLAGE	WEEK										TOTAL	RATE Weeks 1-38, 2010
	29	30	31	32	33	34	35	36	37	38		
Yigo	0	0	0	0	1	0	0	0	0	0	9	39.59
Dededo	0	0	0	1	0	1	1	0	2	0	16	31.89
Tamuning	0	0	0	0	0	0	0	0	0	0	1	4.76
Barrigada	0	0	0	0	0	0	0	0	0	0	4	39.61
Mangilao	0	0	1	0	0	1	1	0	1	0	6	38.61
M-T-M	0	0	0	0	0	1	0	0	1	0	9	131.93
Hagatna	0	0	1	0	0	0	0	0	0	0	2	155.76
Agaña Hts	0	0	0	0	0	0	0	0	0	0	0	0
Sinajana	0	0	0	0	0	0	0	0	0	0	0	0
Chalan Pago- Ordot	0	0	0	0	0	0	0	0	0	0	2	28.93
Asan-Maina	0	0	0	0	0	0	0	0	0	0	0	0
Piti	0	0	0	0	0	0	0	0	0	0	0	0
Santa Rita	0	0	0	0	0	0	0	0	0	0	0	0
Agat	0	0	0	0	0	0	0	0	0	0	1	15.15
Yona	0	0	0	0	0	0	1	0	0	0	3	39.64
Talofofu	0	0	1	0	0	0	0	0	0	0	3	79.94
Inarajan	0	0	0	0	0	0	0	0	0	0	0	0
Merizo	0	0	0	0	0	0	0	0	0	0	2	79.21
Umatac	0	0	0	0	1	0	0	0	0	0	0	0
TOTAL	0	0	3	1	1	3	3	0	4	0	58	32.10

NOTE: Rate = cases per 100,000 population for the specified period.

GUAM ANIMAL DISEASE (ZONOSSES) REPORTS

REPORTS RECEIVED FOR THE WEEK ENDING 9/25/2010

Anaplasmosis – 2 canine

BUREAU OF COMMUNICABLE DISEASE CONTROL
 DEPARTMENT OF PUBLIC HEALTH AND SOCIAL SERVICES
ISLAND-WIDE COMMUNICABLE DISEASE REPORT

REPORTS RECEIVED FOR THE WEEK ENDING 9/25/2010

<i>Clostridium difficile</i>	1
Chicken pox	3
Chlamydia	18
<i>Citrobacter</i> MDR	1
Conjunctivitis	14
<i>E. coli</i> MDR	1
Gonorrhea	6
Hepatitis A	4
Hepatitis B	3
Hepatitis C	4
HPV	1
HSV-2	1
MRSA	18
Mumps	2
RSV	1
Salmonellosis	1
Streptococcal sore throat	18
Syphilis	2
Tuberculosis	4
VRE	2

PREVENTIVE MEDICINE DEPARTMENT
 U.S. NAVAL HOSPITAL GUAM

**PNEUMONIA CASES SEEN IN GUAM MILITARY TREATMENT
 FACILITIES BY WEEK REPORTED, 2010**

