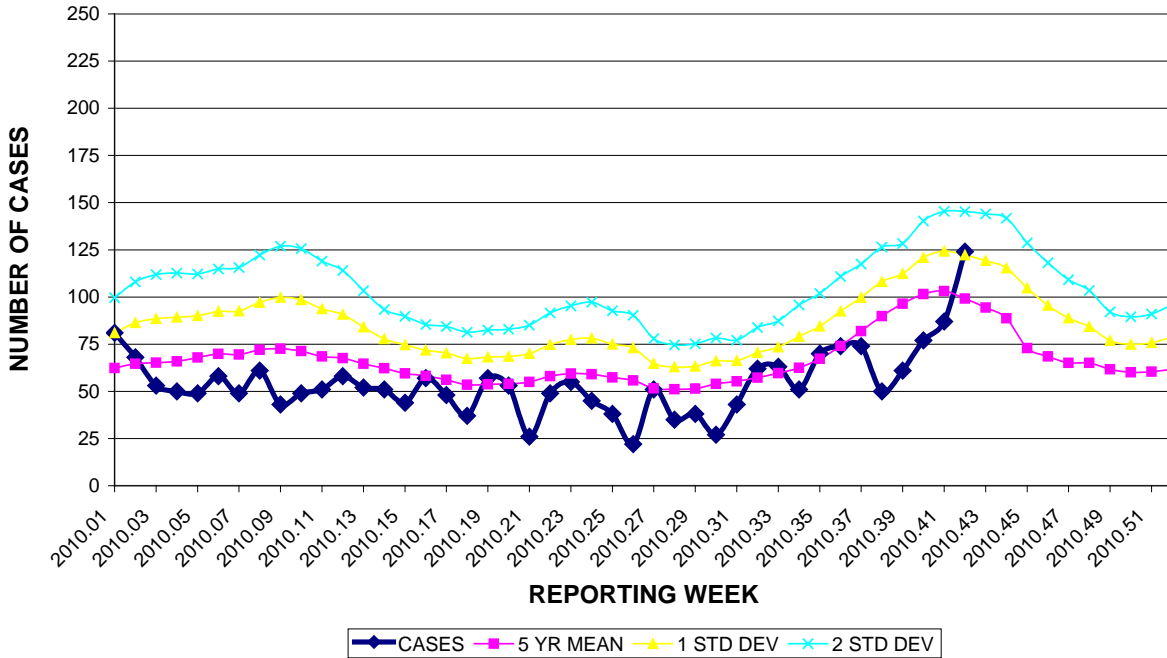
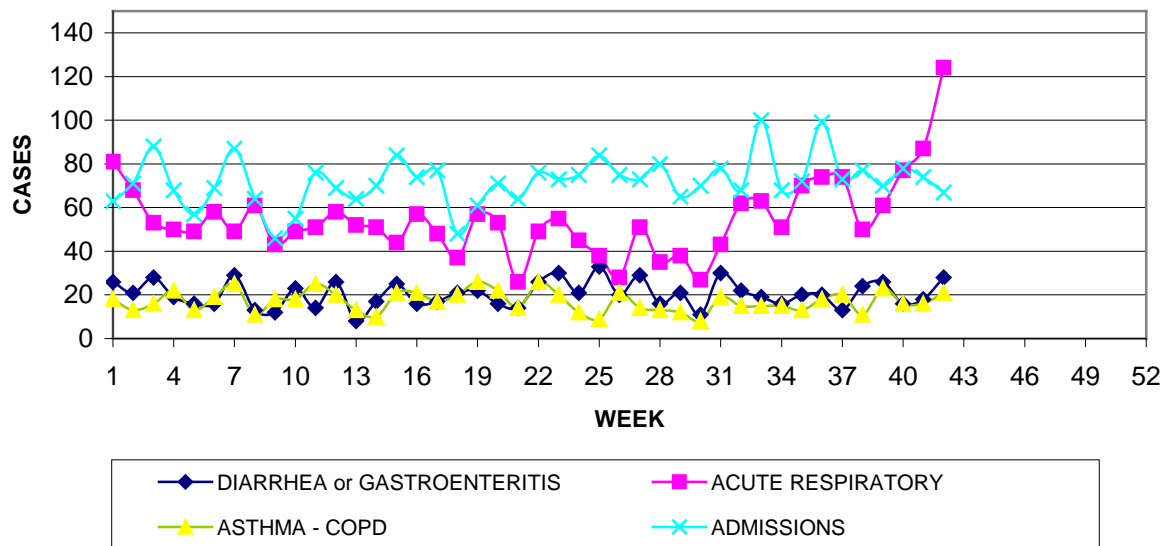


GUAM REPORTS

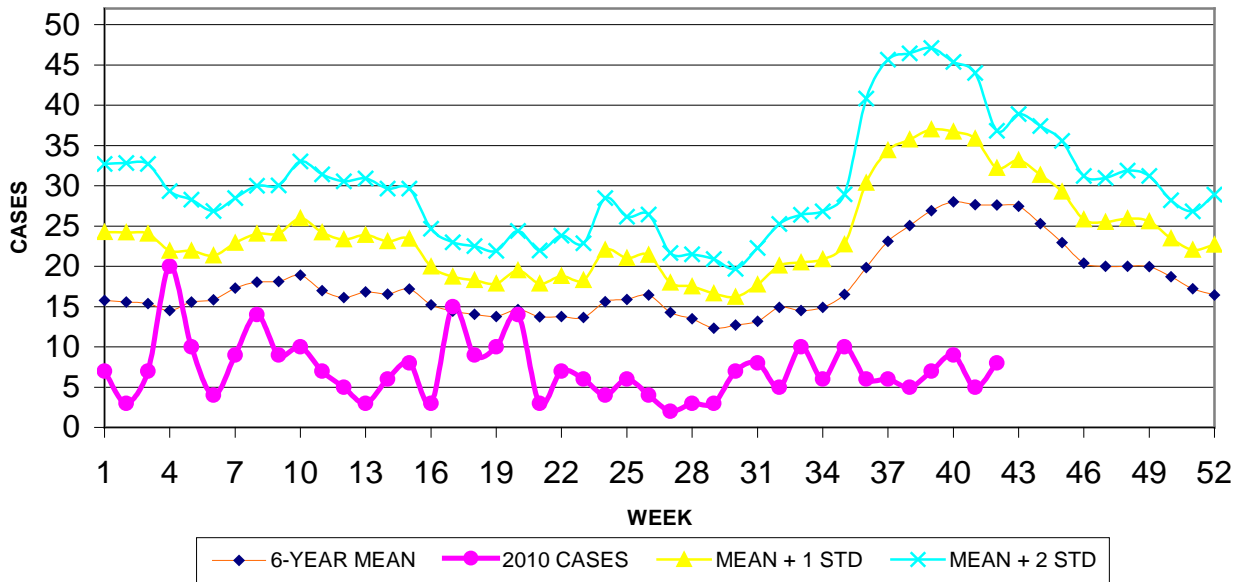
**GUAM ACUTE RESPIRATORY DISEASE SURVEILLANCE, 2010  
 NUMBER OF PATIENTS SEEN IN GMHA-ED BY WEEK SEEN**



GUAM SYNDROMIC DISEASE SURVEILLANCE  
**GMHA-ED PATIENT DIAGNOSES BY WEEK FOR  
 CALENDAR YEAR 2010**



MEDICAL RECORDS AND INFECTION CONTROL DEPARTMENTS  
 GUAM MEMORIAL HOSPITAL AUTHORITY  
**HOSPITAL INPATIENT DISCHARGES WITH A DIAGNOSIS OF  
 PNEUMONIA BY WEEK DISCHARGED, 2010**



**GUAM SENTINEL PHYSICIAN INFLUENZA SURVEILLANCE**  
 REPORTS OF INFLUENZA OR INFLUENZA-LIKE ILLNESSES  
 RECEIVED FOR THE WEEK ENDING 10/23/2010

**No activity** – No cases reported by sentinel physicians  
 (ACTIVITY LEVELS: No activity, Sporadic, Local, Regional, Widespread)

Foreign Quarantine & Enteric Diseases Section  
 Bureau of Communicable Disease Control

**Guam Department of Public Health & Social Services**

**H1N1 INFLUENZA SURVEILLANCE, WEEK 42, 2010**

Cumulative 2010: 3 civilian & 0 military cases

**NO NEW CASES OF H1N1 CONFIRMED FOR WEEK 42**

INFECTION CONTROL DEPARTMENT  
 GUAM MEMORIAL HOSPITAL AUTHORITY

**HOSPITALIZATIONS FOR INFLUENZA BY AGE  
 AND MORBIDITY REPORTING WEEK, 2010**

	WEEK										
AGE	33	34	35	36	37	38	39	40	41	42	TOTAL
0-4								2			4
5-18											1
19-24											
25-49											2
50-64											1
65+											
TOTAL	0	0	0	0	0	0	0	2	0	0	8

GUAM MEMORIAL HOSPITAL  
INFECTION CONTROL DEPARTMENT  
**GMHA-EMERGENCY DEPARTMENT CLINICAL DIAGNOSES OF INFLUENZA OR  
FLU-SYNDROME BY WEEK AND PATIENT'S VILLAGE OF RESIDENCE, 2010**  
(Villages listed geographically from northern-most to southern-most)

VILLAGE	WEEK										TOTAL	RATE Weeks 1-42, 2010
	33	34	35	36	37	38	39	40	41	42		
Yigo	1	0	0	0	0	0	0	0	0	1	10	43.99
Dededo	0	1	1	0	2	0	2	2	2	1	23	45.85
Tamuning	0	0	0	0	0	0	0	0	1	1	3	14.27
Barrigada	0	0	0	0	0	0	0	0	0	1	5	49.51
Mangilao	0	1	1	0	1	0	0	0	0	1	7	45.05
M-T-M	0	1	0	0	1	0	0	0	0	0	9	131.93
Hagatna	0	0	0	0	0	0	0	0	0	0	2	155.76
Agaña Hts	0	0	0	0	0	0	0	0	0	0	0	0
Sinajana	0	0	0	0	0	0	0	1	0	0	1	30.03
Chalan Pago- Ordot	0	0	0	0	0	0	0	0	1	0	3	43.40
Asan-Maina	0	0	0	0	0	0	0	0	0	0	0	0
Piti	0	0	0	0	0	0	0	0	0	0	0	0
Santa Rita	0	0	0	0	0	0	0	1	1	1	3	34.27
Agat	0	0	0	0	0	0	0	0	1	0	2	30.29
Yona	0	0	1	0	0	0	0	0	0	1	4	52.85
Talofofu	0	0	0	0	0	0	0	0	0	1	4	106.58
Inarajan	0	0	0	0	0	0	0	0	1	1	2	56.15
Merizo	0	0	0	0	0	0	0	0	0	0	2	79.21
Umatac	1	0	0	0	0	0	0	0	0	0	0	0
Unknown	0	0	0	0	0	0	0	1	0	0	1	-
<b>TOTAL</b>	<b>1</b>	<b>3</b>	<b>3</b>	<b>0</b>	<b>4</b>	<b>0</b>	<b>2</b>	<b>5</b>	<b>7</b>	<b>9</b>	<b>81</b>	<b>44.83</b>

NOTE: Rate = cases per 100,000 population for the specified period.

**GUAM ANIMAL DISEASE (ZONOSSES) REPORTS**  
REPORTS RECEIVED FOR THE WEEK ENDING 10/23/2010  
**Anaplasmosis – 2 canine**

BUREAU OF COMMUNICABLE DISEASE CONTROL  
 DEPARTMENT OF PUBLIC HEALTH AND SOCIAL SERVICES  
**ISLAND-WIDE COMMUNICABLE DISEASE REPORT**

REPORTS RECEIVED FOR THE WEEK ENDING 10/23/2010

Chlamydia	9
Conjunctivitis	7
<i>E. coli</i> MDR	1
Gonorrhea	2
Hepatitis A	2
Hepatitis B	5
Hepatitis C	7
HPV	1
Influenza B	2
MRSA	14
Mumps	4
Salmonellosis	2
<i>Sphingomonas</i> MDR	1
Streptococcal sore throat	5
Strep. disease, other	8
Tuberculosis	3
VRE	1

PREVENTIVE MEDICINE DEPARTMENT  
 U.S. NAVAL HOSPITAL GUAM

**PNEUMONIA CASES SEEN IN GUAM MILITARY TREATMENT  
 FACILITIES BY WEEK REPORTED, 2010**

