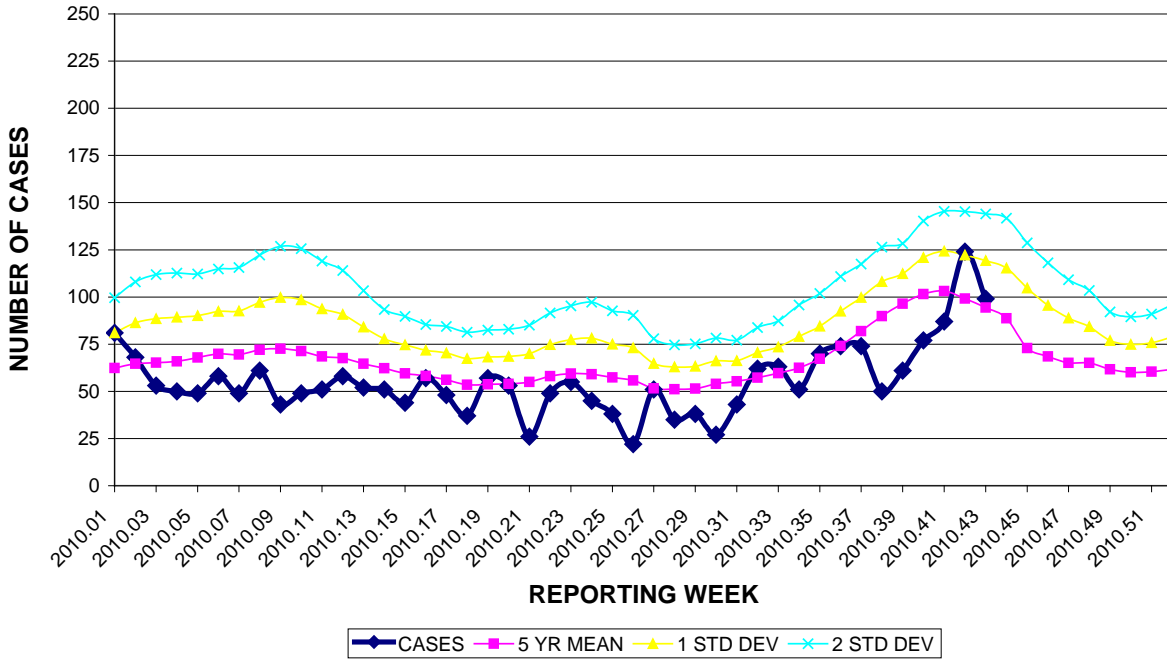
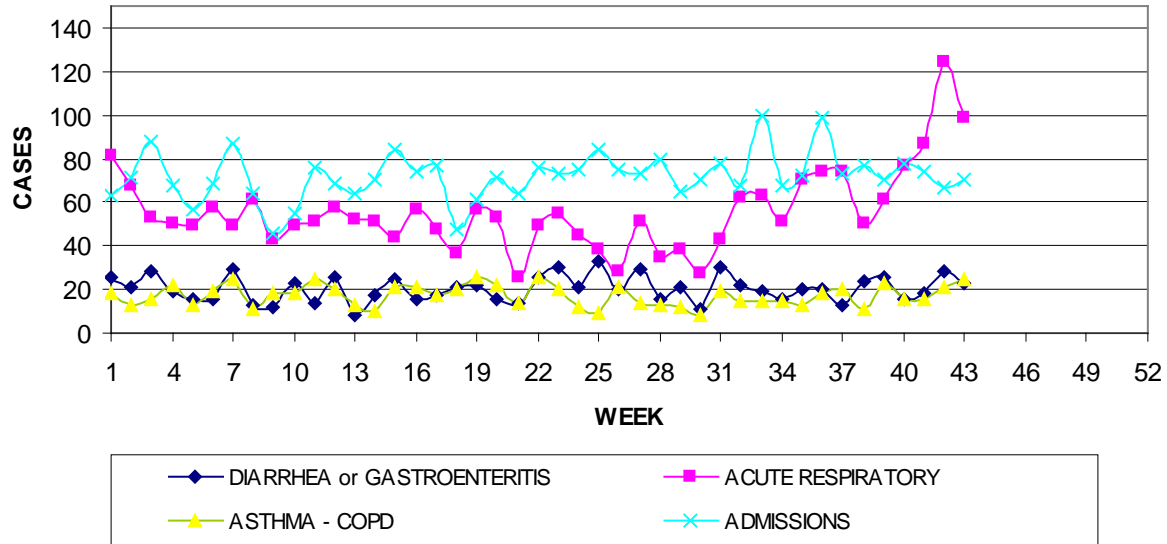


GUAM REPORTS

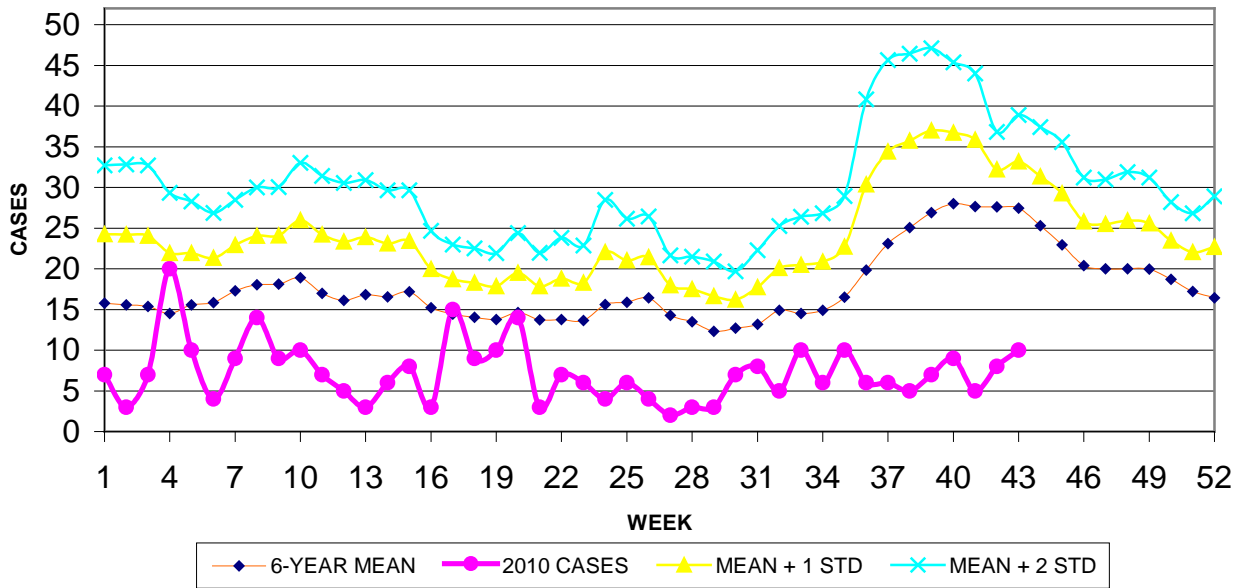
**GUAM ACUTE RESPIRATORY DISEASE SURVEILLANCE, 2010
 NUMBER OF PATIENTS SEEN IN GMHA-ED BY WEEK SEEN**



GUAM SYNDROMIC DISEASE SURVEILLANCE
**GMHA-ED PATIENT DIAGNOSES BY WEEK FOR
 CALENDAR YEAR 2010**



MEDICAL RECORDS AND INFECTION CONTROL DEPARTMENTS
 GUAM MEMORIAL HOSPITAL AUTHORITY
**HOSPITAL INPATIENT DISCHARGES WITH A DIAGNOSIS OF
 PNEUMONIA BY WEEK DISCHARGED, 2010**



GUAM SENTINEL PHYSICIAN INFLUENZA SURVEILLANCE
 REPORTS OF INFLUENZA OR INFLUENZA-LIKE ILLNESSES
 RECEIVED FOR THE WEEK ENDING 10/30/2010

Local activity - 2 cases reported by sentinel physicians
 (ACTIVITY LEVELS: No activity, Sporadic, Local, Regional, Widespread)

Foreign Quarantine & Enteric Diseases Section
 Bureau of Communicable Disease Control
 Guam Department of Public Health & Social Services
H1N1 INFLUENZA SURVEILLANCE, WEEK 43, 2010
 Cumulative 2010: 3 civilian & 0 military cases
NO NEW CASES OF H1N1 CONFIRMED FOR WEEK 43

INFECTION CONTROL DEPARTMENT
 GUAM MEMORIAL HOSPITAL AUTHORITY
**HOSPITALIZATIONS FOR INFLUENZA A or B BY AGE
 AND MORBIDITY REPORTING WEEK, 2010**

	WEEK										
AGE	34	35	36	37	38	39	40	41	42	43	TOTAL
0-4							2			1	5
5-18											1
19-24											
25-49											2
50-64											1
65+											
TOTAL	0	0	0	0	0	0	2	0	0	1	9

GUAM MEMORIAL HOSPITAL
 INFECTION CONTROL DEPARTMENT
**GMHA-EMERGENCY DEPARTMENT CLINICAL DIAGNOSES OF INFLUENZA OR
 FLU-SYNDROME BY WEEK AND PATIENT'S VILLAGE OF RESIDENCE, 2010**
 (Villages listed geographically from northern-most to southern-most)

VILLAGE	WEEK										TOTAL	RATE Weeks 1-43, 2010
	34	35	36	37	38	39	40	41	42	43		
Yigo	0	0	0	0	0	0	0	0	1	0	10	43.99
Dededo	1	1	0	2	0	2	2	2	1	2	25	49.83
Tamuning	0	0	0	0	0	0	0	1	1	1	4	19.03
Barrigada	0	0	0	0	0	0	0	0	1	2	7	69.31
Mangilao	1	1	0	1	0	0	0	0	1	1	8	51.48
M-T-M	1	0	0	1	0	0	0	0	0	1	10	146.58
Hagatna	0	0	0	0	0	0	0	0	0	0	2	155.76
Agaña Hts	0	0	0	0	0	0	0	0	0	0	0	0
Sinajana	0	0	0	0	0	0	1	0	0	0	1	30.03
Chalan Pago- Ordot	0	0	0	0	0	0	0	1	0	0	3	43.40
Asan-Maina	0	0	0	0	0	0	0	0	0	0	0	0
Piti	0	0	0	0	0	0	0	0	0	0	0	0
Santa Rita	0	0	0	0	0	0	1	1	1	2	5	57.36
Agat	0	0	0	0	0	0	0	1	0	1	3	45.44
Yona	0	1	0	0	0	0	0	0	1	0	4	52.85
Talofofu	0	0	0	0	0	0	0	0	1	0	4	106.58
Inarajan	0	0	0	0	0	0	0	1	1	0	2	56.15
Merizo	0	0	0	0	0	0	0	0	0	0	2	79.21
Umatac	0	0	0	0	0	0	0	0	0	0	0	0
Unknown	0	0	0	0	0	0	1	0	0	0	1	-
TOTAL	3	3	0	4	0	2	5	7	9	10	91	50.36

NOTE: Rate = cases per 100,000 population for the specified period.

GUAM ANIMAL DISEASE (ZONOSSES) REPORTS
 REPORTS RECEIVED FOR THE WEEK ENDING 10/30/2010
 None reported

BUREAU OF COMMUNICABLE DISEASE CONTROL
 DEPARTMENT OF PUBLIC HEALTH AND SOCIAL SERVICES
ISLAND-WIDE COMMUNICABLE DISEASE REPORT

REPORTS RECEIVED FOR THE WEEK ENDING 10/30/2010

<i>Acinetobacter baumannii</i>	1
<i>Clostridium difficile</i>	2
Chlamydia	11
Conjunctivitis	6
<i>E. coli</i> MDR	4
Hepatitis C	2
HPV	4
HSV 1	5
HSV 2	1
Influenza B	1
<i>Klebsiella</i> MDR	1
MRSA	9
RSV	8
Schistosomiasis*	1
Streptococcal sore throat	35
Strep. disease, other	2
Tuberculosis	1
VRE	2

* Probably contracted in the Philippines

PREVENTIVE MEDICINE DEPARTMENT
 U.S. NAVAL HOSPITAL GUAM

**PNEUMONIA CASES SEEN IN GUAM MILITARY TREATMENT
 FACILITIES BY WEEK REPORTED, 2010**

