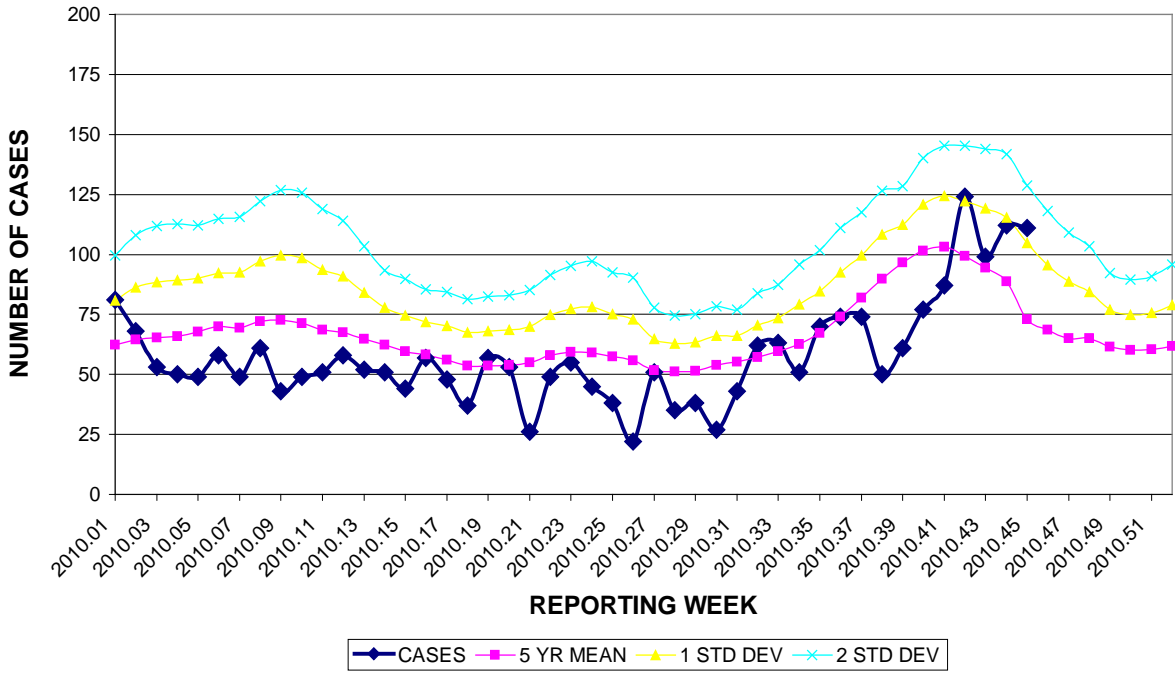


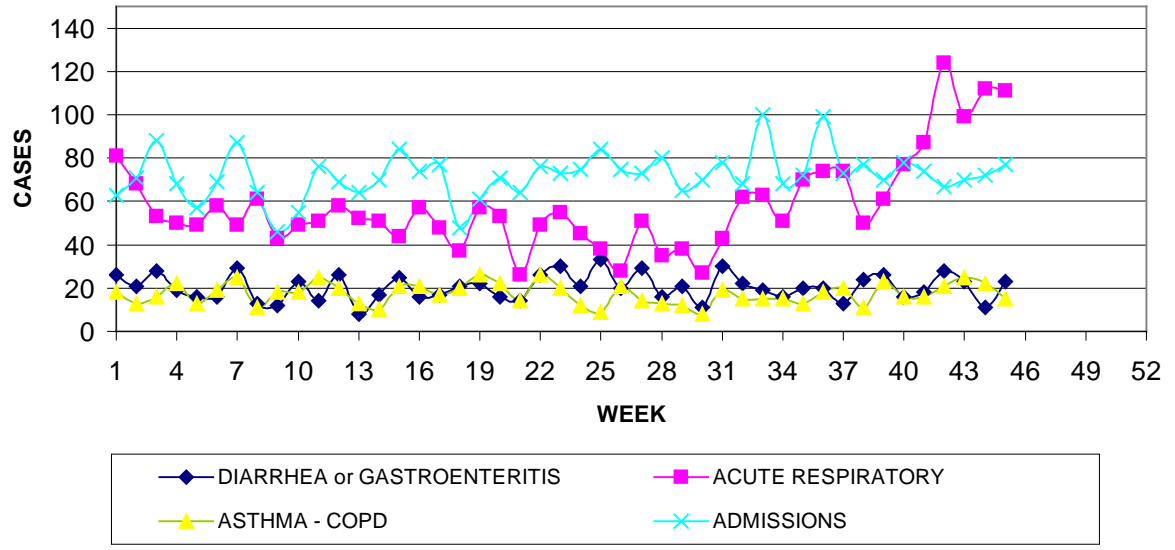
GUAM MEMORIAL HOSPITAL AUTHORITY  
 INFECTION CONTROL DEPARTMENT  
**GUAM EPIDEMIOLOGY NEWSLETTER**  
 REPORT FOR WEEK ENDING: 11/13//2010 (Reporting week 2010-45)

GUAM REPORTS

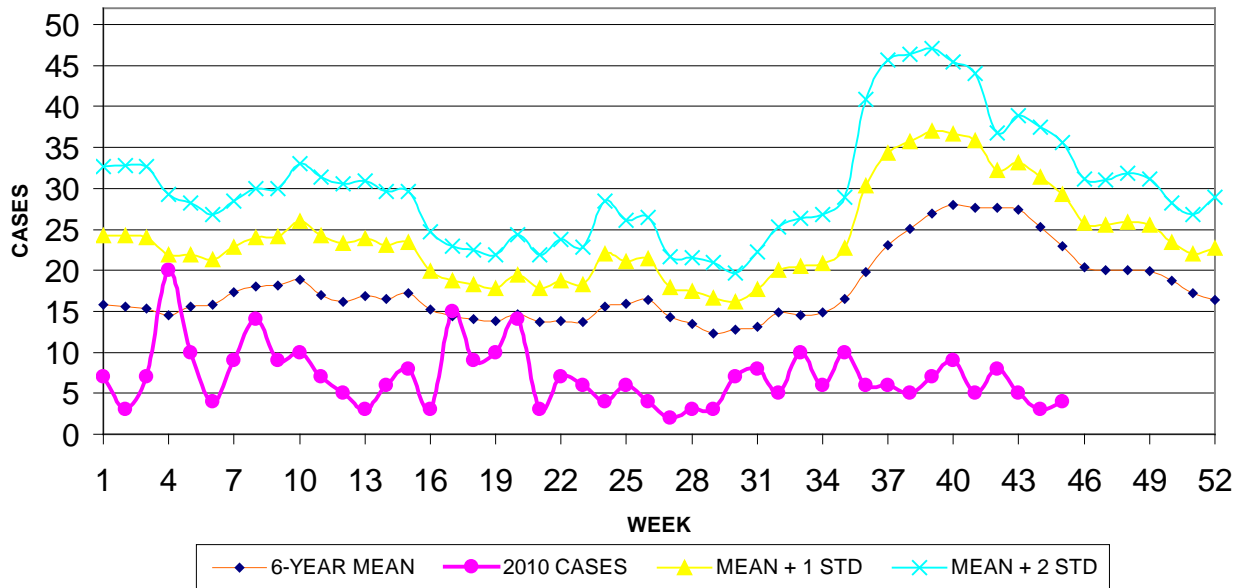
**GUAM ACUTE RESPIRATORY DISEASE SURVEILLANCE, 2010  
 NUMBER OF PATIENTS SEEN IN GMHA-ED BY WEEK SEEN**



GUAM SYNDROMIC DISEASE SURVEILLANCE  
**GMHA-ED PATIENT DIAGNOSES BY WEEK FOR  
 CALENDAR YEAR 2010**



MEDICAL RECORDS AND INFECTION CONTROL DEPARTMENTS  
 GUAM MEMORIAL HOSPITAL AUTHORITY  
**HOSPITAL INPATIENT DISCHARGES WITH A DIAGNOSIS OF PNEUMONIA  
 BY WEEK DISCHARGED, 2010**



**GUAM SENTINEL PHYSICIAN INFLUENZA SURVEILLANCE**  
 REPORTS OF INFLUENZA OR INFLUENZA-LIKE ILLNESSES  
 RECEIVED FOR THE WEEK ENDING 11/13/2010

**No activity** – No cases reported by sentinel physicians  
 (ACTIVITY LEVELS: No activity, Sporadic, Local, Regional, Widespread)

Foreign Quarantine & Enteric Diseases Section  
 Bureau of Communicable Disease Control

**Guam Department of Public Health & Social Services**

**H1N1 INFLUENZA SURVEILLANCE, WEEK 45, 2010**

Cumulative 2010: 3 civilian & 0 military cases

**NO NEW CASES OF H1N1 CONFIRMED FOR WEEK 45**

INFECTION CONTROL DEPARTMENT  
 GUAM MEMORIAL HOSPITAL AUTHORITY

**HOSPITALIZATIONS FOR INFLUENZA A or B BY AGE  
 AND MORBIDITY REPORTING WEEK, 2010**

WEEK

AGE	36	37	38	39	40	41	42	43	44	45	TOTAL
0-4					2			1			5
5-18											1
19-24											
25-49											2
50-64											1
65+											
TOTAL	0	0	0	0	2	0	0	1	0	0	9

GUAM MEMORIAL HOSPITAL  
 INFECTION CONTROL DEPARTMENT  
**GMHA-EMERGENCY DEPARTMENT CLINICAL DIAGNOSES OF INFLUENZA OR  
 FLU-SYNDROME BY WEEK AND PATIENT'S VILLAGE OF RESIDENCE, 2010**  
 (Villages listed geographically from northern-most to southern-most)

VILLAGE	WEEK										TOTAL	RATE Weeks 1-45, 2010
	36	37	38	39	40	41	42	43	44	45		
Yigo	0	0	0	0	0	0	1	0	0	0	10	43.99
Dededo	0	2	0	2	2	2	1	2	5	1	31	61.79
Tamuning	0	0	0	0	0	1	1	1	2	0	6	28.54
Barrigada	0	0	0	0	0	0	1	2	0	0	7	69.31
Mangilao	0	1	0	0	0	0	1	1	2	0	10	54.35
M-T-M	0	1	0	0	0	0	0	1	1	1	12	175.90
Hagatna	0	0	0	0	0	0	0	0	0	0	2	155.76
Agaña Hts	0	0	0	0	0	0	0	0	0	0	0	0
Sinajana	0	0	0	0	1	0	0	0	0	0	1	30.03
Chalan Pago- Ordot	0	0	0	0	0	1	0	0	0	0	3	43.40
Asan-Maina	0	0	0	0	0	0	0	0	0	0	0	0
Piti	0	0	0	0	0	0	0	0	0	0	0	0
Santa Rita	0	0	0	0	1	1	1	2	0	1	6	68.54
Agat	0	0	0	0	0	1	0	1	1	0	4	60.59
Yona	0	0	0	0	0	0	1	0	1	0	5	66.07
Talofof	0	0	0	0	0	0	1	0	0	0	4	106.58
Inarajan	0	0	0	0	0	1	1	0	0	0	2	56.15
Merizo	0	0	0	0	0	0	0	0	0	1	3	118.81
Umatac	0	0	0	0	0	0	0	0	0	0	0	0
Unknown	0	0	0	0	1	0	0	0	0	0	1	-
<b>TOTAL</b>	<b>0</b>	<b>4</b>	<b>0</b>	<b>2</b>	<b>5</b>	<b>7</b>	<b>9</b>	<b>10</b>	<b>12</b>	<b>4</b>	<b>107</b>	<b>59.22</b>

NOTE: Rate = cases per 100,000 population for the specified period.

**GUAM ANIMAL DISEASE (ZONOSSES) REPORTS**  
 REPORTS RECEIVED FOR THE WEEK ENDING 11/13/2010  
**Anaplasmosis – 1 canine**

BUREAU OF COMMUNICABLE DISEASE CONTROL  
 DEPARTMENT OF PUBLIC HEALTH AND SOCIAL SERVICES  
**ISLAND-WIDE COMMUNICABLE DISEASE REPORT**

REPORTS RECEIVED FOR THE WEEK ENDING 11/13/2010

<i>Acinetobacter baumannii</i>	2
<i>Clostridium difficile</i>	2
Chlamydia	25
Conjunctivitis	5
<i>E. coli</i> MDR	4
Gonorrhea	3
Hepatitis B	1
HSV 2	1
MRSA	11
Mumps	1
Streptococcal sore throat	42
Streptococcal disease, other	1
Toxoplasmosis	1

PREVENTIVE MEDICINE DEPARTMENT  
 U.S. NAVAL HOSPITAL GUAM

**PNEUMONIA CASES SEEN IN GUAM MILITARY TREATMENT  
 FACILITIES BY WEEK REPORTED, 2010**

