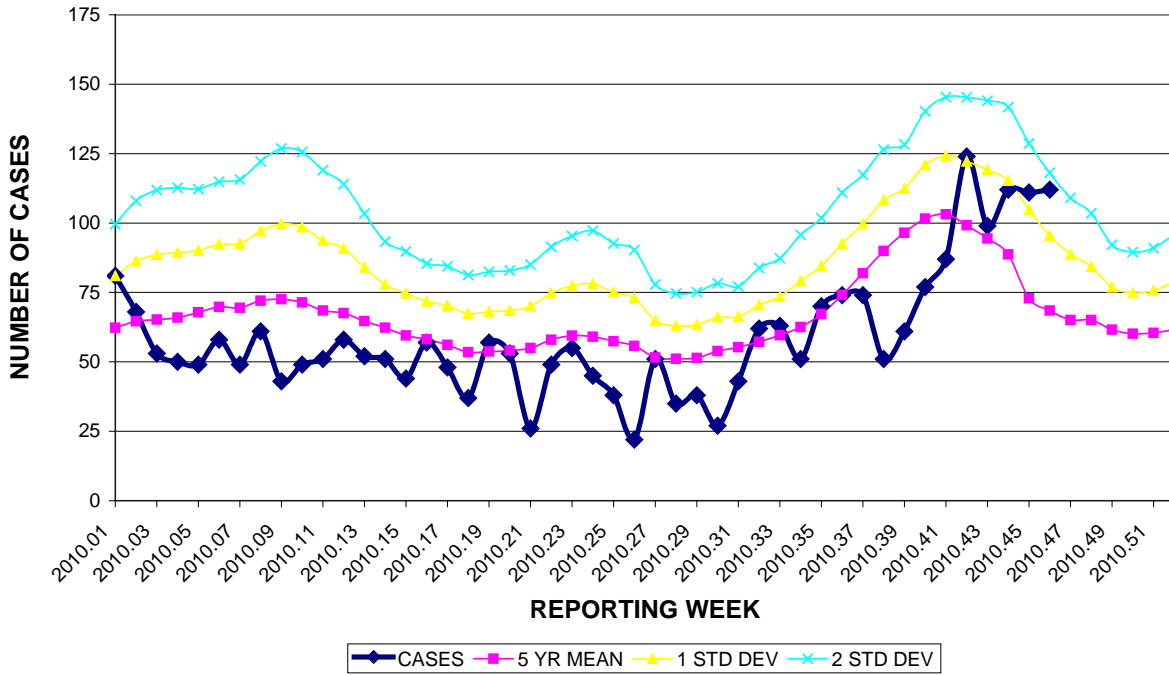


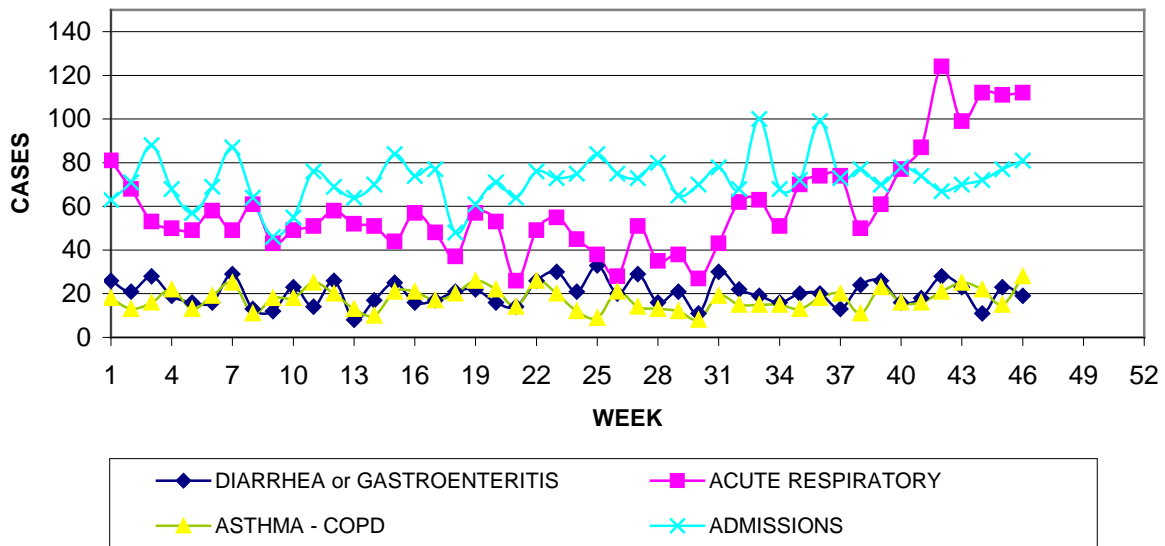
GUAM MEMORIAL HOSPITAL AUTHORITY
 INFECTION CONTROL DEPARTMENT
GUAM EPIDEMIOLOGY NEWSLETTER
 REPORT FOR WEEK ENDING: 11/20//2010 (Reporting week 2010-46)

GUAM REPORTS

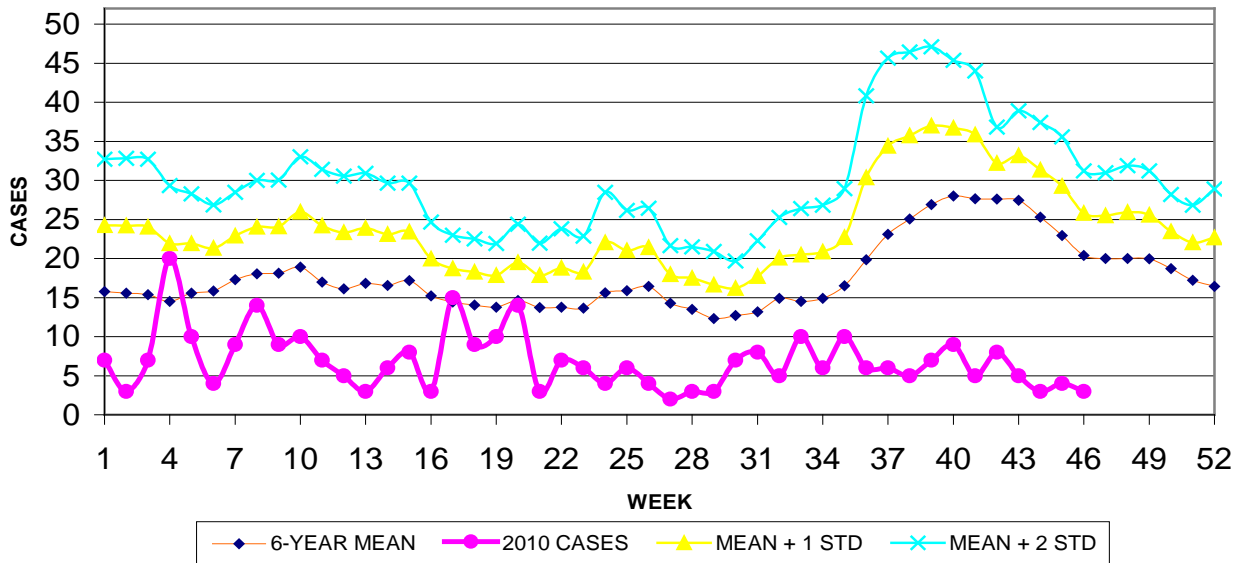
GUAM ACUTE RESPIRATORY DISEASE SURVEILLANCE, 2010
NUMBER OF PATIENTS SEEN IN GMHA-ED BY WEEK SEEN



GUAM SYNDROMIC DISEASE SURVEILLANCE
GMHA-ED PATIENT DIAGNOSES BY WEEK FOR
CALENDAR YEAR 2010



MEDICAL RECORDS AND INFECTION CONTROL DEPARTMENTS
 GUAM MEMORIAL HOSPITAL AUTHORITY
**HOSPITAL INPATIENT DISCHARGES WITH A DIAGNOSIS OF
 PNEUMONIA BY WEEK DISCHARGED, 2010**



GUAM SENTINEL PHYSICIAN INFLUENZA SURVEILLANCE
 REPORTS OF INFLUENZA OR INFLUENZA-LIKE ILLNESSES
 RECEIVED FOR THE WEEK ENDING 11/20/2010

Sporadic - Two cases reported by sentinel physicians
 (ACTIVITY LEVELS: No activity, Sporadic, Local, Regional, Widespread)

Foreign Quarantine & Enteric Diseases Section
 Bureau of Communicable Disease Control
 Guam Department of Public Health & Social Services
H1N1 INFLUENZA SURVEILLANCE, WEEK 46, 2010
 Cumulative 2010: 3 civilian & 0 military cases
NO NEW CASES OF H1N1 CONFIRMED FOR WEEK 46

INFECTION CONTROL DEPARTMENT
 GUAM MEMORIAL HOSPITAL AUTHORITY
**HOSPITALIZATIONS FOR INFLUENZA A or B BY AGE
 AND MORBIDITY REPORTING WEEK, 2010**

AGE	37	38	39	40	41	42	43	44	45	46	TOTAL
0-4				2			1				5
5-18											1
19-24											
25-49											2
50-64											1
65+											
TOTAL	0	0	0	2	0	0	1	0	0	0	9

GUAM MEMORIAL HOSPITAL
 INFECTION CONTROL DEPARTMENT
**GMHA-EMERGENCY DEPARTMENT CLINICAL DIAGNOSES OF INFLUENZA OR
 FLU-SYNDROME BY WEEK AND PATIENT'S VILLAGE OF RESIDENCE, 2010**
 (Villages listed geographically from northern-most to southern-most)

VILLAGE	WEEK										TOTAL	RATE Weeks 1- 45, 2010
	37	38	39	40	41	42	43	44	45	46		
Yigo	0	0	0	0	0	1	0	0	0	1	11	48.39
Dededo	2	0	2	2	2	1	2	5	1	2	33	65.78
Tamuning	0	0	0	0	1	1	1	2	0	0	6	28.54
Barrigada	0	0	0	0	0	1	2	0	0	0	7	69.31
Mangilao	1	0	0	0	0	1	1	2	0	0	10	54.35
M-T-M	1	0	0	0	0	0	1	1	1	2	14	205.22
Hagatna	0	0	0	0	0	0	0	0	0	0	2	155.76
Agaña Hts	0	0	0	0	0	0	0	0	0	1	1	21.74
Sinajana	0	0	0	1	0	0	0	0	0	0	1	30.03
Chalan Pago- Ordot	0	0	0	0	1	0	0	0	0	0	3	43.40
Asan-Maina	0	0	0	0	0	0	0	0	0	0	0	0
Piti	0	0	0	0	0	0	0	0	0	0	0	0
Santa Rita	0	0	0	1	1	1	2	0	1	1	7	79.96
Agat	0	0	0	0	1	0	1	1	0	1	6	75.73
Yona	0	0	0	0	0	1	0	1	0	2	7	92.49
Talofofo	0	0	0	0	0	1	0	0	0	0	4	106.58
Inarajan	0	0	0	0	1	1	0	0	0	0	2	56.15
Merizo	0	0	0	0	0	0	0	0	1	1	4	158.42
Umatac	0	0	0	0	0	0	0	0	0	0	0	0
Unknown	0	0	0	1	0	0	0	0	0	0	1	-
TOTAL	4	0	2	5	7	9	10	12	4	11	118	59.22

NOTE: Rate = cases per 100,000 population for the specified period.

GUAM ANIMAL DISEASE (ZONOSSES) REPORTS
 REPORTS RECEIVED FOR THE WEEK ENDING 11/20/2010
 No cases reported

BUREAU OF COMMUNICABLE DISEASE CONTROL
 DEPARTMENT OF PUBLIC HEALTH AND SOCIAL SERVICES
ISLAND-WIDE COMMUNICABLE DISEASE REPORT

REPORTS RECEIVED FOR THE WEEK ENDING 11/20/2010

<i>Acinetobacter baumannii</i>	1
Chlamydia	13
Conjunctivitis	3
<i>E. coli</i> MDR	1
Gonorrhea	1
MRSA	10
Streptococcal sore throat	7
Streptococcal disease, other	2

PREVENTIVE MEDICINE DEPARTMENT
 U.S. NAVAL HOSPITAL GUAM

**PNEUMONIA CASES SEEN IN GUAM MILITARY TREATMENT
 FACILITIES BY WEEK REPORTED, 2010**

