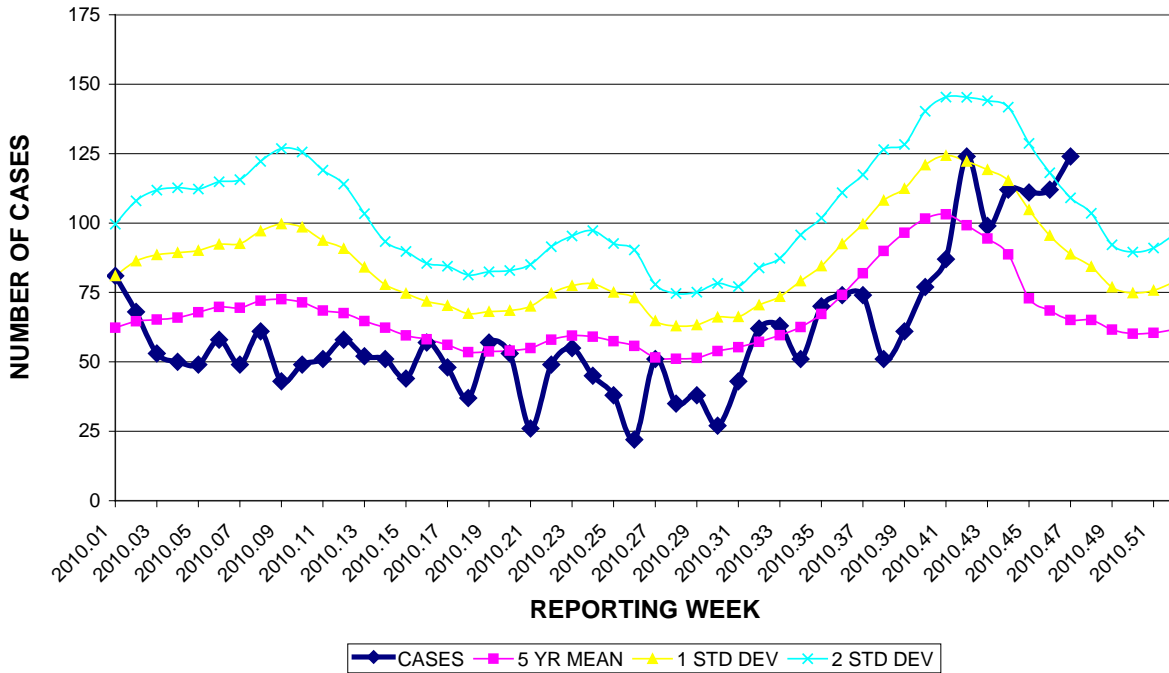


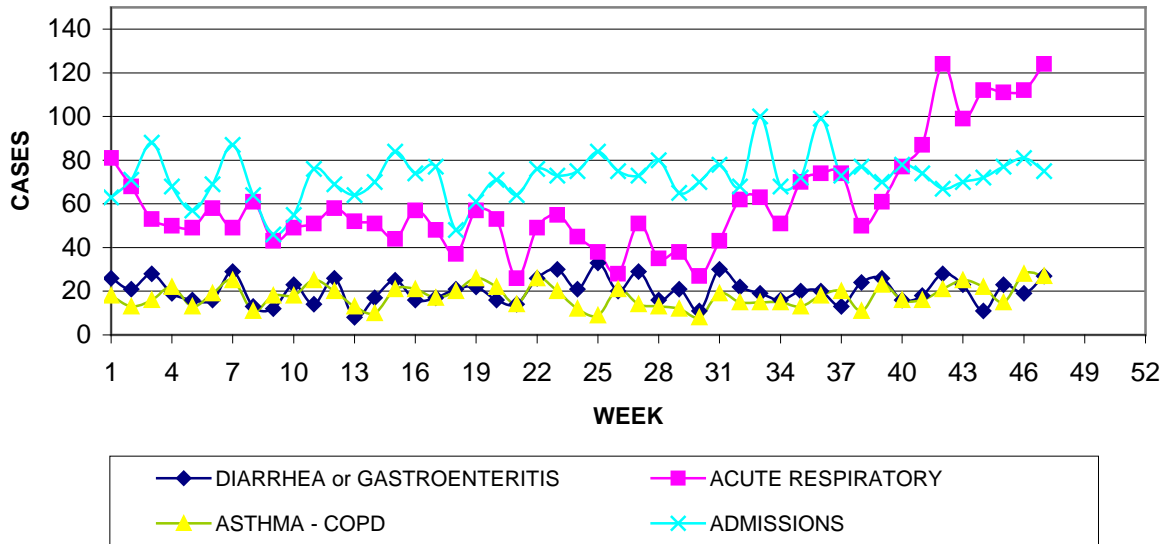
GUAM MEMORIAL HOSPITAL AUTHORITY
 INFECTION CONTROL DEPARTMENT
GUAM EPIDEMIOLOGY NEWSLETTER
 REPORT FOR WEEK ENDING: 11/27//2010 (Reporting week 2010-47)

GUAM REPORTS

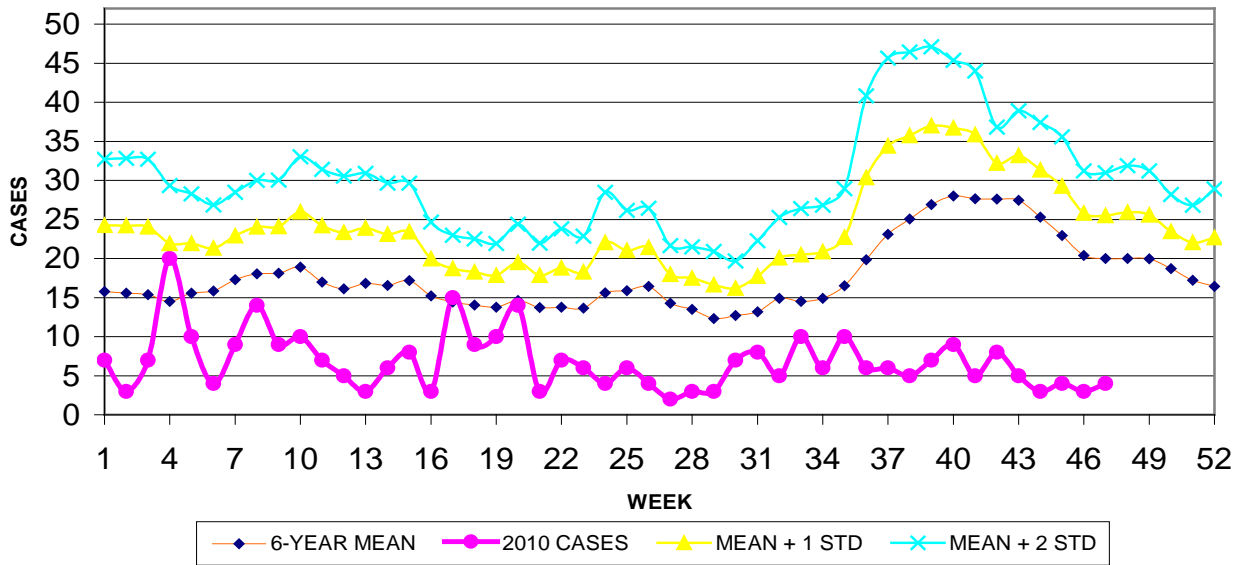
GUAM ACUTE RESPIRATORY DISEASE SURVEILLANCE, 2010
NUMBER OF PATIENTS SEEN IN GMHA-ED BY WEEK SEEN



GUAM SYNDROMIC DISEASE SURVEILLANCE
GMHA-ED PATIENT DIAGNOSES BY WEEK FOR
CALENDAR YEAR 2010



MEDICAL RECORDS AND INFECTION CONTROL DEPARTMENTS
 GUAM MEMORIAL HOSPITAL AUTHORITY
**HOSPITAL INPATIENT DISCHARGES WITH A DIAGNOSIS OF
 PNEUMONIA BY WEEK DISCHARGED, 2010**



GUAM SENTINEL PHYSICIAN INFLUENZA SURVEILLANCE
 REPORTS OF INFLUENZA OR INFLUENZA-LIKE ILLNESSES
 RECEIVED FOR THE WEEK ENDING 11/27/2010

Sporadic - One case reported by sentinel physicians
 (ACTIVITY LEVELS: No activity, Sporadic, Local, Regional, Widespread)

Foreign Quarantine & Enteric Diseases Section
 Bureau of Communicable Disease Control
 Guam Department of Public Health & Social Services
H1N1 INFLUENZA SURVEILLANCE, WEEK 47, 2010
 Cumulative 2010: 3 civilian & 0 military cases
NO NEW CASES OF H1N1 CONFIRMED FOR WEEK 47

INFECTION CONTROL DEPARTMENT
 GUAM MEMORIAL HOSPITAL AUTHORITY
**HOSPITALIZATIONS FOR INFLUENZA A or B BY AGE
 AND MORBIDITY REPORTING WEEK, 2010**

AGE	38	39	40	41	42	43	44	45	46	47	TOTAL
0-4			2			1					5
5-18											1
19-24											
25-49											2
50-64											1
65+											
TOTAL	0	0	2	0	0	1	0	0	0	0	9

GUAM MEMORIAL HOSPITAL
 INFECTION CONTROL DEPARTMENT
**GMHA-EMERGENCY DEPARTMENT CLINICAL DIAGNOSES OF INFLUENZA OR
 FLU-SYNDROME BY WEEK AND PATIENT'S VILLAGE OF RESIDENCE, 2010**
 (Villages listed geographically from northern-most to southern-most)

VILLAGE	WEEK										TOTAL	RATE Weeks 1-45, 2010
	38	39	40	41	42	43	44	45	46	47		
Yigo	0	0	0	0	1	0	0	0	1	2	13	57.19
Dededo	0	2	2	2	1	2	5	1	2	5	38	75.75
Tamuning	0	0	0	1	1	1	2	0	0	1	7	33.30
Barrigada	0	0	0	0	1	2	0	0	0	2	9	89.12
Mangilao	0	0	0	0	1	1	2	0	0	3	13	83.66
M-T-M	0	0	0	0	0	1	1	1	2	0	14	205.22
Hagatna	0	0	0	0	0	0	0	0	0	0	2	155.76
Agaña Hts	0	0	0	0	0	0	0	0	1	0	1	21.74
Sinajana	0	0	1	0	0	0	0	0	0	0	1	30.03
Chalan Pago- Ordot	0	0	0	1	0	0	0	0	0	0	3	43.40
Asan-Maina	0	0	0	0	0	0	0	0	0	1	1	41.00
Piti	0	0	0	0	0	0	0	0	0	0	0	0
Santa Rita	0	0	1	1	1	2	0	1	1	1	8	91.39
Agat	0	0	0	1	0	1	1	0	1	1	6	90.88
Yona	0	0	0	0	1	0	1	0	2	1	8	105.71
Talofofo	0	0	0	0	1	0	0	0	0	0	4	106.58
Inarajan	0	0	0	1	1	0	0	0	0	1	3	84.22
Merizo	0	0	0	0	0	0	0	1	1	1	5	198.02
Umatac	0	0	0	0	0	0	0	0	0	0	0	0
Unknown	0	0	1	0	0	0	0	0	0	0	1	-
TOTAL	0	2	5	7	9	10	12	4	11	19	137	75.82

NOTE: Rate = cases per 100,000 population for the specified period.

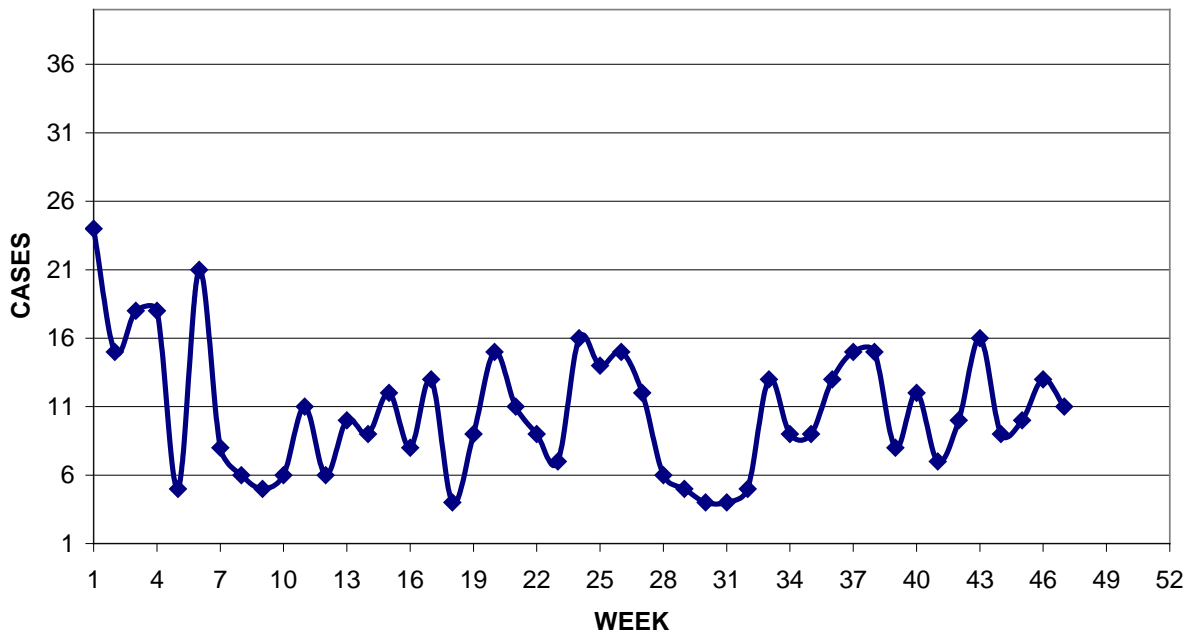
GUAM ANIMAL DISEASE (ZONOSSES) REPORTS
 REPORTS RECEIVED FOR THE WEEK ENDING 11/27/2010
 No cases reported

BUREAU OF COMMUNICABLE DISEASE CONTROL
 DEPARTMENT OF PUBLIC HEALTH AND SOCIAL SERVICES
ISLAND-WIDE COMMUNICABLE DISEASE REPORT

REPORTS RECEIVED FOR THE WEEK ENDING 11/27/2010

Chlamydia	1
Conjunctivitis	3
MRSA	1
Streptococcal sore throat	1
RSV	2
Syphilis	1

PREVENTIVE MEDICINE DEPARTMENT
 U.S. NAVAL HOSPITAL GUAM
**PNEUMONIA CASES SEEN IN GUAM MILITARY TREATMENT
 FACILITIES BY WEEK REPORTED, 2010**



LOCAL NEWS

Week 47 saw the highest number of influenza-like illnesses recorded in the GMH-ER log so far for 2010. The average age of patients diagnosed with an ILI illness was 3.96 years and included 6 females and 13 males (the oldest patient was an 18-year-old male, the youngest a 7-month-old male). Of the 41 patient specimens submitted for influenza rapid test from November 1-27, 1 was positive for influenza B. Of 14 patient specimens submitted for respiratory syncytial virus (RSV) testing during the same period, 5 have been positive and 5 are pending.

Source: Glenda Pangelinan, GMHA Laboratory

W.H.O. INFLUENZA A(H5N1) SURVEILLANCE

WHO reports the cumulative number of confirmed human cases and deaths due to avian influenza (H5N1) at : <http://www.who.int/csr/disease/avian_influenza/en/index.html>. The table below reflects totals provided at this web site as of 5:30 PM, 12/1/2010 Guam-time.

COUNTRY		2003	2004	2005	2006	2007	2008	2009	2010	TOTAL
Azerbaijan	Cases	0	0	0	8	0	0	0	0	8
	Deaths	0	0	0	5	0	0	0	0	5
Bangladesh	Cases	0	0	0	0	0	1	0	0	1
	Deaths	0	0	0	0	0	0	0	0	0
Cambodia	Cases	0	0	4	2	1	1	1	1	10
	Deaths	0	0	4	2	1	0	0	1	8
China	Cases	1	0	8	13	5	4	7	2	40
	Deaths	1	0	5	8	3	4	4	1	26
Djibouti	Cases	0	0	0	1	0	0	0	0	1
	Deaths	0	0	0	0	0	0	0	0	0
Egypt	Cases	0	0	0	18	25	8	39	22	112
	Deaths	0	0	0	10	9	4	4	9	36
Indonesia	Cases	0	0	20	55	42	24	21	8	170
	Deaths	0	0	13	45	37	20	19	7	141
Iraq	Cases	0	0	0	3	0	0	0	0	3
	Deaths	0	0	0	2	0	0	0	0	2
Laos	Cases	0	0	0	0	2	0	0	0	2
	Deaths	0	0	0	0	2	0	0	0	2
Myanmar	Cases	0	0	0	0	1	0	0	0	1
	Deaths	0	0	0	0	0	0	0	0	0
Nigeria	Cases	0	0	0	0	1	0	0	0	1
	Deaths	0	0	0	0	1	0	0	0	1
Pakistan	Cases	0	0	0	0	3	0	0	0	3
	Deaths	0	0	0	0	1	0	0	0	1
Thailand	Cases	0	17	5	3	0	0	0	0	25
	Deaths	0	12	2	3	0	0	0	0	17
Turkey	Cases	0	0	0	12	0	0	0	0	12
	Deaths	0	0	0	4	0	0	0	0	4
Viet Nam	Cases	3	29	61	0	8	6	5	7	119
	Deaths	3	20	19	0	5	5	5	2	59
TOTAL	Cases	4	46	98	115	88	44	73	40	508
	Deaths	4	32	43	79	59	33	32	20	302

NOTE: Total number of cases includes number of deaths. WHO reports only laboratory-confirmed cases. Figures that have changed since last week's report are noted in **BOLD**, the number of new cases is enclosed ()