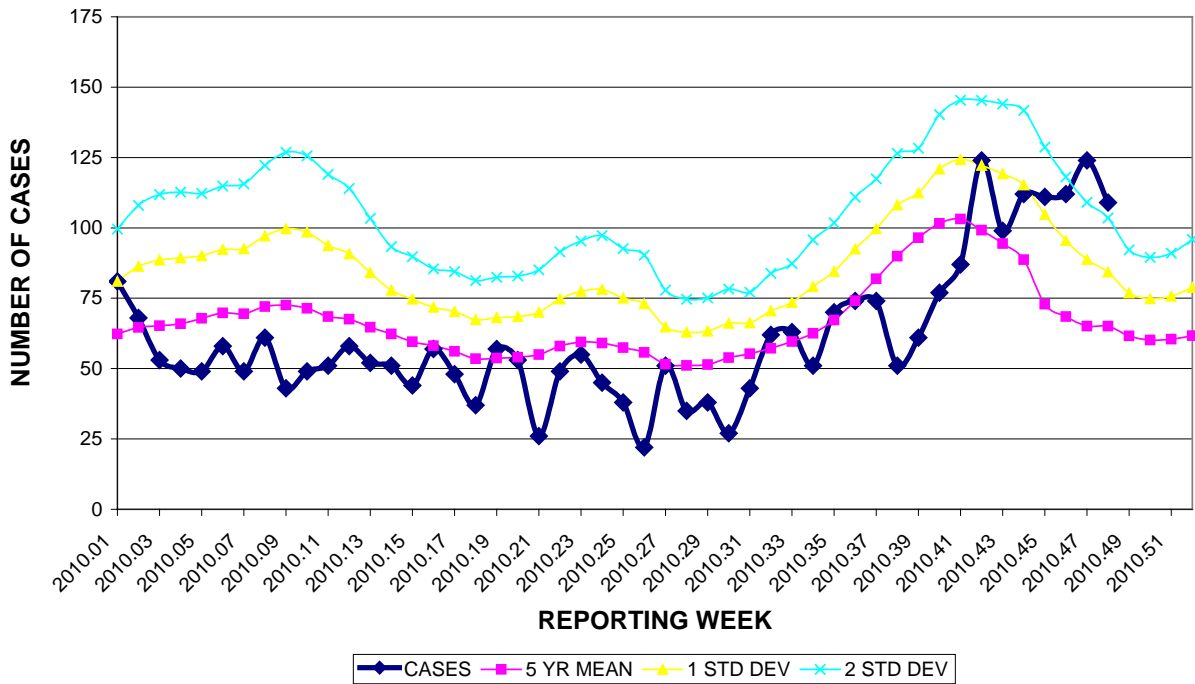


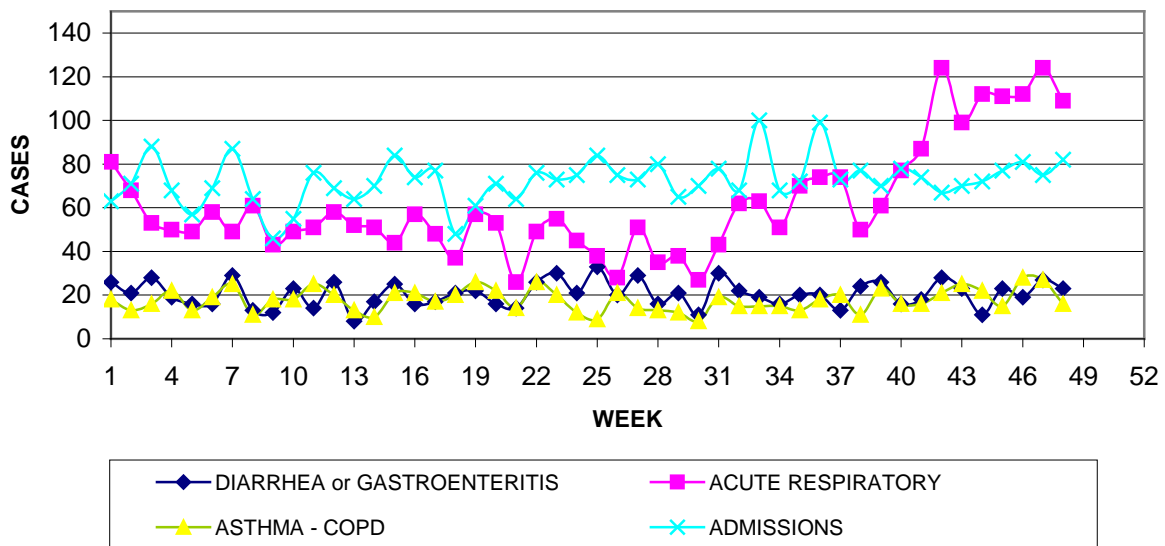
GUAM MEMORIAL HOSPITAL AUTHORITY
 INFECTION CONTROL DEPARTMENT
GUAM EPIDEMIOLOGY NEWSLETTER
 REPORT FOR WEEK ENDING: 12/4//2010 (Reporting week 2010-48)

GUAM REPORTS

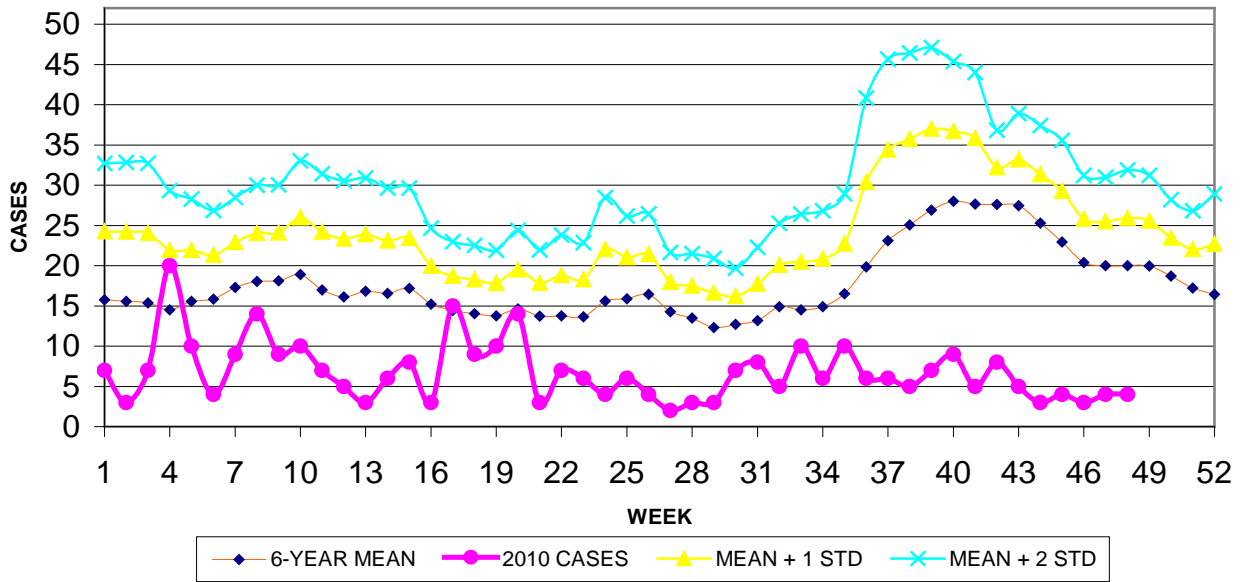
GUAM ACUTE RESPIRATORY DISEASE SURVEILLANCE, 2010
NUMBER OF PATIENTS SEEN IN GMHA-ED BY WEEK SEEN



GUAM SYNDROMIC DISEASE SURVEILLANCE
GMHA-ED PATIENT DIAGNOSES BY WEEK FOR
CALENDAR YEAR 2010



MEDICAL RECORDS AND INFECTION CONTROL DEPARTMENTS
 GUAM MEMORIAL HOSPITAL AUTHORITY
**HOSPITAL INPATIENT DISCHARGES WITH A DIAGNOSIS OF
 PNEUMONIA BY WEEK DISCHARGED, 2010**



GUAM SENTINEL PHYSICIAN INFLUENZA SURVEILLANCE
 REPORTS OF INFLUENZA OR INFLUENZA-LIKE ILLNESSES
 RECEIVED FOR THE WEEK ENDING 12/4/2010

No activity – No cases reported by sentinel physicians
 (ACTIVITY LEVELS: No activity, Sporadic, Local, Regional, Widespread)

Foreign Quarantine & Enteric Diseases Section
 Bureau of Communicable Disease Control

Guam Department of Public Health & Social Services

H1N1 INFLUENZA SURVEILLANCE, WEEK 48, 2010

Cumulative 2010: 3 civilian & 0 military cases

NO NEW CASES OF H1N1 CONFIRMED FOR WEEK 48

INFECTION CONTROL DEPARTMENT
 GUAM MEMORIAL HOSPITAL AUTHORITY

**HOSPITALIZATIONS FOR INFLUENZA A or B BY AGE
 AND MORBIDITY REPORTING WEEK, 2010**

	WEEK										
AGE	39	40	41	42	43	44	45	46	47	48	TOTAL
0-4		2			1						5
5-18											1
19-24											
25-49											2
50-64											1
65+											
TOTAL	0	2	0	0	1	0	0	0	0	0	9

GUAM MEMORIAL HOSPITAL
 INFECTION CONTROL DEPARTMENT
**GMHA-EMERGENCY DEPARTMENT CLINICAL DIAGNOSES OF INFLUENZA OR
 FLU-SYNDROME BY WEEK AND PATIENT'S VILLAGE OF RESIDENCE, 2010**
 (Villages listed geographically from northern-most to southern-most)

VILLAGE	WEEK										TOTAL	RATE Weeks 1- 48, 2010
	39	40	41	42	43	44	45	46	47	48		
Yigo	0	0	0	1	0	0	0	1	2	1	14	61.59
Dededo	2	2	2	1	2	5	1	2	5	1	39	77.74
Tamuning	0	0	1	1	1	2	0	0	1	0	7	33.30
Barrigada	0	0	0	1	2	0	0	0	2	1	10	99.02
Mangilao	0	0	0	1	1	2	0	0	3	0	13	83.66
M-T-M	0	0	0	0	1	1	1	2	0	1	15	219.88
Hagatna	0	0	0	0	0	0	0	0	0	0	2	155.76
Agaña Hts	0	0	0	0	0	0	0	1	0	0	1	21.74
Sinajana	0	1	0	0	0	0	0	0	0	0	1	30.03
Chalan Pago- Ordot	0	0	1	0	0	0	0	0	0	1	4	57.86
Asan-Maina	0	0	0	0	0	0	0	0	1	0	1	41.00
Piti	0	0	0	0	0	0	0	0	0	0	0	0
Santa Rita	0	1	1	1	2	0	1	1	1	1	9	102.81
Agat	0	0	1	0	1	1	0	1	1	0	6	90.88
Yona	0	0	0	1	0	1	0	2	1	0	8	105.71
Talofof	0	0	0	1	0	0	0	0	0	1	5	133.23
Inarajan	0	0	1	1	0	0	0	0	1	0	3	84.22
Merizo	0	0	0	0	0	0	1	1	1	0	5	198.02
Umatac	0	0	0	0	0	0	0	0	0	0	0	0
Unknown	0	1	0	0	0	0	0	0	0	0	1	-
TOTAL	2	5	7	9	10	12	4	11	19	7	144	79.69

NOTE: Rate = cases per 100,000 population for the specified period.

GUAM ANIMAL DISEASE (ZONOSSES) REPORTS
 REPORTS RECEIVED FOR THE WEEK ENDING 12/4/2010
 No cases reported

BUREAU OF COMMUNICABLE DISEASE CONTROL
 DEPARTMENT OF PUBLIC HEALTH AND SOCIAL SERVICES
ISLAND-WIDE COMMUNICABLE DISEASE REPORT

REPORTS RECEIVED FOR THE WEEK ENDING 12/4/2010

<i>Acinetobacter baumani</i> MDR	1
<i>Clostridium difficile</i>	2
Chlamydia	9
Conjunctivitis	11
<i>E. coli</i> MDR	1
Gonorrhea	5
Hepatitis A	1
Hepatitis B	2
HPV 2	1
HSV 1	1
MRSA	8
RSV	2
Streptococcal sore throat	3
Streptococcal disease, other	3
Tuberculosis	2

PREVENTIVE MEDICINE DEPARTMENT
 U.S. NAVAL HOSPITAL GUAM

**PNEUMONIA CASES SEEN IN GUAM MILITARY TREATMENT
 FACILITIES BY WEEK REPORTED, 2010**

