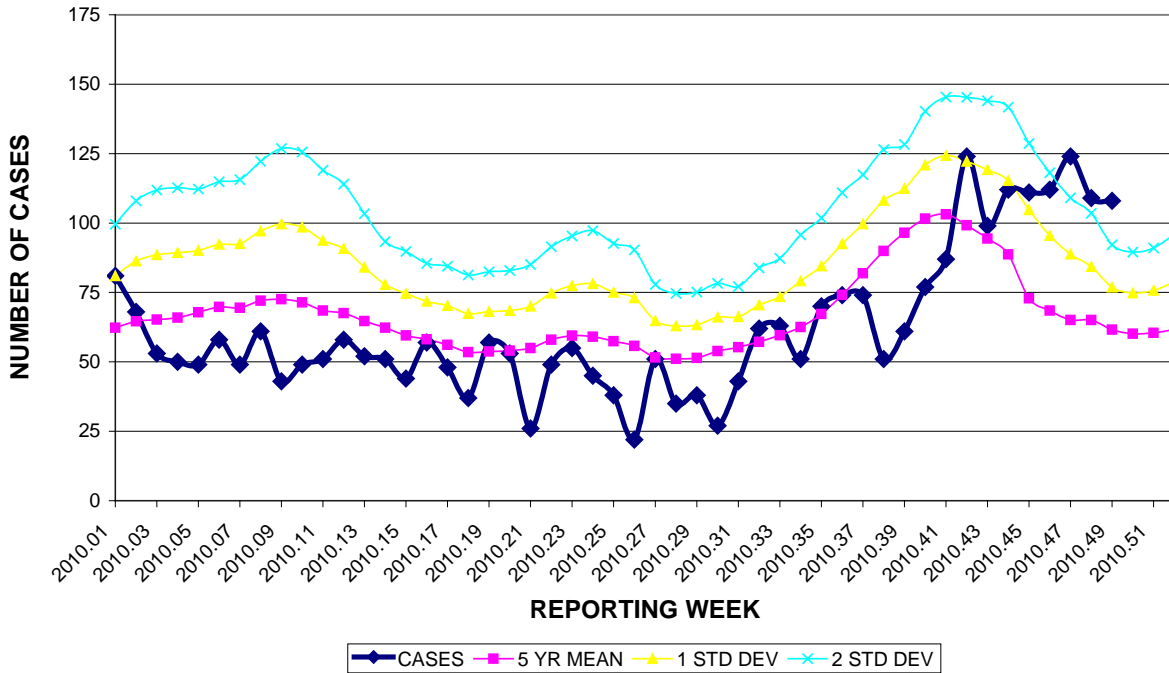


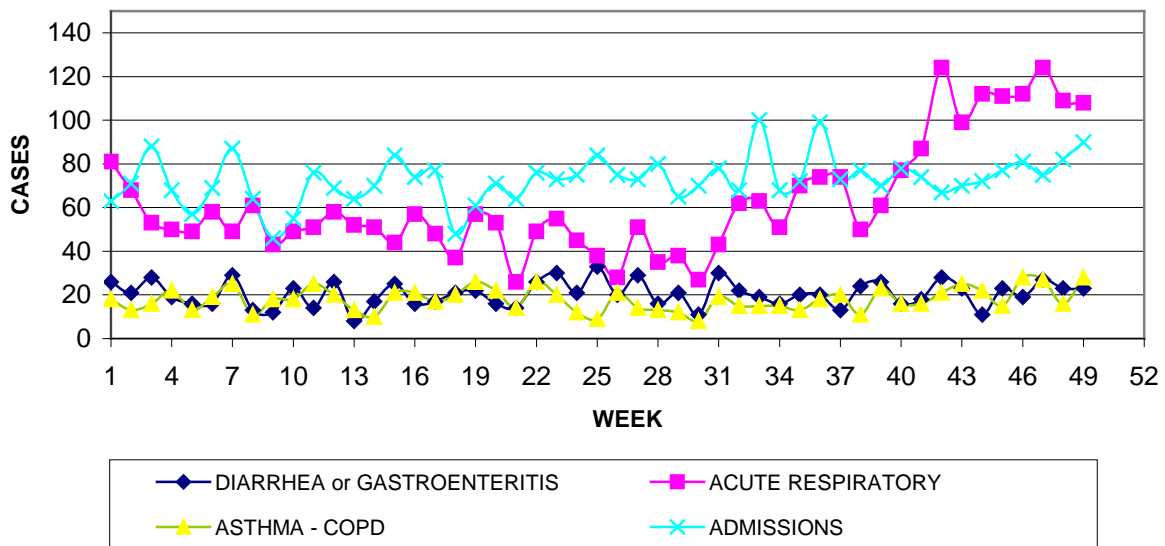
GUAM MEMORIAL HOSPITAL AUTHORITY  
 INFECTION CONTROL DEPARTMENT  
**GUAM EPIDEMIOLOGY NEWSLETTER**  
 REPORT FOR WEEK ENDING: 12/11//2010 (Reporting week 2010-49)

GUAM REPORTS

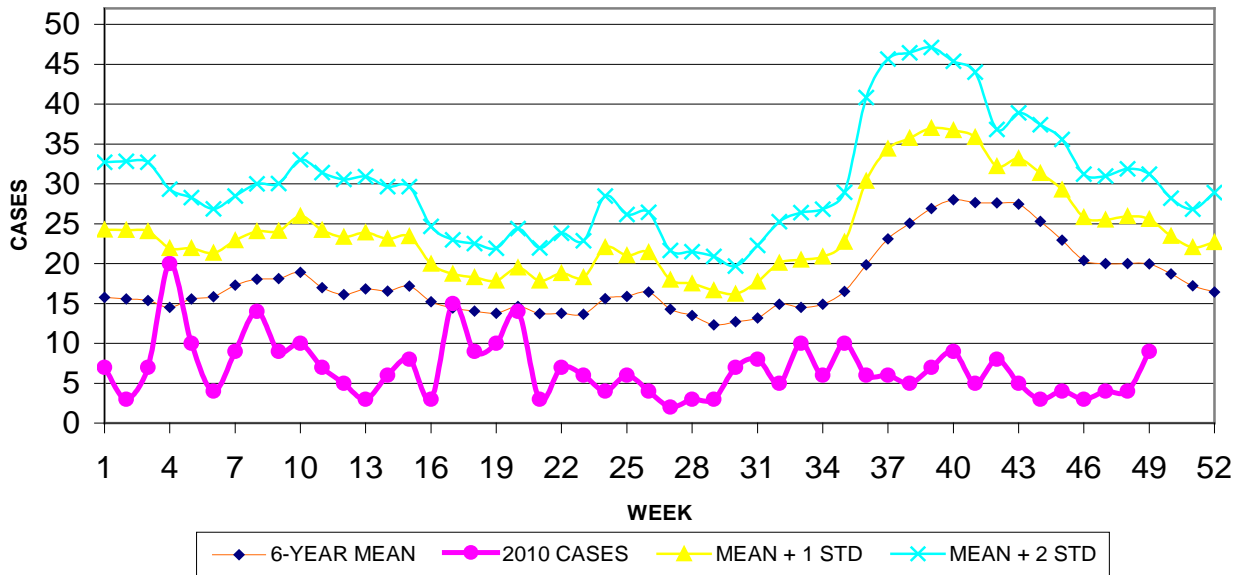
**GUAM ACUTE RESPIRATORY DISEASE SURVEILLANCE, 2010**  
**NUMBER OF PATIENTS SEEN IN GMHA-ED BY WEEK SEEN**



GUAM SYNDROMIC DISEASE SURVEILLANCE  
**GMHA-ED PATIENT DIAGNOSES BY WEEK FOR**  
**CALENDAR YEAR 2010**



MEDICAL RECORDS AND INFECTION CONTROL DEPARTMENTS  
 GUAM MEMORIAL HOSPITAL AUTHORITY  
**HOSPITAL INPATIENT DISCHARGES WITH A DIAGNOSIS OF  
 PNEUMONIA BY WEEK DISCHARGED, 2010**



**GUAM SENTINEL PHYSICIAN INFLUENZA SURVEILLANCE**  
 REPORTS OF INFLUENZA OR INFLUENZA-LIKE ILLNESSES  
 RECEIVED FOR THE WEEK ENDING 12/11/2010

**No activity** – No cases reported by sentinel physicians  
 (ACTIVITY LEVELS: No activity, Sporadic, Local, Regional, Widespread)

Foreign Quarantine & Enteric Diseases Section  
 Bureau of Communicable Disease Control

**Guam Department of Public Health & Social Services**  
**H1N1 INFLUENZA SURVEILLANCE, WEEK 49, 2010**

Cumulative 2010: 3 civilian & 0 military cases  
**NO NEW CASES OF H1N1 CONFIRMED FOR WEEK 49**

INFECTION CONTROL DEPARTMENT  
 GUAM MEMORIAL HOSPITAL AUTHORITY

**HOSPITALIZATIONS FOR INFLUENZA A or B BY AGE  
 AND MORBIDITY REPORTING WEEK, 2010**

	WEEK										
AGE	40	41	42	43	44	45	46	47	48	49	TOTAL
0-4	2			1							5
5-18											1
19-24											
25-49											2
50-64											1
65+											
TOTAL	2	0	0	1	0	0	0	0	0	0	9

GUAM MEMORIAL HOSPITAL  
 INFECTION CONTROL DEPARTMENT  
**GMHA-EMERGENCY DEPARTMENT CLINICAL DIAGNOSES OF INFLUENZA OR  
 FLU-SYNDROME BY WEEK AND PATIENT'S VILLAGE OF RESIDENCE, 2010**  
 (Villages listed geographically from northern-most to southern-most)

VILLAGE	WEEK										TOTAL	RATE Weeks 1- 49, 2010
	40	41	42	43	44	45	46	47	48	49		
Yigo	0	0	1	0	0	0	1	2	1	2	16	70.39
Dededo	2	2	1	2	5	1	2	5	1	2	41	81.73
Tamuning	0	1	1	1	2	0	0	1	0	1	8	38.05
Barrigada	0	0	1	2	0	0	0	2	1	1	11	108.92
Mangilao	0	0	1	1	2	0	0	3	0	0	13	83.66
M-T-M	0	0	0	1	1	1	2	0	1	1	16	234.54
Hagatna	0	0	0	0	0	0	0	0	0	1	3	233.64
Agaña Hts	0	0	0	0	0	0	1	0	0	0	1	21.74
Sinajana	1	0	0	0	0	0	0	0	0	0	1	30.03
Chalan Pago- Ordot	0	1	0	0	0	0	0	0	1	0	4	57.86
Asan-Maina	0	0	0	0	0	0	0	1	0	0	1	41.00
Piti	0	0	0	0	0	0	0	0	0	0	0	0
Santa Rita	1	1	1	2	0	1	1	1	1	0	9	102.81
Agat	0	1	0	1	1	0	1	1	0	0	6	90.88
Yona	0	0	1	0	1	0	2	1	0	0	8	105.71
Talofofu	0	0	1	0	0	0	0	0	1	0	5	133.23
Inarajan	0	1	1	0	0	0	0	1	0	0	3	84.22
Merizo	0	0	0	0	0	1	1	1	0	0	5	198.02
Umatac	0	0	0	0	0	0	0	0	0	0	0	0
Unknown	1	0	0	0	0	0	0	0	0	0	1	-
<b>TOTAL</b>	<b>5</b>	<b>7</b>	<b>9</b>	<b>10</b>	<b>12</b>	<b>4</b>	<b>11</b>	<b>19</b>	<b>7</b>	<b>8</b>	<b>152</b>	<b>84.12</b>

NOTE: Rate = cases per 100,000 population for the specified period.

**GUAM ANIMAL DISEASE (ZONOSSES) REPORTS**  
 REPORTS RECEIVED FOR THE WEEK ENDING 12/11/2010  
**Anaplasmosis** – 1 canine case reported

BUREAU OF COMMUNICABLE DISEASE CONTROL  
 DEPARTMENT OF PUBLIC HEALTH AND SOCIAL SERVICES  
**ISLAND-WIDE COMMUNICABLE DISEASE REPORT**

REPORTS RECEIVED FOR THE WEEK ENDING 12/11/2010

<i>Acinetobacter baumannii</i> MDR	2
Chlamydia	33
Conjunctivitis	4
<i>E. coli</i> MDR	1
Gonorrhea	4
Hepatitis B	2
Hepatitis C	1
HPV 2	1
HSV 2	1
<i>Klebsiella</i> MDR	1
MRSA	18
RSV	6
Streptococcal sore throat	26
Streptococcal disease, other	3
Tuberculosis	2
VRE	1

PREVENTIVE MEDICINE DEPARTMENT  
 U.S. NAVAL HOSPITAL GUAM

**PNEUMONIA CASES SEEN IN GUAM MILITARY TREATMENT  
 FACILITIES BY WEEK REPORTED, 2010**

