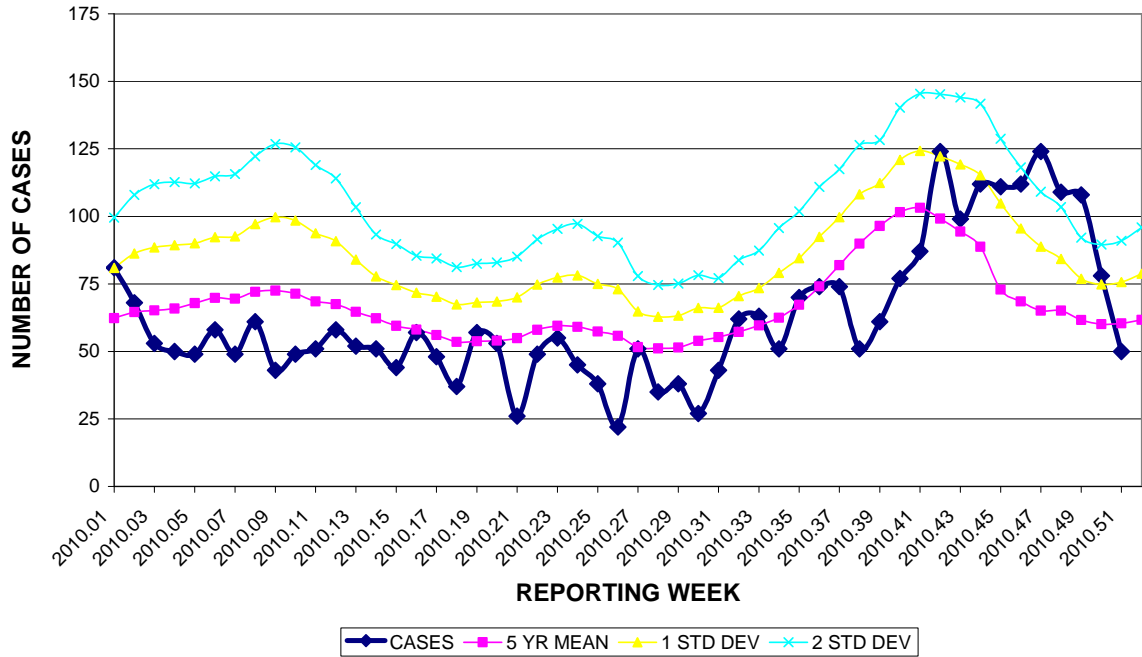


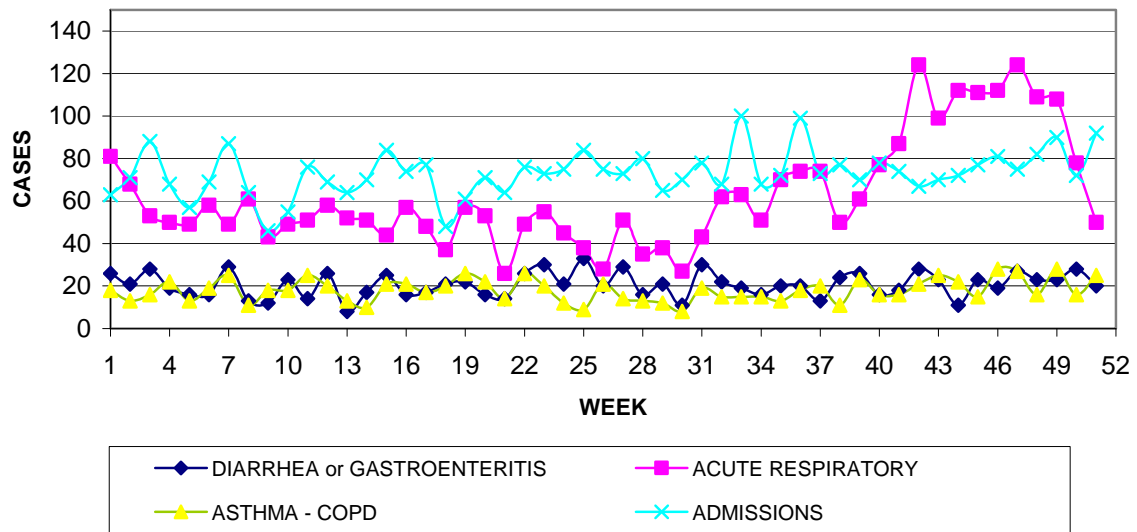
GUAM MEMORIAL HOSPITAL AUTHORITY
 INFECTION CONTROL DEPARTMENT
GUAM EPIDEMIOLOGY NEWSLETTER
 REPORT FOR WEEK ENDING: 12/25//2010 (Reporting week 2010-51)

GUAM REPORTS

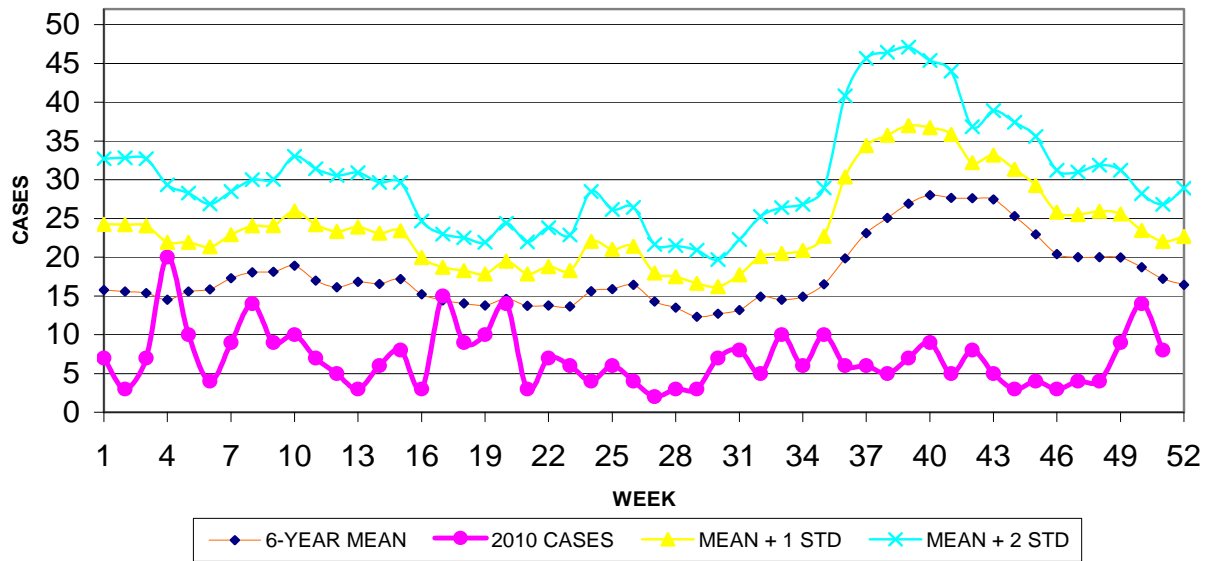
**GUAM ACUTE RESPIRATORY DISEASE SURVEILLANCE, 2010
 NUMBER OF PATIENTS SEEN IN GMHA-ED BY WEEK SEEN**



**GUAM SYNDROMIC DISEASE SURVEILLANCE
 GMHA-ED PATIENT DIAGNOSES BY WEEK FOR
 CALENDAR YEAR 2010**



MEDICAL RECORDS AND INFECTION CONTROL DEPARTMENTS
 GUAM MEMORIAL HOSPITAL AUTHORITY
**HOSPITAL INPATIENT DISCHARGES WITH A DIAGNOSIS OF
 PNEUMONIA BY WEEK DISCHARGED, 2010**



GUAM SENTINEL PHYSICIAN INFLUENZA SURVEILLANCE
 REPORTS OF INFLUENZA OR INFLUENZA-LIKE ILLNESSES
 RECEIVED FOR THE WEEK ENDING 12/25/2010

No activity - No cases reported by sentinel physicians
 (ACTIVITY LEVELS: No activity, Sporadic, Local, Regional, Widespread)

Foreign Quarantine & Enteric Diseases Section
 Bureau of Communicable Disease Control
 Guam Department of Public Health & Social Services
H1N1 INFLUENZA SURVEILLANCE, WEEK 51, 2010
 Cumulative 2010: 3 civilian & 0 military cases
NO NEW CASES OF H1N1 CONFIRMED FOR WEEK 51

INFECTION CONTROL DEPARTMENT
 GUAM MEMORIAL HOSPITAL AUTHORITY
**HOSPITALIZATIONS FOR INFLUENZA A or B BY AGE
 AND MORBIDITY REPORTING WEEK, 2010**

AGE	42	43	44	45	46	47	48	49	50	51	TOTAL
0-4		1									5
5-18											1
19-24											
25-49											2
50-64											1
65+											
TOTAL	0	1	0	0	0	0	0	0	0	0	9

GUAM MEMORIAL HOSPITAL
INFECTION CONTROL DEPARTMENT
**GMHA-EMERGENCY DEPARTMENT CLINICAL DIAGNOSES OF INFLUENZA OR
FLU-SYNDROME BY WEEK AND PATIENT'S VILLAGE OF RESIDENCE, 2010**
(Villages listed geographically from northern-most to southern-most)

VILLAGE	WEEK										TOTAL	RATE Weeks 1- 51, 2010
	42	43	44	45	46	47	48	49	50	51		
Yigo	1	0	0	0	1	2	1	2	0	1	17	74.79
Dededo	1	2	5	1	2	5	1	2	2	2	45	89.70
Tamuning	1	1	2	0	0	1	0	1	1	1	10	47.56
Barrigada	1	2	0	0	0	2	1	1	0	0	11	108.92
Mangilao	1	1	2	0	0	3	0	0	2	2	17	109.40
M-T-M	0	1	1	1	2	0	1	1	1	0	17	249.19
Hagatna	0	0	0	0	0	0	0	1	0	0	3	233.64
Agaña Hts	0	0	0	0	1	0	0	0	0	0	1	21.74
Sinajana	0	0	0	0	0	0	0	0	0	0	1	30.03
Chalan Pago- Ordot	0	0	0	0	0	0	1	0	0	0	4	57.86
Asan-Maina	0	0	0	0	0	1	0	0	0	0	1	41.00
Piti	0	0	0	0	0	0	0	0	0	0	0	0
Santa Rita	1	2	0	1	1	1	1	0	0	0	9	102.81
Agat	0	1	1	0	1	1	0	0	0	0	6	90.88
Yona	1	0	1	0	2	1	0	0	0	0	8	105.71
Talofof	1	0	0	0	0	0	1	0	0	0	5	133.23
Inarajan	1	0	0	0	0	1	0	0	0	0	3	84.22
Merizo	0	0	0	1	1	1	0	0	0	0	5	198.02
Umatac	0	0	0	0	0	0	0	0	0	0	0	0
Unknown	0	0	0	0	0	0	0	0	0	0	1	-
TOTAL	9	10	12	4	11	19	7	8	6	6	164	90.76

NOTE: Rate = cases per 100,000 population for the specified period.

GUAM ANIMAL DISEASE (ZONOSSES) REPORTS
REPORTS RECEIVED FOR THE WEEK ENDING 12/25/2010

Anaplasmosis – 1 canine case reported

BUREAU OF COMMUNICABLE DISEASE CONTROL
 DEPARTMENT OF PUBLIC HEALTH AND SOCIAL SERVICES
ISLAND-WIDE COMMUNICABLE DISEASE REPORT

REPORTS RECEIVED FOR THE WEEK ENDING 12/25/2010

Chickenpox	1
Chlamydia	9
<i>Clostridium difficile</i>	3
Conjunctivitis	3
Cytomegalovirus	1
Gonorrhea	2
Gram negative rods* MDR	8
Hepatitis A	2
Hepatitis B	1
Hepatitis C	1
HSV 1	1
MRSA	14
RSV	2
Streptococcal sore throat	4
Streptococcal disease, other	6
Tuberculosis	3
VRE	1

* Not otherwise defined.

PREVENTIVE MEDICINE DEPARTMENT
 U.S. NAVAL HOSPITAL GUAM

**PNEUMONIA CASES SEEN IN GUAM MILITARY TREATMENT
 FACILITIES BY WEEK REPORTED, 2010**

