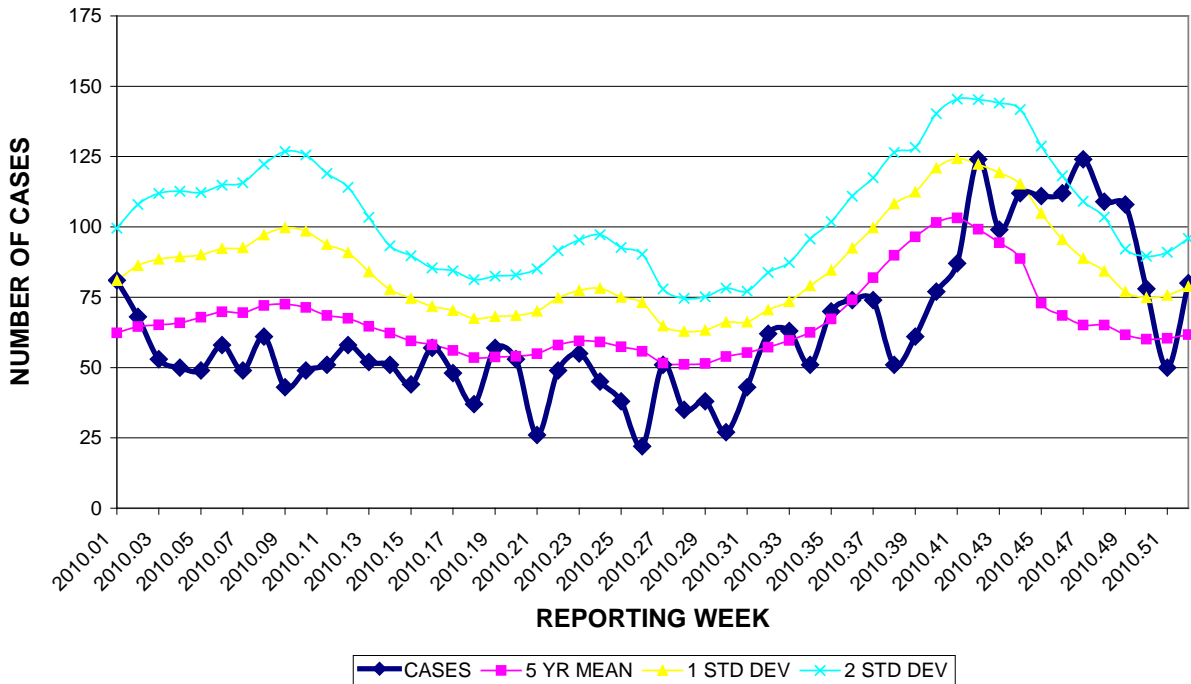


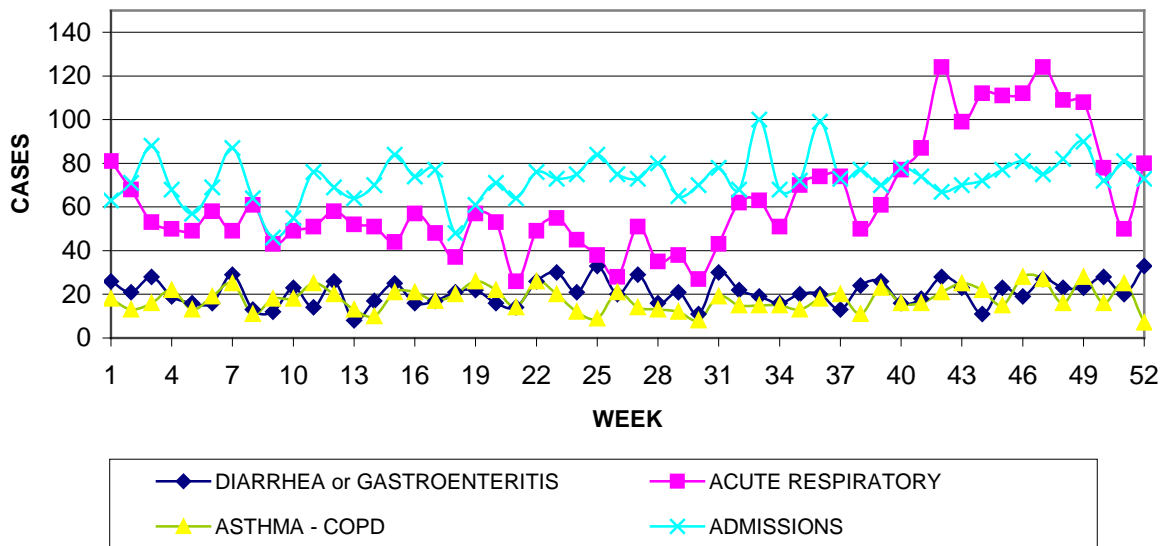
GUAM MEMORIAL HOSPITAL AUTHORITY
 INFECTION CONTROL DEPARTMENT
GUAM EPIDEMIOLOGY NEWSLETTER
 REPORT FOR WEEK ENDING: 1/1//2011 (Reporting week 2010-52)

GUAM REPORTS

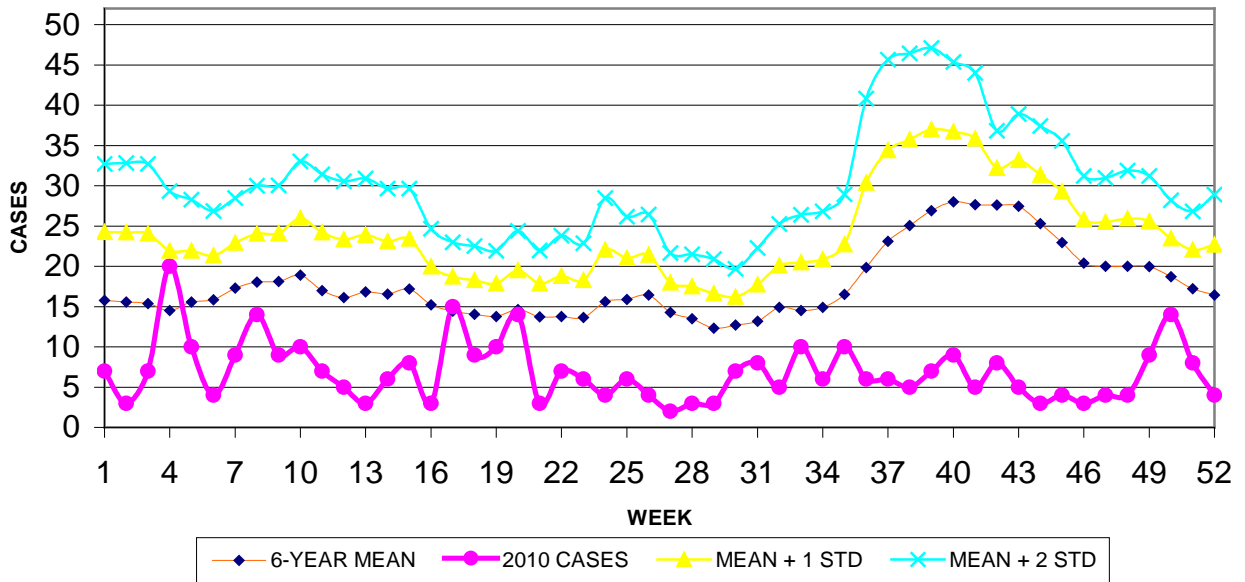
GUAM ACUTE RESPIRATORY DISEASE SURVEILLANCE, 2010
NUMBER OF PATIENTS SEEN IN GMHA-ED BY WEEK SEEN



GUAM SYNDROMIC DISEASE SURVEILLANCE
GMHA-ED PATIENT DIAGNOSES BY WEEK FOR
CALENDAR YEAR 2010



MEDICAL RECORDS AND INFECTION CONTROL DEPARTMENTS
 GUAM MEMORIAL HOSPITAL AUTHORITY
**HOSPITAL INPATIENT DISCHARGES WITH A DIAGNOSIS OF
 PNEUMONIA BY WEEK DISCHARGED, 2010**



GUAM SENTINEL PHYSICIAN INFLUENZA SURVEILLANCE
 REPORTS OF INFLUENZA OR INFLUENZA-LIKE ILLNESSES
 RECEIVED FOR THE WEEK ENDING 1/1/2011

Sporadic activity – One case reported by sentinel physicians

(ACTIVITY LEVELS: No activity, Sporadic, Local, Regional, Widespread)

Foreign Quarantine & Enteric Diseases Section
 Bureau of Communicable Disease Control
 Guam Department of Public Health & Social Services
H1N1 INFLUENZA SURVEILLANCE, WEEK 52, 2010
 Cumulative 2010: 3 civilian & 0 military cases
NO NEW CASES OF H1N1 CONFIRMED FOR WEEK 52

INFECTION CONTROL DEPARTMENT
 GUAM MEMORIAL HOSPITAL AUTHORITY
**HOSPITALIZATIONS FOR INFLUENZA A or B BY AGE
 AND MORBIDITY REPORTING WEEK, 2010**

AGE	43	44	45	46	47	48	49	50	51	52	TOTAL
0-4	1										5
5-18											1
19-24											
25-49											2
50-64											1
65+											
TOTAL	1	0	0	0	0	0	0	0	0	0	9

GUAM MEMORIAL HOSPITAL
 INFECTION CONTROL DEPARTMENT
**GMHA-EMERGENCY DEPARTMENT CLINICAL DIAGNOSES OF INFLUENZA OR
 FLU-SYNDROME BY WEEK AND PATIENT'S VILLAGE OF RESIDENCE, 2010**
 (Villages listed geographically from northern-most to southern-most)

WEEK

VILLAGE	43	44	45	46	47	48	49	50	51	52	TOTAL	RATE Weeks 1- 52, 2010
Yigo	0	0	0	1	2	1	2	0	1	0	17	74.79
Dededo	2	5	1	2	5	1	2	2	2	4	49	118.92
Tamuning	1	2	0	0	1	0	1	1	1	0	10	47.56
Barrigada	2	0	0	0	2	1	1	0	0	0	11	108.92
Mangilao	1	2	0	0	3	0	0	2	2	0	17	109.40
M-T-M	1	1	1	2	0	1	1	1	0	0	17	249.19
Hagatna	0	0	0	0	0	0	1	0	0	0	3	233.64
Agaña Hts	0	0	0	1	0	0	0	0	0	0	1	21.74
Sinajana	0	0	0	0	0	0	0	0	0	0	1	30.03
Chalan Pago- Ordot	0	0	0	0	0	1	0	0	0	1	5	72.33
Asan-Maina	0	0	0	0	1	0	0	0	0	0	1	41.00
Piti	0	0	0	0	0	0	0	0	0	0	0	0
Santa Rita	2	0	1	1	1	1	0	0	0	0	9	102.81
Agat	1	1	0	1	1	0	0	0	0	0	6	90.88
Yona	0	1	0	2	1	0	0	0	0	1	9	118.92
Talofofo	0	0	0	0	0	1	0	0	0	0	5	133.23
Inarajan	0	0	0	0	1	0	0	0	0	1	4	112.30
Merizo	0	0	1	1	1	0	0	0	0	0	5	198.02
Umatac	0	0	0	0	0	0	0	0	0	0	0	0
Unknown	0	0	0	0	0	0	0	0	0	1	2	-
TOTAL	10	12	4	11	19	7	8	6	6	8	172	95.19

NOTE: Rate = cases per 100,000 population for the specified period.

GUAM ANIMAL DISEASE (ZONOSSES) REPORTS

REPORTS RECEIVED FOR THE WEEK ENDING 1/1/2011

Anaplasmosis – 2 canine cases reported

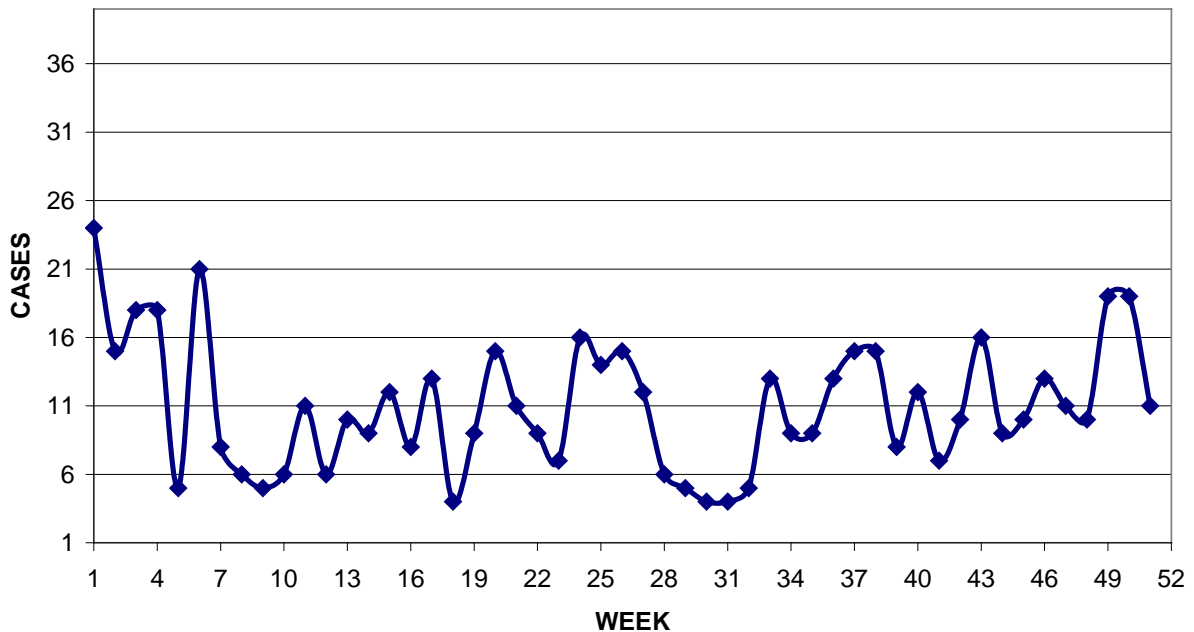
BUREAU OF COMMUNICABLE DISEASE CONTROL
 DEPARTMENT OF PUBLIC HEALTH AND SOCIAL SERVICES
ISLAND-WIDE COMMUNICABLE DISEASE REPORT

REPORTS RECEIVED FOR THE WEEK ENDING 1/1/2011

AIDS	1
Chlamydia	6
Conjunctivitis	4
Gonorrhea	1
HIV	1
Influenza A*	3
Mumps	2
RSV	5
Streptococcal sore throat	15

- Visitors from Japan, reported by a private clinic

PREVENTIVE MEDICINE DEPARTMENT
 U.S. NAVAL HOSPITAL GUAM
**PNEUMONIA CASES SEEN IN GUAM MILITARY TREATMENT
 FACILITIES BY WEEK REPORTED, 2010**



W.H.O. INFLUENZA A(H5N1) SURVEILLANCE

WHO reports the cumulative number of confirmed human cases and deaths due to avian influenza (H5N1) at : <http://www.who.int/csr/disease/avian_influenza/en/index.html>. The table below reflects totals provided at this web site as of 9:00 PM, 1/12/2011 Guam-time.

COUNTRY		2003	2004	2005	2006	2007	2008	2009	2010	TOTAL
Azerbaijan	Cases	0	0	0	8	0	0	0	0	8
	Deaths	0	0	0	5	0	0	0	0	5
Bangladesh	Cases	0	0	0	0	0	1	0	0	1
	Deaths	0	0	0	0	0	0	0	0	0
Cambodia	Cases	0	0	4	2	1	1	1	1	10
	Deaths	0	0	4	2	1	0	0	1	8
China	Cases	1	0	8	13	5	4	7	2	40
	Deaths	1	0	5	8	3	4	4	1	26
Djibouti	Cases	0	0	0	1	0	0	0	0	1
	Deaths	0	0	0	0	0	0	0	0	0
Egypt	Cases	0	0	0	18	25	8	39	25(2)	115(2)
	Deaths	0	0	0	10	9	4	4	11(1)	38(1)
Indonesia	Cases	0	0	20	55	42	24	21	9	171
	Deaths	0	0	13	45	37	20	19	7	141
Iraq	Cases	0	0	0	3	0	0	0	0	3
	Deaths	0	0	0	2	0	0	0	0	2
Laos	Cases	0	0	0	0	2	0	0	0	2
	Deaths	0	0	0	0	2	0	0	0	2
Myanmar	Cases	0	0	0	0	1	0	0	0	1
	Deaths	0	0	0	0	0	0	0	0	0
Nigeria	Cases	0	0	0	0	1	0	0	0	1
	Deaths	0	0	0	0	1	0	0	0	1
Pakistan	Cases	0	0	0	0	3	0	0	0	3
	Deaths	0	0	0	0	1	0	0	0	1
Thailand	Cases	0	17	5	3	0	0	0	0	25
	Deaths	0	12	2	3	0	0	0	0	17
Turkey	Cases	0	0	0	12	0	0	0	0	12
	Deaths	0	0	0	4	0	0	0	0	4
Viet Nam	Cases	3	29	61	0	8	6	5	7	119
	Deaths	3	20	19	0	5	5	5	2	59
TOTAL	Cases	4	46	98	115	88	44	73	44(2)	512(2)
	Deaths	4	32	43	79	59	33	32	22(1)	304(1)

NOTE: Total number of cases includes number of deaths. WHO reports only laboratory-confirmed cases. Figures that have changed since last week's report are noted in **BOLD**, the number of new cases is enclosed ()