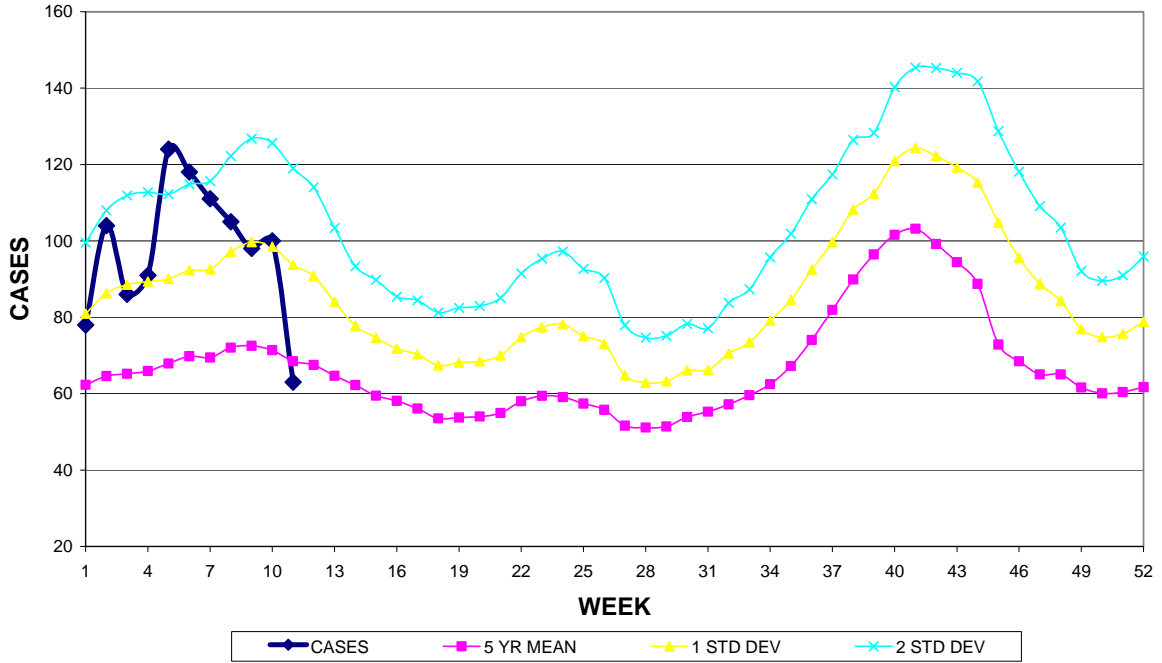


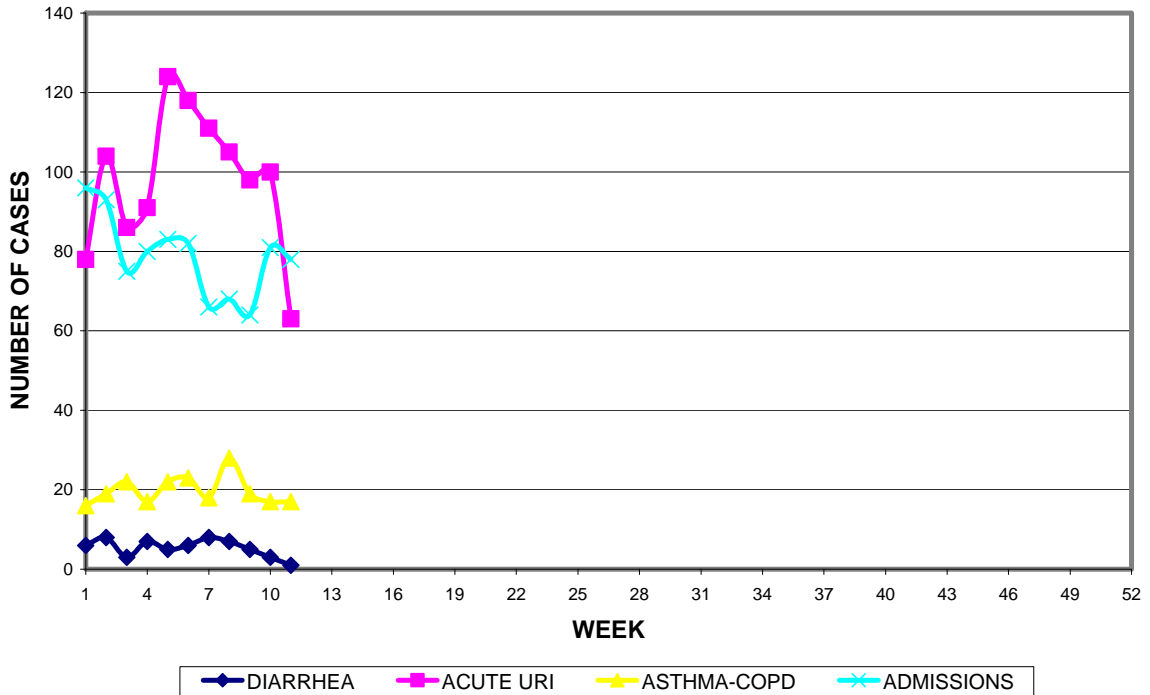
GUAM MEMORIAL HOSPITAL AUTHORITY
INFECTION CONTROL DEPARTMENT
GUAM EPIDEMIOLOGY NEWSLETTER
REPORT FOR WEEK ENDING: 3/19//2011 (Reporting week 2011-11)

GUAM REPORTS

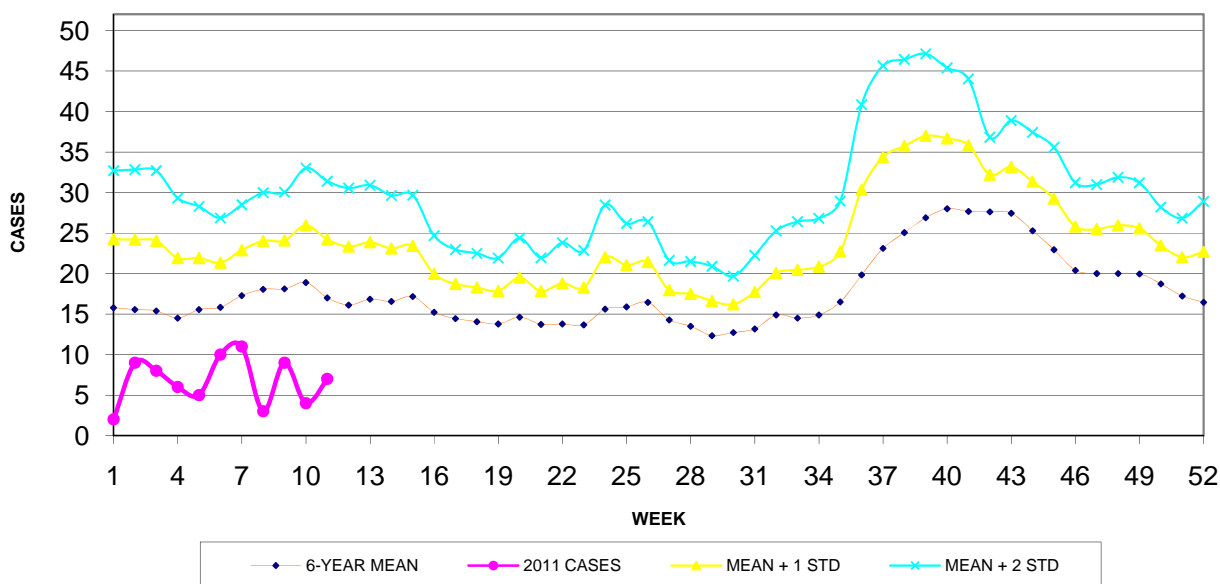
**GUAM ACUTE RESPIRATORY INFECTION SURVEILLANCE 2011;
GMHA-EMERGENCY DEPARTMENT PATIENTS BY WEEK SEEN**



GUAM SYNDROMIC DISEASE SURVEILLANCE
GMHA-ED PATIENT DIAGNOSES BY WEEK, 2011



MEDICAL RECORDS AND INFECTION CONTROL DEPARTMENTS
 GUAM MEMORIAL HOSPITAL AUTHORITY
**HOSPITAL INPATIENT DISCHARGES WITH A DIAGNOSIS OF PNEUMONIA BY
 WEEK DISCHARGED, 2011**



GUAM SENTINEL PHYSICIAN INFLUENZA SURVEILLANCE
 REPORTS OF INFLUENZA OR INFLUENZA-LIKE ILLNESSES
 RECEIVED FOR THE WEEK ENDING 3/19/2011

Sporadic – One case reported by sentinel physicians
 (ACTIVITY LEVELS: No activity, Sporadic, Local, Regional, Widespread)

Foreign Quarantine & Enteric Diseases Section
 Bureau of Communicable Disease Control
 Guam Department of Public Health & Social Services

H1N1 INFLUENZA SURVEILLANCE, WEEK 11, 2011

Cumulative 2011: 1 civilian & 4 military cases
NO CASES OF H1N1 REPORTED FOR WEEK 11

INFECTION CONTROL DEPARTMENT
 GUAM MEMORIAL HOSPITAL AUTHORITY
**HOSPITALIZATIONS FOR INFLUENZA A or B BY AGE
 AND MORBIDITY REPORTING WEEK, 2011**

	WEEK										
AGE	2	3	4	5	6	7	8	9	10	11	TOTAL
0-4											
5-18											
19-24											
25-49											
50-64			1								1
65+											
TOTAL	0	0	1	0	0	0	0	0	0	0	1

GUAM MEMORIAL HOSPITAL
INFECTION CONTROL DEPARTMENT
**GMHA-EMERGENCY DEPARTMENT CLINICAL DIAGNOSES OF INFLUENZA OR
FLU-SYNDROME BY WEEK AND PATIENT'S VILLAGE OF RESIDENCE, 2011**
(Villages listed geographically from northern-most to southern-most)

VILLAGE	WEEK										TOTAL	2011 RATE
	2	3	4	5	6	7	8	9	10	11		
Yigo	2	1	0	2	1	3	0	0	0	0	9	39.08
Dededo	0	3	5	5	2	5	1	3	0	2	30	59.02
Tamuning	1	1	0	1	1	0	1	0	0	2	7	32.86
Barrigada	0	1	0	0	0	2	0	0	1	0	3	39.09
Mangilao	1	2	1	1	3	0	2	0	0	1	11	69.86
M-T-M	1	0	1	3	2	1	0	0	0	0	8	115.72
Hagatna	1	0	0	0	0	2	0	0	1	0	3	307.46
Agaña Hts	0	0	0	0	0	0	1	0	0	1	2	42.92
Sinajana	2	0	0	0	0	0	0	0	0	0	2	59.28
Chalan Pago- Ordot	0	0	2	0	0	1	0	1	0	0	3	42.83
Asan-Maina	0	0	0	0	0	0	0	0	0	0	0	0
Piti	0	0	0	0	0	0	0	0	0	0	0	0
Santa Rita	1	0	1	0	0	0	0	0	1	0	2	33.82
Agat	0	0	0	0	1	0	1	0	0	0	2	29.90
Yona	0	0	1	1	0	0	1	2	0	0	5	65.21
Talofofo	0	0	0	1	0	0	0	0	0	0	1	26.30
Inarajan	0	0	0	1	2	0	0	0	0	0	3	83.13
Merizo	0	0	2	0	0	0	0	0	0	0	2	78.19
Umatac	0	0	0	0	0	0	0	0	0	0	0	0
Unknown	0	0	0	0	0	0	0	0	0	0	0	0
TOTAL	9	8	13	15	12	14	7	6	3	6	94	52.98

NOTE: Rate = cases per 100,000 population for the specified period.

GUAM ANIMAL DISEASE (ZONOSSES) REPORTS
REPORTS RECEIVED FOR THE WEEK ENDING 3/19/2011

Anaplasmosis – 2 canine, **Giardia** – 2 canine

BUREAU OF COMMUNICABLE DISEASE CONTROL
 DEPARTMENT OF PUBLIC HEALTH AND SOCIAL SERVICES
ISLAND-WIDE COMMUNICABLE DISEASE REPORT
 REPORTS RECEIVED FOR THE WEEK ENDING 3/19/2011

<i>Campylobacter</i>	1
Chickenpox	2
Chlamydia	6
Conjunctivitis	6
Gonorrhea	3
Influenza A (not sub-typed)	1
Influenza B (not sub-typed)	1
Influenza (type not reported)	1
<i>Klebsiella</i> MDR	1
MRSA	8
Mumps	7
Pertussis	4
Streptococcal sore throat	3
Syphilis	1
Tuberculosis	2

PREVENTIVE MEDICINE DEPARTMENT
 U.S. NAVAL HOSPITAL GUAM

**PNEUMONIA CASES SEEN IN GUAM MILITARY TREATMENT
 FACILITIES BY WEEK REPORTED, 2011**

