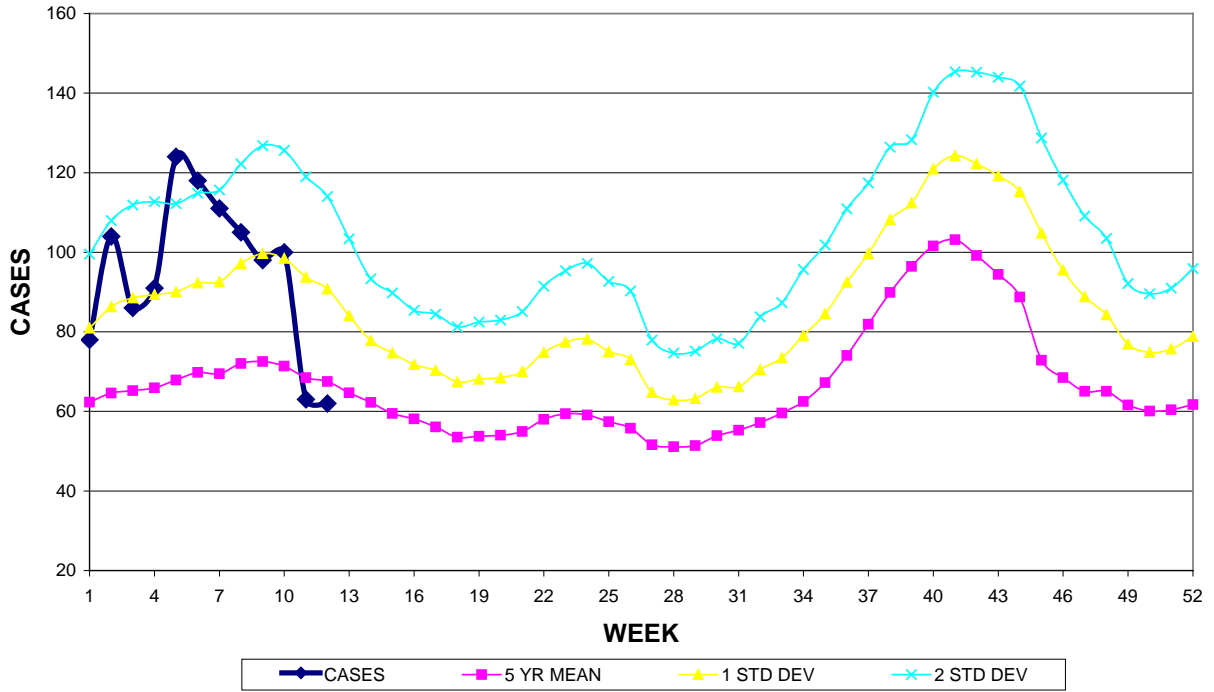


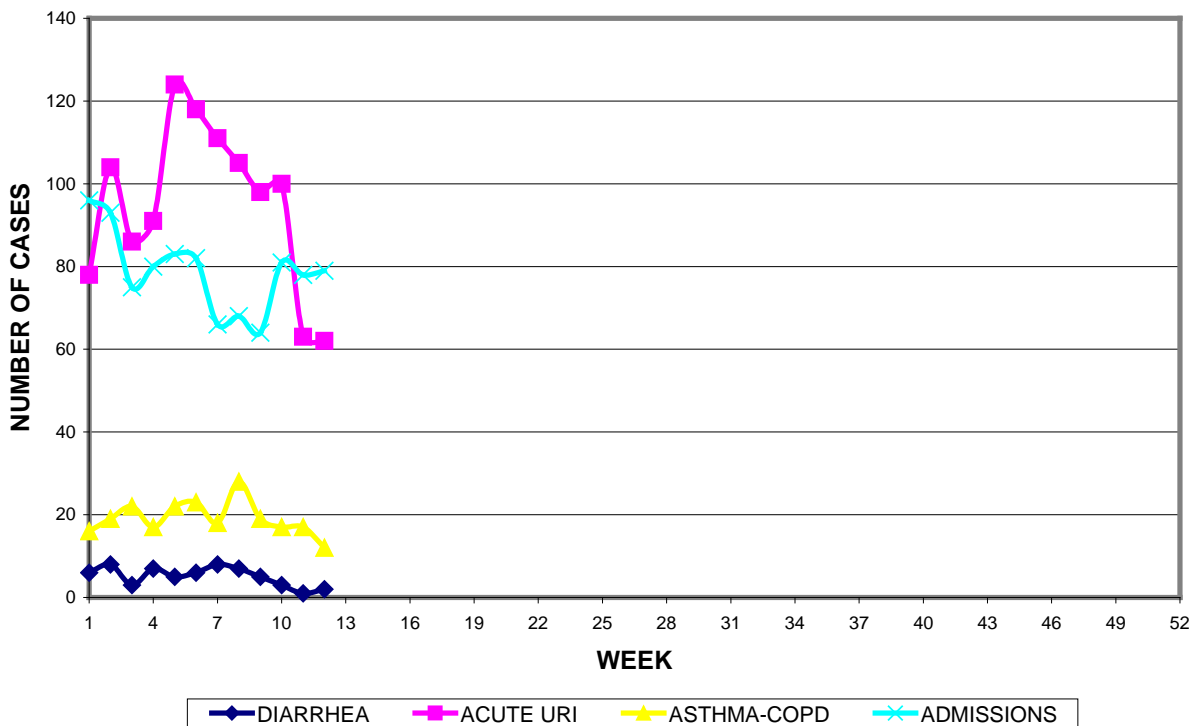
GUAM MEMORIAL HOSPITAL AUTHORITY
 INFECTION CONTROL DEPARTMENT
GUAM EPIDEMIOLOGY NEWSLETTER
 REPORT FOR WEEK ENDING: 3/26//2011 (Reporting week 2011-12)

GUAM REPORTS

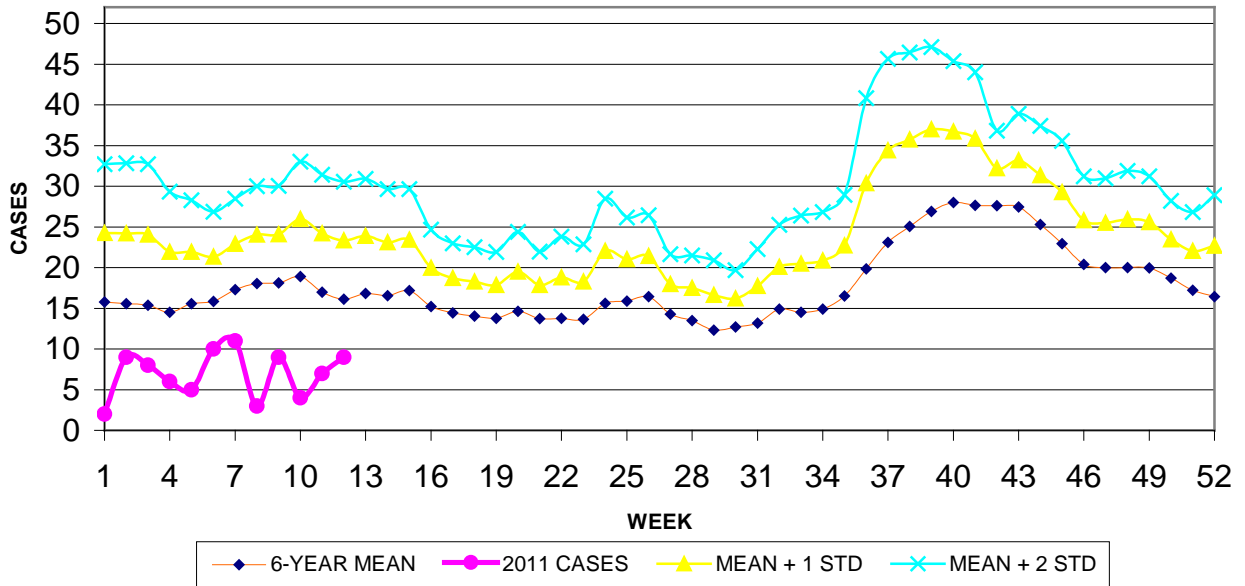
**GUAM ACUTE RESPIRATORY INFECTION SURVEILLANCE 2011;
 GMHA-EMERGENCY DEPARTMENT PATIENTS BY WEEK SEEN**



GUAM SYNDROMIC DISEASE SURVEILLANCE
GMHA-ED PATIENT DIAGNOSES BY WEEK, 2011



MEDICAL RECORDS AND INFECTION CONTROL DEPARTMENTS
 GUAM MEMORIAL HOSPITAL AUTHORITY
**HOSPITAL INPATIENT DISCHARGES WITH A DIAGNOSIS OF
 PNEUMONIA BY WEEK DISCHARGED, 2011**



GUAM SENTINEL PHYSICIAN INFLUENZA SURVEILLANCE
 REPORTS OF INFLUENZA OR INFLUENZA-LIKE ILLNESSES
 RECEIVED FOR THE WEEK ENDING 3/26/2011

Sporadic - Two cases reported by sentinel physicians
 (ACTIVITY LEVELS: No activity, Sporadic, Local, Regional, Widespread)

Foreign Quarantine & Enteric Diseases Section
 Bureau of Communicable Disease Control
 Guam Department of Public Health & Social Services

H1N1 INFLUENZA SURVEILLANCE, WEEK 12, 2011

Cumulative 2011: 1 civilian & 4 military cases
NO CASES OF H1N1 REPORTED FOR WEEK 12

INFECTION CONTROL DEPARTMENT
 GUAM MEMORIAL HOSPITAL AUTHORITY

**HOSPITALIZATIONS FOR INFLUENZA A or B BY AGE
 AND MORBIDITY REPORTING WEEK, 2011**

| | WEEK | | | | | | | | | | |
|-------|------|---|---|---|---|---|---|----|----|----|-------|
| AGE | 3 | 4 | 5 | 6 | 7 | 8 | 9 | 10 | 11 | 12 | TOTAL |
| 0-4 | | | | | | | | | | 1 | 1 |
| 5-18 | | | | | | | | | | | |
| 19-24 | | | | | | | | | | | |
| 25-49 | | | | | | | | | | | |
| 50-64 | | 1 | | | | | | | | 1 | 2 |
| 65+ | | | | | | | | | | | |
| TOTAL | 0 | 1 | 0 | 0 | 0 | 0 | 0 | 0 | 0 | 2 | 3 |

GUAM MEMORIAL HOSPITAL
INFECTION CONTROL DEPARTMENT
**GMHA-EMERGENCY DEPARTMENT CLINICAL DIAGNOSES OF INFLUENZA OR
FLU-SYNDROME BY WEEK AND PATIENT'S VILLAGE OF RESIDENCE, 2011**
(Villages listed geographically from northern-most to southern-most)

| VILLAGE | WEEK | | | | | | | | | | TOTAL | 2011 RATE |
|-----------------------|----------|-----------|-----------|-----------|-----------|----------|----------|----------|----------|----------|------------|--------------|
| | 3 | 4 | 5 | 6 | 7 | 8 | 9 | 10 | 11 | 12 | | |
| Yigo | 1 | 0 | 2 | 1 | 3 | 0 | 0 | 0 | 0 | 0 | 9 | 39.08 |
| Dededo | 3 | 5 | 5 | 2 | 5 | 1 | 3 | 0 | 2 | 4 | 34 | 66.89 |
| Tamuning | 1 | 0 | 1 | 1 | 0 | 1 | 0 | 0 | 2 | 2 | 9 | 42.25 |
| Barrigada | 1 | 0 | 0 | 0 | 2 | 0 | 0 | 1 | 0 | 1 | 2 | 48.87 |
| Mangilao | 2 | 1 | 1 | 3 | 0 | 2 | 0 | 0 | 1 | 0 | 11 | 69.86 |
| M-T-M | 0 | 1 | 3 | 2 | 1 | 0 | 0 | 0 | 0 | 0 | 8 | 115.72 |
| Hagatna | 0 | 0 | 0 | 0 | 2 | 0 | 0 | 1 | 0 | 0 | 4 | 307.46 |
| Agaña Hts | 0 | 0 | 0 | 0 | 0 | 1 | 0 | 0 | 1 | 0 | 2 | 42.92 |
| Sinajana | 0 | 0 | 0 | 0 | 0 | 0 | 0 | 0 | 0 | 1 | 2 | 88.92 |
| Chalan Pago- Ordot | 0 | 2 | 0 | 0 | 1 | 0 | 1 | 0 | 0 | 1 | 3 | 71.38 |
| Asan-Maina | 0 | 0 | 0 | 0 | 0 | 0 | 0 | 0 | 0 | 0 | 0 | 0 |
| Piti | 0 | 0 | 0 | 0 | 0 | 0 | 0 | 0 | 0 | 0 | 0 | 0 |
| Santa Rita | 0 | 1 | 0 | 0 | 0 | 0 | 0 | 1 | 0 | 0 | 3 | 33.82 |
| Agat | 0 | 0 | 0 | 1 | 0 | 1 | 0 | 0 | 0 | 0 | 2 | 29.90 |
| Yona | 0 | 1 | 1 | 0 | 0 | 1 | 2 | 0 | 0 | 0 | 5 | 65.21 |
| Talofofu | 0 | 0 | 1 | 0 | 0 | 0 | 0 | 0 | 0 | 0 | 1 | 26.30 |
| Inarajan | 0 | 0 | 1 | 2 | 0 | 0 | 0 | 0 | 0 | 0 | 3 | 83.13 |
| Merizo | 0 | 2 | 0 | 0 | 0 | 0 | 0 | 0 | 0 | 0 | 2 | 78.19 |
| Umatac | 0 | 0 | 0 | 0 | 0 | 0 | 0 | 0 | 0 | 0 | 0 | 0 |
| Unknown | 0 | 0 | 0 | 0 | 0 | 0 | 0 | 0 | 0 | 0 | 0 | 0 |
| TOTAL | 8 | 13 | 15 | 12 | 14 | 7 | 6 | 3 | 6 | 9 | 106 | 57.90 |

NOTE: Rate = cases per 100,000 population for the specified period.

GUAM ANIMAL DISEASE (ZONOSSES) REPORTS
REPORTS RECEIVED FOR THE WEEK ENDING 3/12/2011

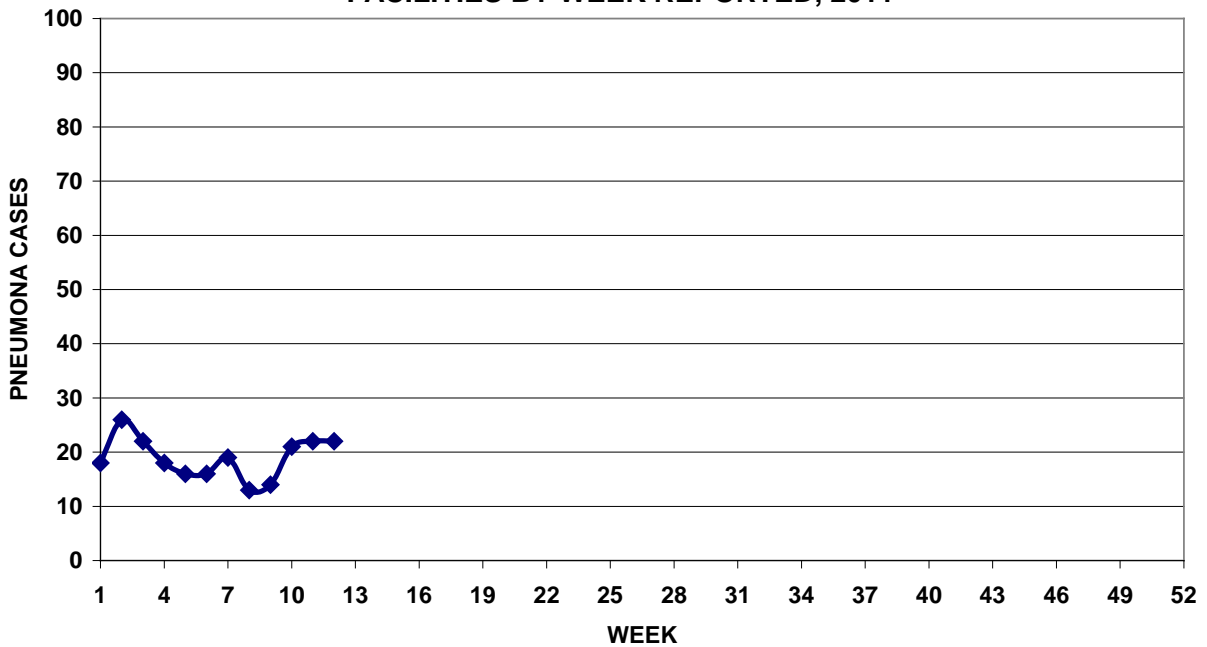
Anaplasmosis – 1 canine, Lyme disease – 2 canine

BUREAU OF COMMUNICABLE DISEASE CONTROL
 DEPARTMENT OF PUBLIC HEALTH AND SOCIAL SERVICES
ISLAND-WIDE COMMUNICABLE DISEASE REPORT
 REPORTS RECEIVED FOR THE WEEK ENDING 3/26/2011

| | |
|------------------------------|----|
| Chickenpox | 4 |
| Chlamydia | 6 |
| Conjunctivitis | 6 |
| Hepatitis B | 1 |
| HSV-2 | 1 |
| Influenza A (not sub-typed) | 2 |
| MRSA | 4 |
| Mumps | 1 |
| Pertussis | 2 |
| Streptococcal sore throat | 27 |
| Streptococcal disease, other | 2 |
| Tuberculosis | 4 |

PREVENTIVE MEDICINE DEPARTMENT
 U.S. NAVAL HOSPITAL GUAM

**PNEUMONIA CASES SEEN IN GUAM MILITARY TREATMENT
 FACILITIES BY WEEK REPORTED, 2011**



W.H.O. INFLUENZA A(H5N1) SURVEILLANCE

WHO reports the cumulative number of confirmed human cases and deaths due to avian influenza (H5N1) at : <http://www.who.int/csr/disease/avian_influenza/en/index.html>. The table below reflects totals provided at this web site as of 9:30 PM, 3/30/2011 Guam-time.

| COUNTRY | | 2004 | 2005 | 2006 | 2007 | 2008 | 2009 | 2010 | 2011 | TOTAL |
|------------|--------|------|------|------|------|------|------|------|--------------|---------------|
| Azerbaijan | Cases | 0 | 0 | 8 | 0 | 0 | 0 | 0 | 0 | 8 |
| | Deaths | 0 | 0 | 5 | 0 | 0 | 0 | 0 | 0 | 5 |
| Bangladesh | Cases | 0 | 0 | 0 | 0 | 1 | 0 | 0 | 1 | 2 |
| | Deaths | 0 | 0 | 0 | 0 | 0 | 0 | 0 | 0 | 0 |
| Cambodia | Cases | 0 | 4 | 2 | 1 | 1 | 1 | 1 | 3 | 13 |
| | Deaths | 0 | 4 | 2 | 1 | 0 | 0 | 1 | 3 | 11 |
| China | Cases | 0 | 8 | 13 | 5 | 4 | 7 | 2 | 0 | 40 |
| | Deaths | 0 | 5 | 8 | 3 | 4 | 4 | 1 | 0 | 26 |
| Djibouti | Cases | 0 | 0 | 1 | 0 | 0 | 0 | 0 | 0 | 1 |
| | Deaths | 0 | 0 | 0 | 0 | 0 | 0 | 0 | 0 | 0 |
| Egypt | Cases | 0 | 0 | 18 | 25 | 8 | 39 | 29 | 14(3) | 133(3) |
| | Deaths | 0 | 0 | 10 | 9 | 4 | 4 | 13 | 5(1) | 45(1) |
| Indonesia | Cases | 0 | 20 | 55 | 42 | 24 | 21 | 9 | 4(1) | 175(1) |
| | Deaths | 0 | 13 | 45 | 37 | 20 | 19 | 7 | 3 | 144 |
| Iraq | Cases | 0 | 0 | 3 | 0 | 0 | 0 | 0 | 0 | 3 |
| | Deaths | 0 | 0 | 2 | 0 | 0 | 0 | 0 | 0 | 2 |
| Laos | Cases | 0 | 0 | 0 | 2 | 0 | 0 | 0 | 0 | 2 |
| | Deaths | 0 | 0 | 0 | 2 | 0 | 0 | 0 | 0 | 2 |
| Myanmar | Cases | 0 | 0 | 0 | 1 | 0 | 0 | 0 | 0 | 1 |
| | Deaths | 0 | 0 | 0 | 0 | 0 | 0 | 0 | 0 | 0 |
| Nigeria | Cases | 0 | 0 | 0 | 1 | 0 | 0 | 0 | 0 | 1 |
| | Deaths | 0 | 0 | 0 | 1 | 0 | 0 | 0 | 0 | 1 |
| Pakistan | Cases | 0 | 0 | 0 | 3 | 0 | 0 | 0 | 0 | 3 |
| | Deaths | 0 | 0 | 0 | 1 | 0 | 0 | 0 | 0 | 1 |
| Thailand | Cases | 17 | 5 | 3 | 0 | 0 | 0 | 0 | 0 | 25 |
| | Deaths | 12 | 2 | 3 | 0 | 0 | 0 | 0 | 0 | 17 |
| Turkey | Cases | 0 | 0 | 12 | 0 | 0 | 0 | 0 | 0 | 12 |
| | Deaths | 0 | 0 | 4 | 0 | 0 | 0 | 0 | 0 | 4 |
| Viet Nam | Cases | 29 | 61 | 0 | 8 | 6 | 5 | 7 | 0 | 119 |
| | Deaths | 20 | 19 | 0 | 5 | 5 | 5 | 2 | 0 | 59 |
| TOTAL | Cases | 46 | 98 | 115 | 88 | 44 | 73 | 48 | 22(4) | 538(4) |
| | Deaths | 32 | 43 | 79 | 59 | 33 | 32 | 24 | 11(1) | 317(1) |

NOTE: Total number of cases includes number of deaths. WHO reports only laboratory-confirmed cases. Figures that have changed since last week's report are noted in **BOLD**, the number of new cases is enclosed ()