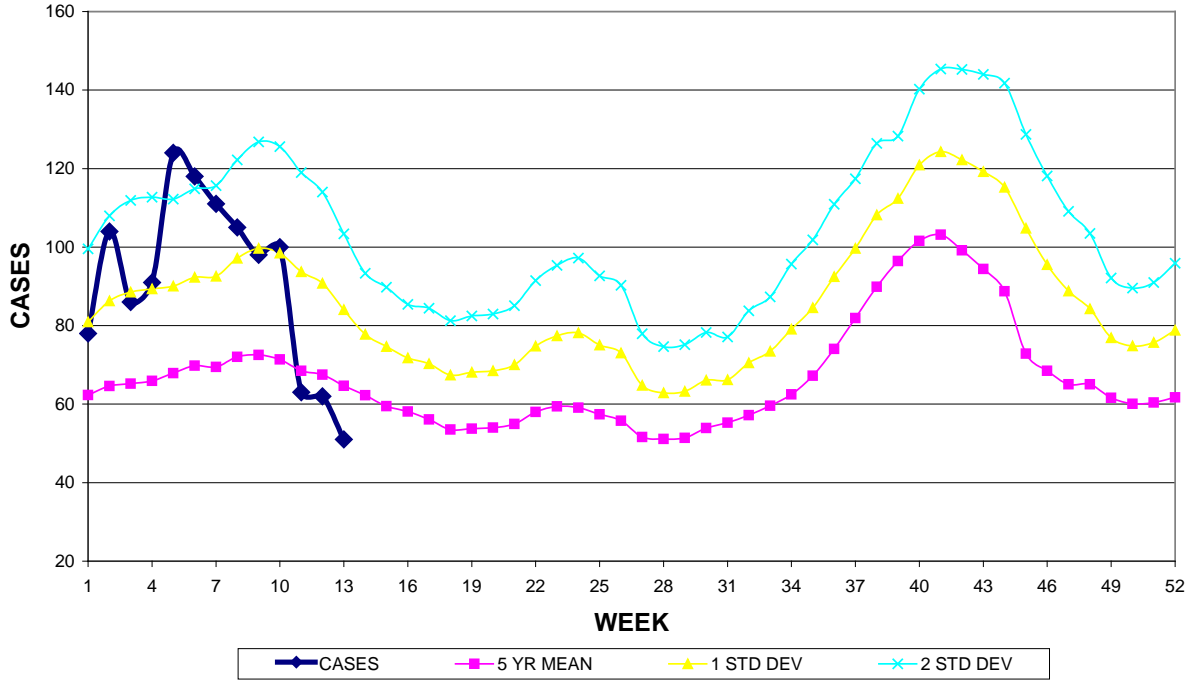


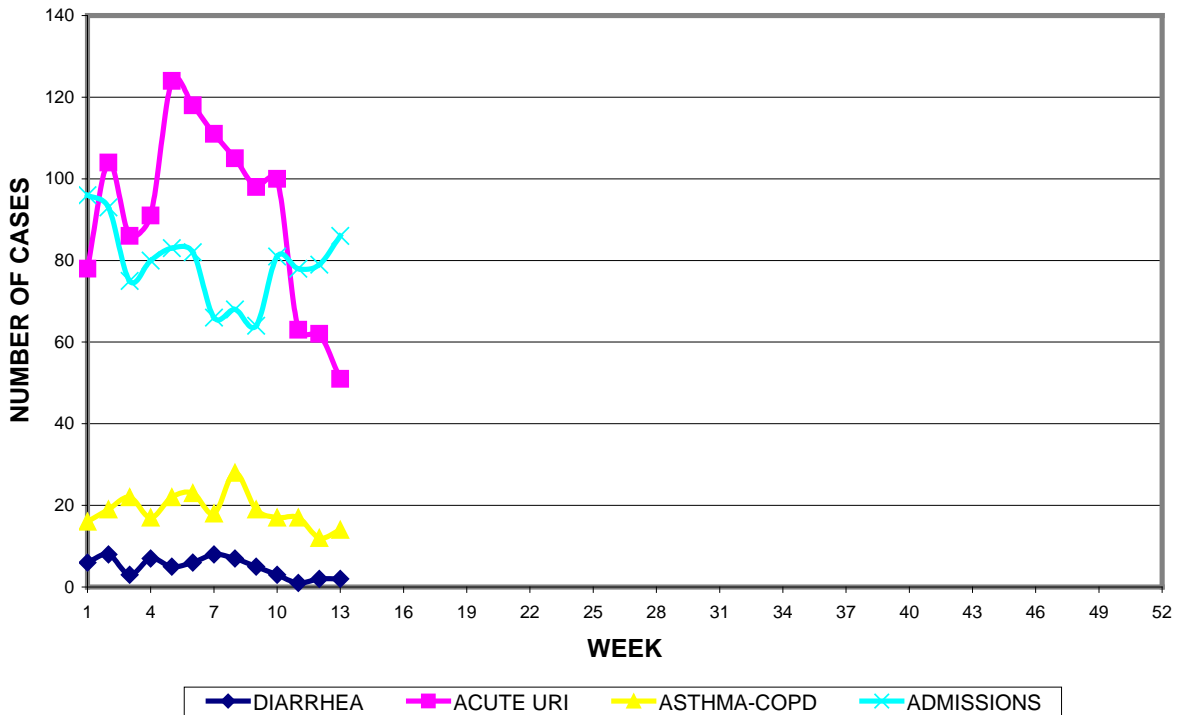
GUAM MEMORIAL HOSPITAL AUTHORITY
 INFECTION CONTROL DEPARTMENT
GUAM EPIDEMIOLOGY NEWSLETTER
 REPORT FOR WEEK ENDING: 4/2//2011 (Reporting week 2011-13)

GUAM REPORTS

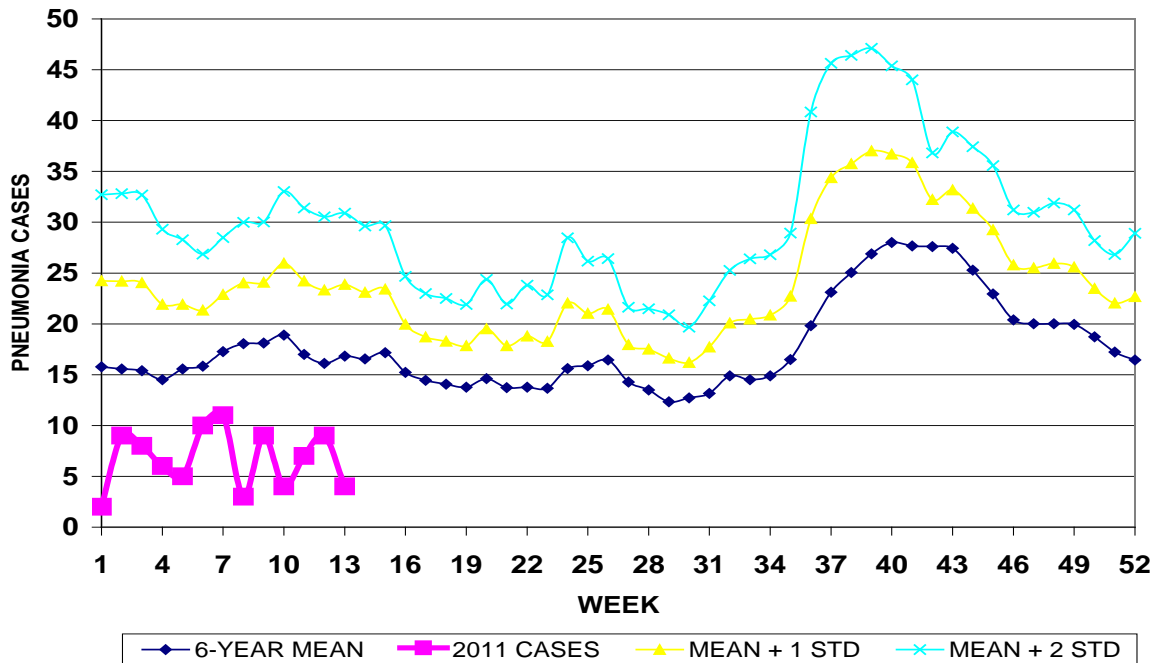
**GUAM ACUTE RESPIRATORY INFECTION SURVEILLANCE 2011;
 GMHA-EMERGENCY DEPARTMENT PATIENTS BY WEEK SEEN**



GUAM SYNDROMIC DISEASE SURVEILLANCE
GMHA-ED PATIENT DIAGNOSES BY WEEK, 2011



MEDICAL RECORDS AND INFECTION CONTROL DEPARTMENTS
 GUAM MEMORIAL HOSPITAL AUTHORITY
**HOSPITAL INPATIENT DISCHARGES WITH A DIAGNOSIS OF
 PNEUMONIA BY WEEK DISCHARGED, 2011**



GUAM SENTINEL PHYSICIAN INFLUENZA SURVEILLANCE
 REPORTS OF INFLUENZA OR INFLUENZA-LIKE ILLNESSES
 RECEIVED FOR THE WEEK ENDING 4/2/2011

No activity - No cases reported by sentinel physicians
 (ACTIVITY LEVELS: No activity, Sporadic, Local, Regional, Widespread)

Foreign Quarantine & Enteric Diseases Section
 Bureau of Communicable Disease Control
 Guam Department of Public Health & Social Services

H1N1 INFLUENZA SURVEILLANCE, WEEK 13, 2011

Cumulative 2011: 1 civilian & 4 military cases
NO CASES OF H1N1 REPORTED FOR WEEK 13

INFECTION CONTROL DEPARTMENT
 GUAM MEMORIAL HOSPITAL AUTHORITY

**HOSPITALIZATIONS FOR INFLUENZA A or B BY AGE
 AND MORBIDITY REPORTING WEEK, 2011**

	WEEK										
AGE	4	5	6	7	8	9	10	11	12	13	TOTAL
0-4									1		1
5-18											
19-24											
25-49											
50-64	1								1		2
65+									2	0	
TOTAL	1	0	0	0	0	0	0	0	2	0	3

GUAM MEMORIAL HOSPITAL
INFECTION CONTROL DEPARTMENT
**GMHA-EMERGENCY DEPARTMENT CLINICAL DIAGNOSES OF INFLUENZA OR
FLU-SYNDROME BY WEEK AND PATIENT'S VILLAGE OF RESIDENCE, 2011**
(Villages listed geographically from northern-most to southern-most)

VILLAGE	WEEK										TOTAL	2011 RATE
	4	5	6	7	8	9	10	11	12	13		
Yigo	0	2	1	3	0	0	0	0	0	0	9	39.08
Dededo	5	5	2	5	1	3	0	2	4	1	34	68.86
Tamuning	0	1	1	0	1	0	0	2	2	0	9	42.25
Barrigada	0	0	0	2	0	0	1	0	1	0	2	48.87
Mangilao	1	1	3	0	2	0	0	1	0	0	11	69.86
M-T-M	1	3	2	1	0	0	0	0	0	0	8	115.72
Hagatna	0	0	0	2	0	0	1	0	0	0	4	307.46
Agaña Hts	0	0	0	0	1	0	0	1	0	0	2	42.92
Sinajana	0	0	0	0	0	0	0	0	1	0	2	88.92
Chalan Pago- Ordot	2	0	0	1	0	1	0	0	1	0	3	71.38
Asan-Maina	0	0	0	0	0	0	0	0	0	0	0	0
Piti	0	0	0	0	0	0	0	0	0	0	0	0
Santa Rita	1	0	0	0	0	0	1	0	0	0	3	33.82
Agat	0	0	1	0	1	0	0	0	0	0	2	29.90
Yona	1	1	0	0	1	2	0	0	0	0	5	65.21
Talofofu	0	1	0	0	0	0	0	0	0	0	1	26.30
Inarajan	0	1	2	0	0	0	0	0	0	0	3	83.13
Merizo	2	0	0	0	0	0	0	0	0	0	2	78.19
Umatac	0	0	0	0	0	0	0	0	0	0	0	0
Unknown	0	0	0	0	0	0	0	0	0	0	0	0
TOTAL	13	15	12	14	7	6	3	6	9	1	107	58.44

NOTE: Rate = cases per 100,000 population for the specified period.

GUAM ANIMAL DISEASE (ZONOSSES) REPORTS
REPORTS RECEIVED FOR THE WEEK ENDING 4/2/2011

No new cases reported

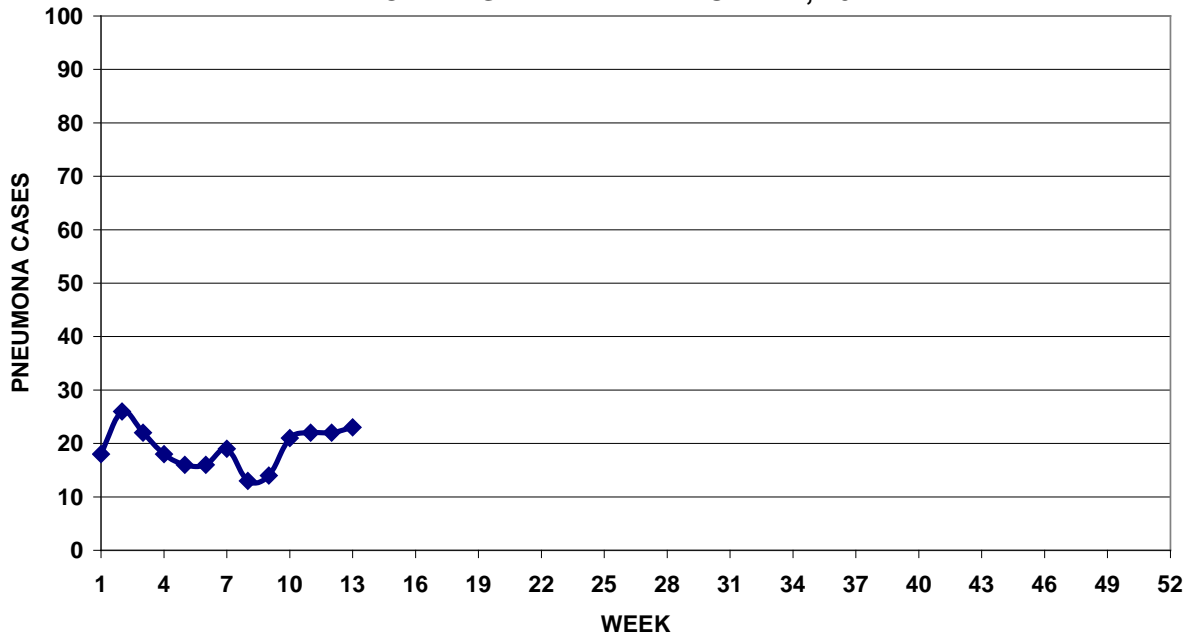
BUREAU OF COMMUNICABLE DISEASE CONTROL
 DEPARTMENT OF PUBLIC HEALTH AND SOCIAL SERVICES
ISLAND-WIDE COMMUNICABLE DISEASE REPORT
 REPORTS RECEIVED FOR THE WEEK ENDING 4/2/2011

Chickenpox	2
Chlamydia	26
Conjunctivitis	12
Hepatitis A	2
Hepatitis B	3
Hepatitis C	1
HIV	1
Leprosy	1
MRSA	10
Mumps	1
Pertussis	1
Streptococcal sore throat	16
Streptococcal disease, other	3
Syphilis	1
Tuberculosis	1
<i>Vibrio cholerae</i> *	1

*Note: Patient admitted to hospital 4/2/2011, no additional cases have been reported. Investigation is currently underway.

PREVENTIVE MEDICINE DEPARTMENT
 U.S. NAVAL HOSPITAL GUAM

**PNEUMONIA CASES SEEN IN GUAM MILITARY TREATMENT
 FACILITIES BY WEEK REPORTED, 2011**



W.H.O. INFLUENZA A(H5N1) SURVEILLANCE

WHO reports the cumulative number of confirmed human cases and deaths due to avian influenza (H5N1) at : <http://www.who.int/csr/disease/avian_influenza/en/index.html>. The table below reflects totals provided at this web site as of 9:45 PM, 4/6/2011 Guam-time.

COUNTRY		2004	2005	2006	2007	2008	2009	2010	2011	TOTAL
Azerbaijan	Cases	0	0	8	0	0	0	0	0	8
	Deaths	0	0	5	0	0	0	0	0	5
Bangladesh	Cases	0	0	0	0	1	0	0	1	2
	Deaths	0	0	0	0	0	0	0	0	0
Cambodia	Cases	0	4	2	1	1	1	1	3	13
	Deaths	0	4	2	1	0	0	1	3	11
China	Cases	0	8	13	5	4	7	2	0	40
	Deaths	0	5	8	3	4	4	1	0	26
Djibouti	Cases	0	0	1	0	0	0	0	0	1
	Deaths	0	0	0	0	0	0	0	0	0
Egypt	Cases	0	0	18	25	8	39	29	14	133
	Deaths	0	0	10	9	4	4	13	5	45
Indonesia	Cases	0	20	55	42	24	21	9	5(1)	176(1)
	Deaths	0	13	45	37	20	19	7	4(1)	145(1)
Iraq	Cases	0	0	3	0	0	0	0	0	3
	Deaths	0	0	2	0	0	0	0	0	2
Laos	Cases	0	0	0	2	0	0	0	0	2
	Deaths	0	0	0	2	0	0	0	0	2
Myanmar	Cases	0	0	0	1	0	0	0	0	1
	Deaths	0	0	0	0	0	0	0	0	0
Nigeria	Cases	0	0	0	1	0	0	0	0	1
	Deaths	0	0	0	1	0	0	0	0	1
Pakistan	Cases	0	0	0	3	0	0	0	0	3
	Deaths	0	0	0	1	0	0	0	0	1
Thailand	Cases	17	5	3	0	0	0	0	0	25
	Deaths	12	2	3	0	0	0	0	0	17
Turkey	Cases	0	0	12	0	0	0	0	0	12
	Deaths	0	0	4	0	0	0	0	0	4
Viet Nam	Cases	29	61	0	8	6	5	7	0	119
	Deaths	20	19	0	5	5	5	2	0	59
TOTAL	Cases	46	98	115	88	44	73	48	23(1)	539(1)
	Deaths	32	43	79	59	33	32	24	12(1)	318(1)

NOTE: Total number of cases includes number of deaths. WHO reports only laboratory-confirmed cases. Figures that have changed since last week's report are noted in **BOLD**, the number of new cases is enclosed ()