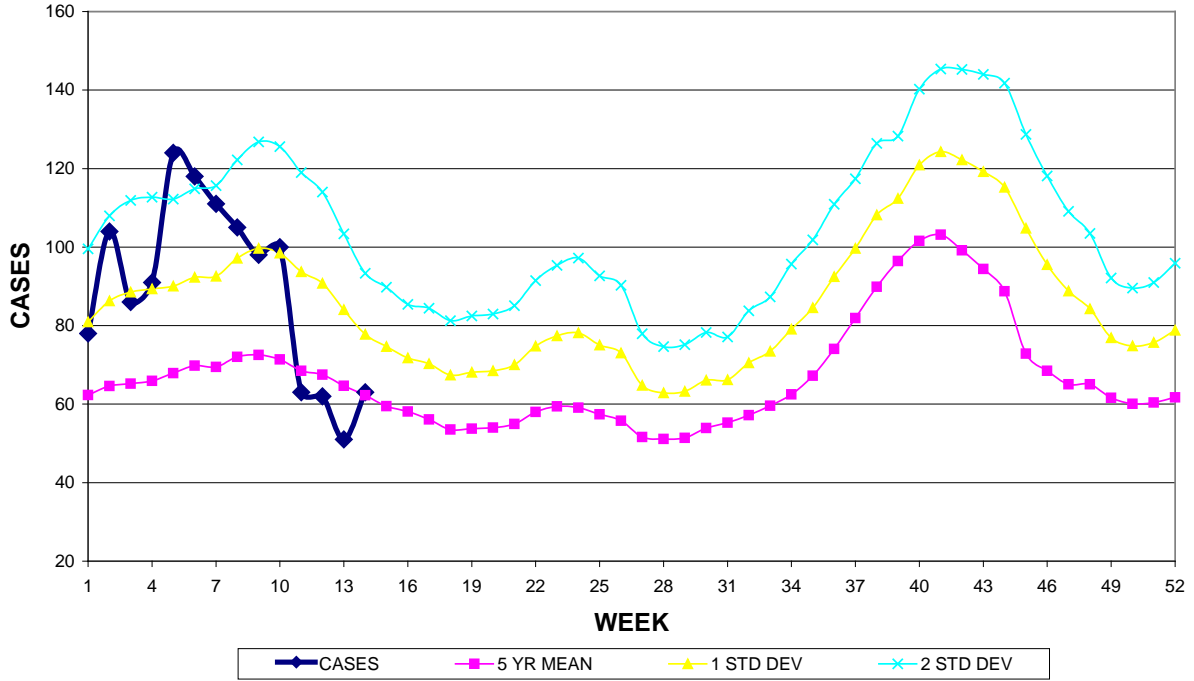


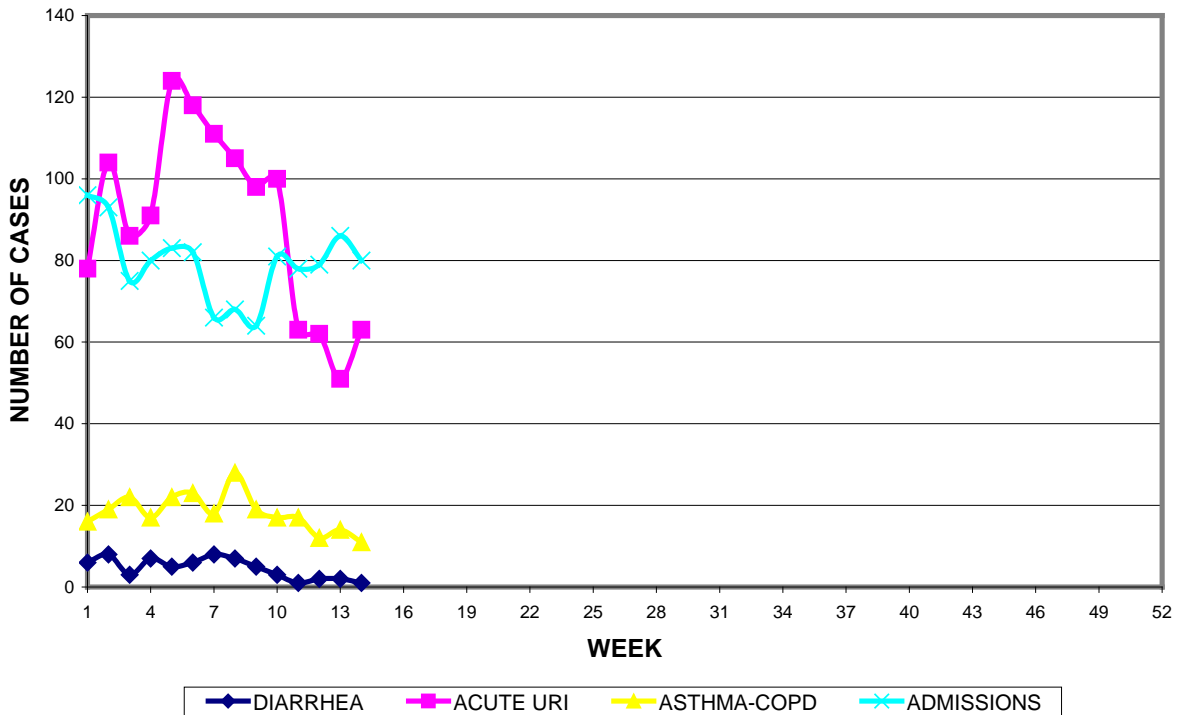
GUAM MEMORIAL HOSPITAL AUTHORITY
 INFECTION CONTROL DEPARTMENT
GUAM EPIDEMIOLOGY NEWSLETTER
 REPORT FOR WEEK ENDING: 4/9//2011 (Reporting week 2011-14)

GUAM REPORTS

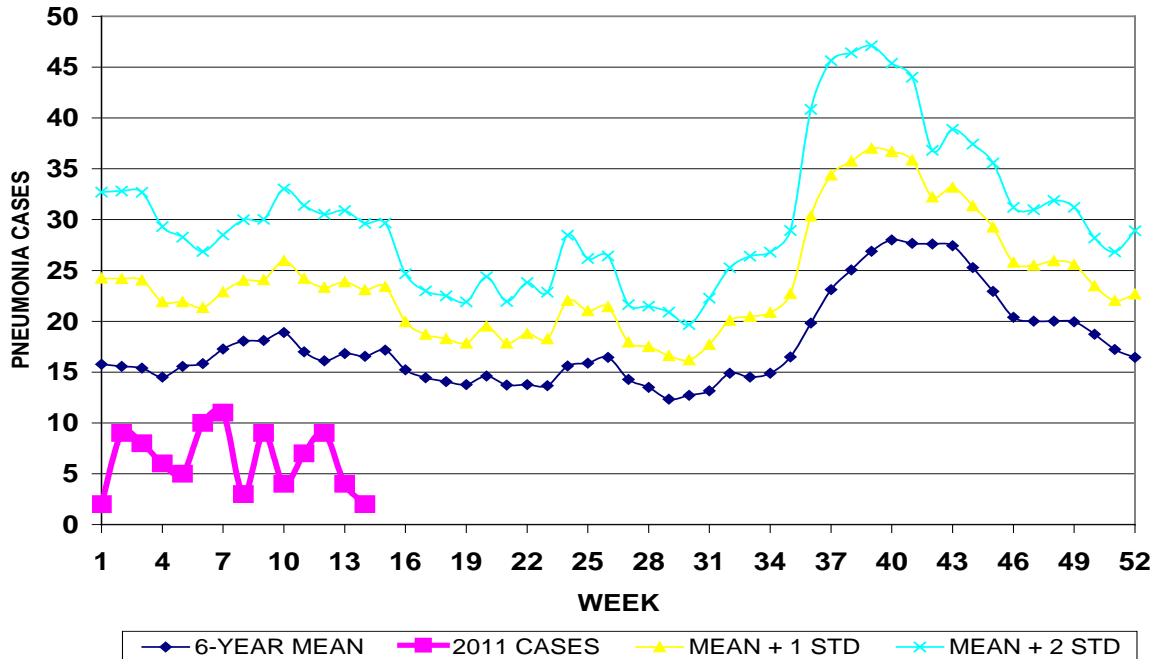
**GUAM ACUTE RESPIRATORY INFECTION SURVEILLANCE 2011;
 GMHA-EMERGENCY DEPARTMENT PATIENTS BY WEEK SEEN**



GUAM SYNDROMIC DISEASE SURVEILLANCE
GMHA-ED PATIENT DIAGNOSES BY WEEK, 2011



MEDICAL RECORDS AND INFECTION CONTROL DEPARTMENTS
 GUAM MEMORIAL HOSPITAL AUTHORITY
**HOSPITAL INPATIENT DISCHARGES WITH A DIAGNOSIS OF
 PNEUMONIA BY WEEK DISCHARGED, 2011**



GUAM SENTINEL PHYSICIAN INFLUENZA SURVEILLANCE
 REPORTS OF INFLUENZA OR INFLUENZA-LIKE ILLNESSES
 RECEIVED FOR THE WEEK ENDING 4/9/2011

Sporadic - Two cases reported by sentinel physician
 (ACTIVITY LEVELS: No activity, Sporadic, Local, Regional, Widespread)

Foreign Quarantine & Enteric Diseases Section
 Bureau of Communicable Disease Control
 Guam Department of Public Health & Social Services

H1N1 INFLUENZA SURVEILLANCE, WEEK 14, 2011

Cumulative 2011: 1 civilian & 4 military cases
NO CASES OF H1N1 REPORTED FOR WEEK 14

INFECTION CONTROL DEPARTMENT
 GUAM MEMORIAL HOSPITAL AUTHORITY

**HOSPITALIZATIONS FOR INFLUENZA A or B BY AGE
 AND MORBIDITY REPORTING WEEK, 2011**

	WEEK										
AGE	5	6	7	8	9	10	11	12	13	14	TOTAL
0-4								1			1
5-18											
19-24											
25-49											
50-64								1			2
65+											
TOTAL	0	0	0	0	0	0	0	2	0	0	3

GUAM MEMORIAL HOSPITAL
INFECTION CONTROL DEPARTMENT
**GMHA-EMERGENCY DEPARTMENT CLINICAL DIAGNOSES OF INFLUENZA OR
FLU-SYNDROME BY WEEK AND PATIENT'S VILLAGE OF RESIDENCE, 2011**
(Villages listed geographically from northern-most to southern-most)

VILLAGE	WEEK										TOTAL	2011 RATE
	5	6	7	8	9	10	11	12	13	14		
Yigo	2	1	3	0	0	0	0	0	0	1	10	43.42
Dededo	5	2	5	1	3	0	2	4	1	1	36	70.82
Tamuning	1	1	0	1	0	0	2	2	0	0	9	42.25
Barrigada	0	0	2	0	0	1	0	1	0	0	2	48.87
Mangilao	1	3	0	2	0	0	1	0	0	0	11	69.86
M-T-M	3	2	1	0	0	0	0	0	0	0	8	115.72
Hagatna	0	0	2	0	0	1	0	0	0	0	4	307.46
Agaña Hts	0	0	0	1	0	0	1	0	0	0	2	42.92
Sinajana	0	0	0	0	0	0	0	1	0	0	2	88.92
Chalan Pago- Ordot	0	0	1	0	1	0	0	1	0	0	3	71.38
Asan-Maina	0	0	0	0	0	0	0	0	0	0	0	0
Piti	0	0	0	0	0	0	0	0	0	0	0	0
Santa Rita	0	0	0	0	0	1	0	0	0	0	3	33.82
Agat	0	1	0	1	0	0	0	0	0	0	2	29.90
Yona	1	0	0	1	2	0	0	0	0	0	5	65.21
Talofofu	1	0	0	0	0	0	0	0	0	0	1	26.30
Inarajan	1	2	0	0	0	0	0	0	0	0	3	83.13
Merizo	0	0	0	0	0	0	0	0	0	0	2	78.19
Umatac	0	0	0	0	0	0	0	0	0	0	0	0
Unknown	0	0	0	0	0	0	0	0	0	0	0	0
TOTAL	15	12	14	7	6	3	6	9	1	2	109	59.54

NOTE: Rate = cases per 100,000 population for the specified period.

GUAM ANIMAL DISEASE (ZONOSSES) REPORTS
REPORTS RECEIVED FOR THE WEEK ENDING 4/2/2011

No new cases reported

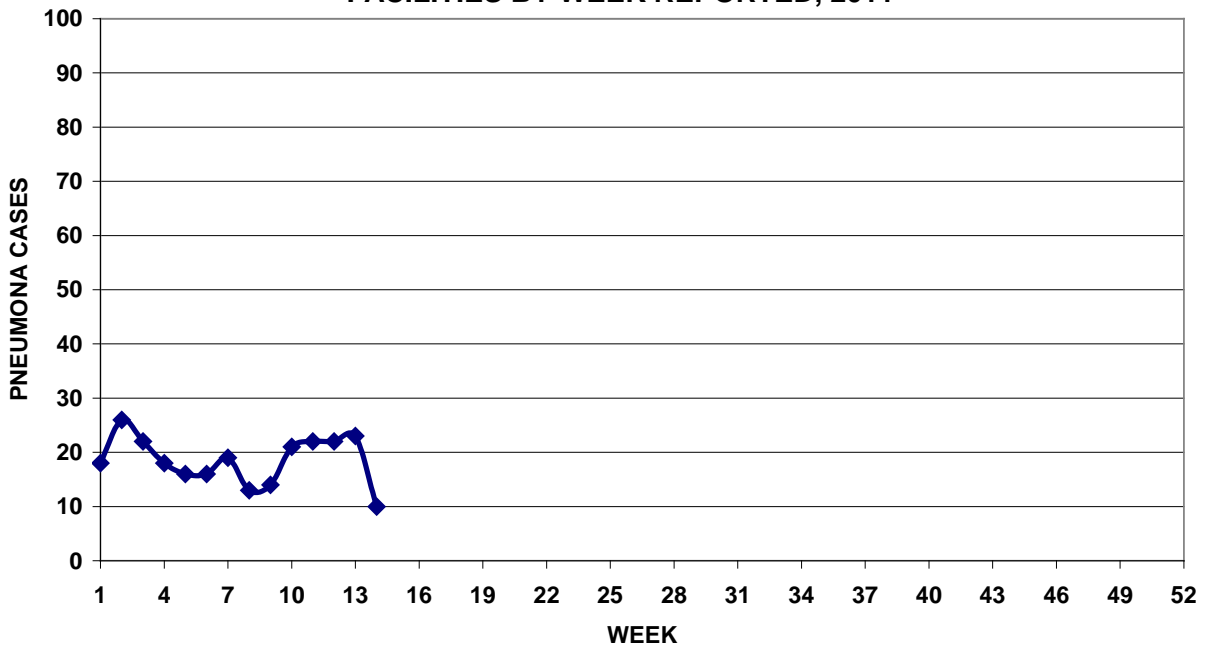
BUREAU OF COMMUNICABLE DISEASE CONTROL
 DEPARTMENT OF PUBLIC HEALTH AND SOCIAL SERVICES
ISLAND-WIDE COMMUNICABLE DISEASE REPORT
 REPORTS RECEIVED FOR THE WEEK ENDING 4/9/2011

AIDS	1
Chlamydia	1
Conjunctivitis	12
<i>E. cloacae</i> MDR	1
<i>E. coli</i> MDR	1
Hepatitis B	1
<i>Klebsiella pneumoniae</i> MDR	1
MRSA	12
Mumps	1
Pertussis	4
RSV	3
Streptococcal sore throat	4
Streptococcal disease, other	2
Syphilis	1
Tuberculosis	6
VRE	1

*

PREVENTIVE MEDICINE DEPARTMENT
 U.S. NAVAL HOSPITAL GUAM

**PNEUMONIA CASES SEEN IN GUAM MILITARY TREATMENT
 FACILITIES BY WEEK REPORTED, 2011**



□