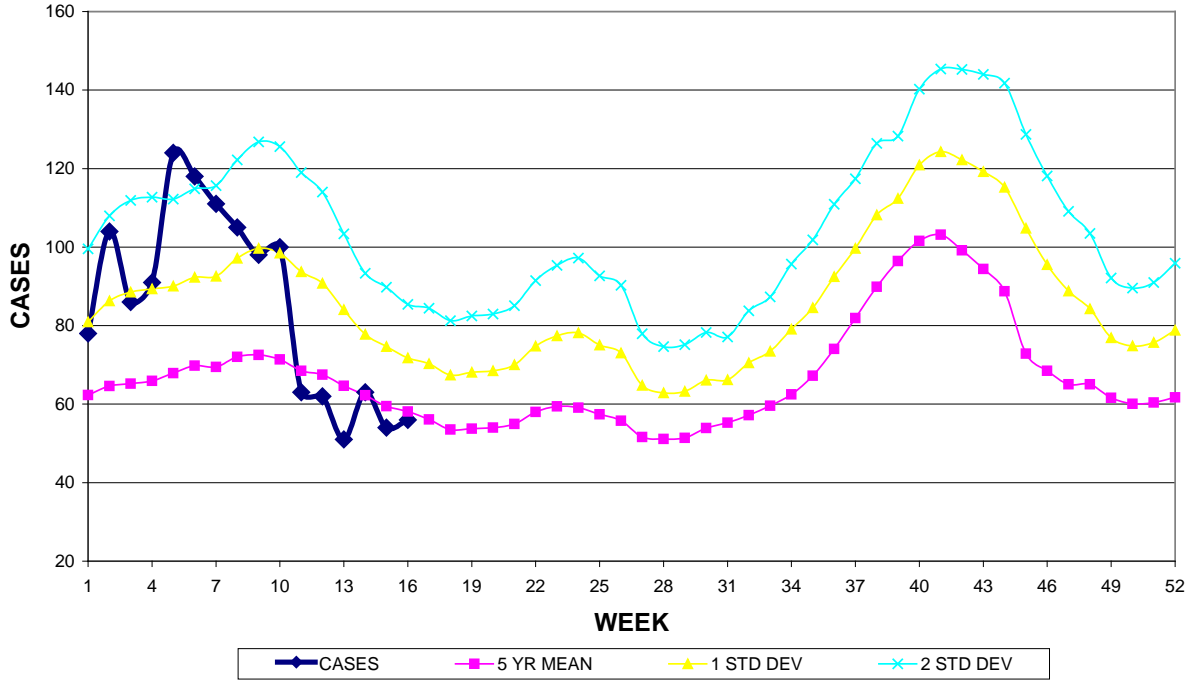


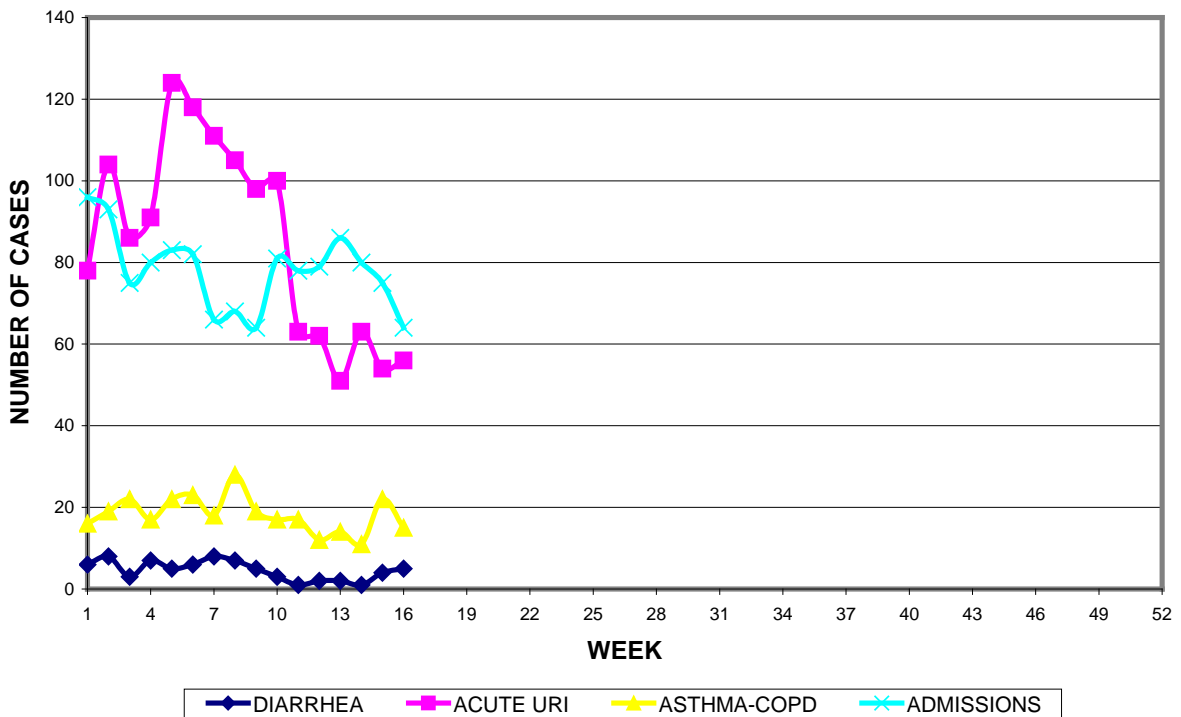
GUAM MEMORIAL HOSPITAL AUTHORITY
 INFECTION CONTROL DEPARTMENT
GUAM EPIDEMIOLOGY NEWSLETTER
 REPORT FOR WEEK ENDING: 4/23//2011 (Reporting week 2011-16)

GUAM REPORTS

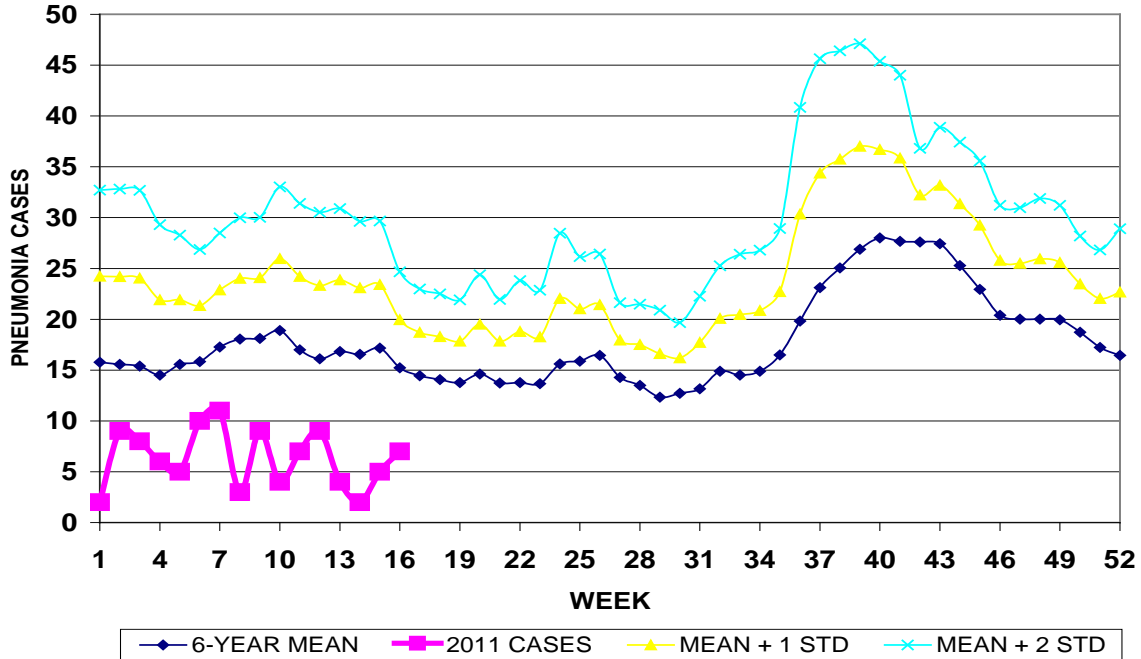
**GUAM ACUTE RESPIRATORY INFECTION SURVEILLANCE 2011;
 GMHA-EMERGENCY DEPARTMENT PATIENTS BY WEEK SEEN**



GUAM SYNDROMIC DISEASE SURVEILLANCE
GMHA-ED PATIENT DIAGNOSES BY WEEK, 2011



MEDICAL RECORDS AND INFECTION CONTROL DEPARTMENTS
 GUAM MEMORIAL HOSPITAL AUTHORITY
**HOSPITAL INPATIENT DISCHARGES WITH A DIAGNOSIS OF
 PNEUMONIA BY WEEK DISCHARGED, 2011**



GUAM SENTINEL PHYSICIAN INFLUENZA SURVEILLANCE
 REPORTS OF INFLUENZA OR INFLUENZA-LIKE ILLNESSES
 RECEIVED FOR THE WEEK ENDING 4/23/2011

No activity - No cases reported by sentinel physician
 (ACTIVITY LEVELS: No activity, Sporadic, Local, Regional, Widespread)

Foreign Quarantine & Enteric Diseases Section
 Bureau of Communicable Disease Control
 Guam Department of Public Health & Social Services

H1N1 INFLUENZA SURVEILLANCE, WEEK 16, 2011

Cumulative 2011: 1 civilian & 4 military cases
NO CASES OF H1N1 REPORTED FOR WEEK 16

INFECTION CONTROL DEPARTMENT
 GUAM MEMORIAL HOSPITAL AUTHORITY

**HOSPITALIZATIONS FOR INFLUENZA A or B BY AGE
 AND MORBIDITY REPORTING WEEK, 2011**

AGE	WEEK										TOTAL	
	7	8	9	10	11	12	13	14	15	16		
0-4						1						1
5-18												
19-24												
25-49												
50-64						1						2
65+												
TOTAL	0	0	0	0	0	2	0	0	0	0	0	3

GUAM MEMORIAL HOSPITAL
INFECTION CONTROL DEPARTMENT
**GMHA-EMERGENCY DEPARTMENT CLINICAL DIAGNOSES OF INFLUENZA OR
FLU-SYNDROME BY WEEK AND PATIENT'S VILLAGE OF RESIDENCE, 2011**
(Villages listed geographically from northern-most to southern-most)

VILLAGE	WEEK										TOTAL	2011 RATE
	7	8	9	10	11	12	13	14	15	16		
Yigo	3	0	0	0	0	0	0	1	0	1	11	47.76
Dededo	5	1	3	0	2	4	1	1	0	0	36	70.82
Tamuning	0	1	0	0	2	2	0	0	0	0	9	42.25
Barrigada	2	0	0	1	0	1	0	0	0	0	2	48.87
Mangilao	0	2	0	0	1	0	0	0	0	1	12	76.21
M-T-M	1	0	0	0	0	0	0	0	1	1	9	144.65
Hagatna	2	0	0	1	0	0	0	0	0	0	4	307.46
Agaña Hts	0	1	0	0	1	0	0	0	0	0	2	42.92
Sinajana	0	0	0	0	0	1	0	0	0	0	2	88.92
Chalan Pago- Ordot	1	0	1	0	0	1	0	0	0	0	3	71.38
Asan-Maina	0	0	0	0	0	0	0	0	0	0	0	0
Piti	0	0	0	0	0	0	0	0	0	0	0	0
Santa Rita	0	0	0	1	0	0	0	0	0	0	3	33.82
Agat	0	1	0	0	0	0	0	0	0	0	2	29.90
Yona	0	1	2	0	0	0	0	0	0	0	5	65.21
Talofofu	0	0	0	0	0	0	0	0	0	0	1	26.30
Inarajan	0	0	0	0	0	0	0	0	0	0	3	83.13
Merizo	0	0	0	0	0	0	0	0	0	0	2	78.19
Umatac	0	0	0	0	0	0	0	0	0	0	0	0
Unknown	0	0	0	0	0	0	0	0	0	0	0	0
TOTAL	14	7	6	3	6	9	1	2	1	3	113	61.72

NOTE: Rate = cases per 100,000 population for the specified period.

GUAM ANIMAL DISEASE (ZONOSSES) REPORTS
REPORTS RECEIVED FOR THE WEEK ENDING 4/23/2011

No cases reported

BUREAU OF COMMUNICABLE DISEASE CONTROL
 DEPARTMENT OF PUBLIC HEALTH AND SOCIAL SERVICES
ISLAND-WIDE COMMUNICABLE DISEASE REPORT
 REPORTS RECEIVED FOR THE WEEK ENDING 4/23/2011

<i>Acinetobacter</i> MDR	1
Campylobacteriosis	1
Chickenpox	5
Chlamydia	43
Conjunctivitis	27
<i>E. coli</i> MDR	5
Gonorrhea	5
Influenza A - not sub-typed	1
Influenza A – H1N1	1
Hepatitis B	2
Hepatitis C	1
HIV	1
HPV	2
HSV-2	1
<i>Klebsiella</i> MDR	1
MRSA	7
Mumps	2
Pertussis	40 (includes 27 late)
<i>Salmonella</i>	2
Scarlet fever	1
Streptococcal sore throat	21
Streptococcal disease, other	10
Tuberculosis	5
VRE	2

PREVENTIVE MEDICINE DEPARTMENT
 U.S. NAVAL HOSPITAL GUAM

**PNEUMONIA CASES SEEN IN GUAM MILITARY TREATMENT
 FACILITIES BY WEEK REPORTED, 2011**

