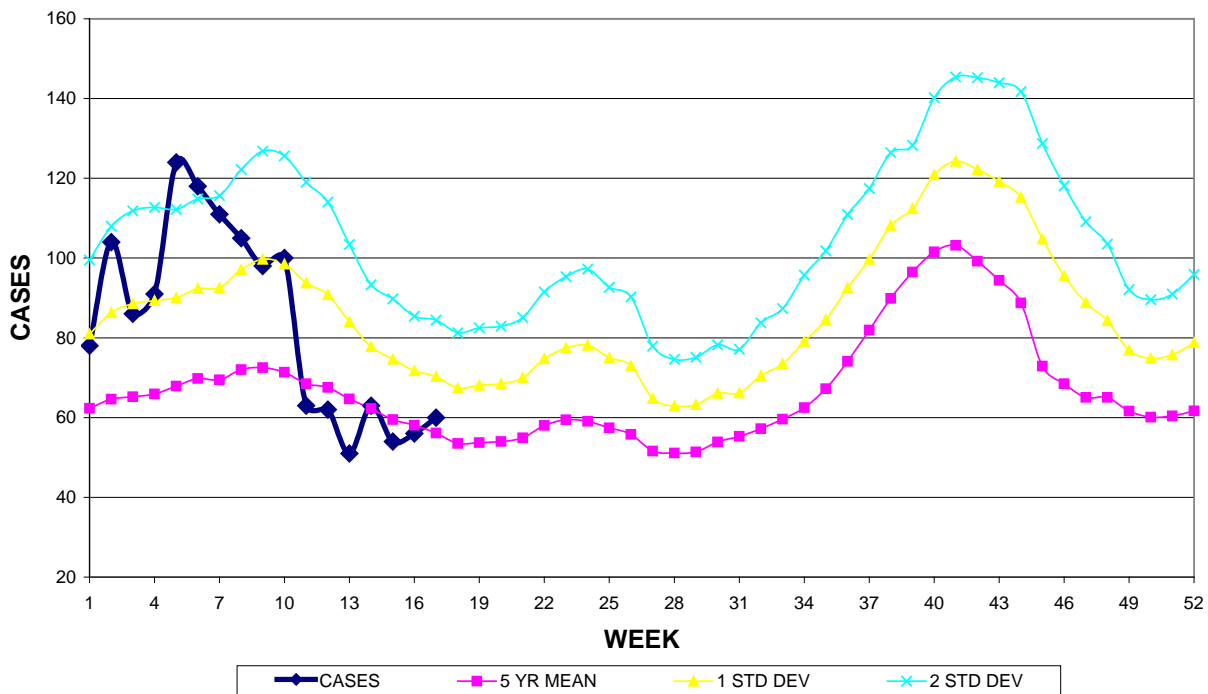


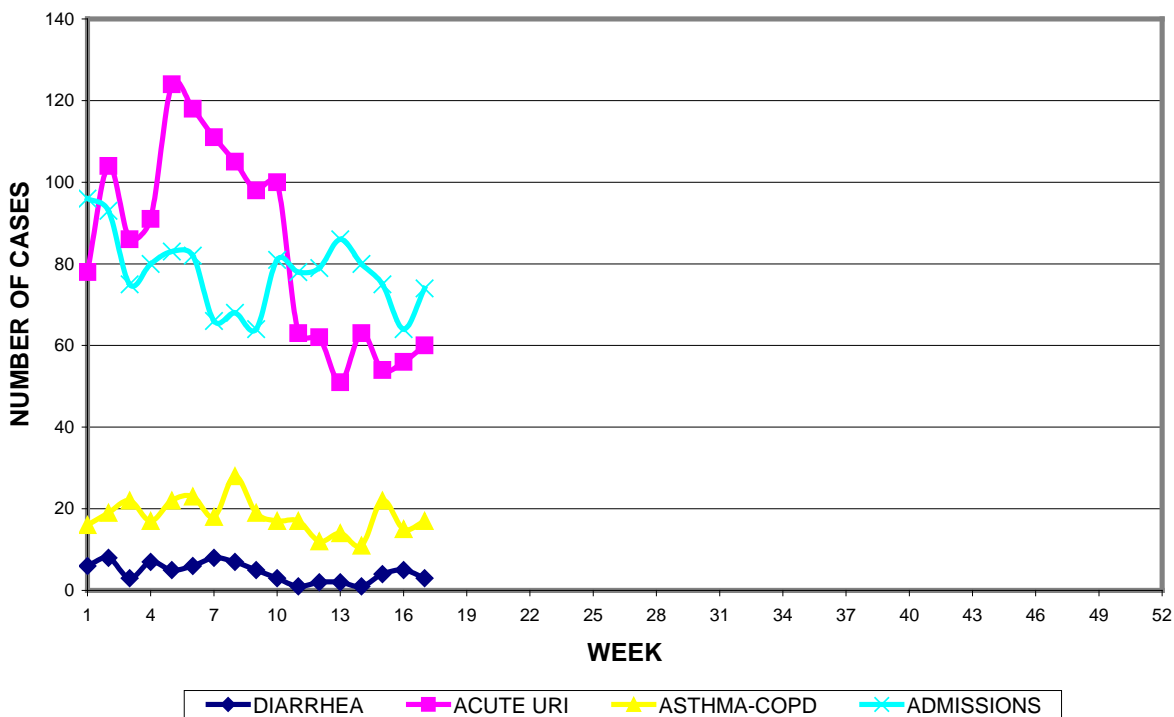
GUAM MEMORIAL HOSPITAL AUTHORITY  
 INFECTION CONTROL DEPARTMENT  
**GUAM EPIDEMIOLOGY NEWSLETTER**  
 REPORT FOR WEEK ENDING: 4/30//2011 (Reporting week 2011-17)

GUAM REPORTS

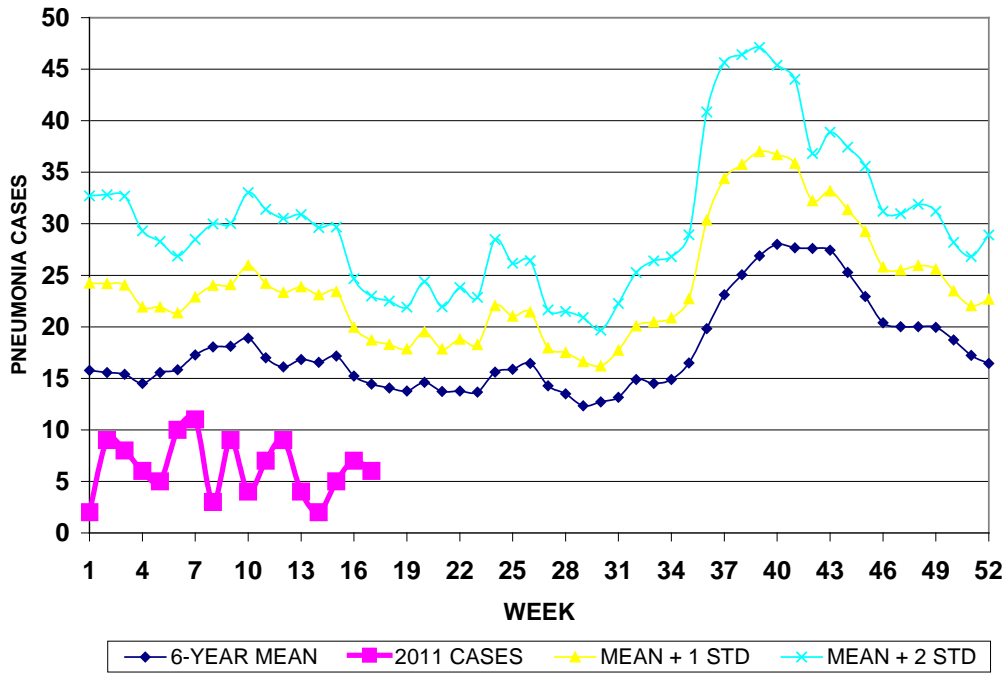
**GUAM ACUTE RESPIRATORY INFECTION SURVEILLANCE 2011;  
 GMHA-EMERGENCY DEPARTMENT PATIENTS BY WEEK SEEN**



GUAM SYNDROMIC DISEASE SURVEILLANCE  
**GMHA-ED PATIENT DIAGNOSES BY WEEK, 2011**



MEDICAL RECORDS AND INFECTION CONTROL DEPARTMENTS  
 GUAM MEMORIAL HOSPITAL AUTHORITY  
**HOSPITAL INPATIENT DISCHARGES WITH A DIAGNOSIS OF  
 PNEUMONIA BY WEEK DISCHARGED, 2011**



**GUAM SENTINEL PHYSICIAN INFLUENZA SURVEILLANCE**  
 REPORTS OF INFLUENZA OR INFLUENZA-LIKE ILLNESSES  
 RECEIVED FOR THE WEEK ENDING 4/30/2011

**No activity** - No cases reported by sentinel physician  
 (ACTIVITY LEVELS: No activity, Sporadic, Local, Regional, Widespread)

Foreign Quarantine & Enteric Diseases Section  
 Bureau of Communicable Disease Control  
 Guam Department of Public Health & Social Services

**H1N1 INFLUENZA SURVEILLANCE, WEEK 17, 2011**

Cumulative 2011: 1 civilian & 4 military cases  
**NO CASES OF H1N1 REPORTED FOR WEEK 17**

INFECTION CONTROL DEPARTMENT  
 GUAM MEMORIAL HOSPITAL AUTHORITY  
**HOSPITALIZATIONS FOR INFLUENZA A or B BY AGE  
 AND MORBIDITY REPORTING WEEK, 2011**

	WEEK										
AGE	8	9	10	11	12	13	14	15	16	17	TOTAL
0-4					1						1
5-18											
19-24											
25-49											
50-64					1						2
65+											
TOTAL	0	0	0	0	2	0	0	0	0	0	3

GUAM MEMORIAL HOSPITAL  
 INFECTION CONTROL DEPARTMENT  
**GMHA-EMERGENCY DEPARTMENT CLINICAL DIAGNOSES OF INFLUENZA OR  
 FLU-SYNDROME BY WEEK AND PATIENT'S VILLAGE OF RESIDENCE, 2011**  
 (Villages listed geographically from northern-most to southern-most)

VILLAGE	WEEK										TOTAL	2011 RATE
	8	9	10	11	12	13	14	15	16	17		
Yigo	0	0	0	0	0	0	1	0	1	0	11	47.76
Dededo	1	3	0	2	4	1	1	0	0	1	37	72.79
Tamuning	1	0	0	2	2	0	0	0	0	0	9	42.25
Barrigada	0	0	1	0	1	0	0	0	0	0	2	48.87
Mangilao	2	0	0	1	0	0	0	0	1	0	12	76.21
M-T-M	0	0	0	0	0	0	0	1	1	0	9	144.65
Hagatna	0	0	1	0	0	0	0	0	0	0	4	307.46
Agaña Hts	1	0	0	1	0	0	0	0	0	0	2	42.92
Sinajana	0	0	0	0	1	0	0	0	0	0	2	88.92
Chalan Pago- Ordot	0	1	0	0	1	0	0	0	0	0	3	71.38
Asan-Maina	0	0	0	0	0	0	0	0	0	0	0	0
Piti	0	0	0	0	0	0	0	0	0	0	0	0
Santa Rita	0	0	1	0	0	0	0	0	0	0	3	33.82
Agat	1	0	0	0	0	0	0	0	0	0	2	29.90
Yona	1	2	0	0	0	0	0	0	0	0	5	65.21
Talofofo	0	0	0	0	0	0	0	0	0	0	1	26.30
Inarajan	0	0	0	0	0	0	0	0	0	0	3	83.13
Merizo	0	0	0	0	0	0	0	0	0	0	2	78.19
Umatac	0	0	0	0	0	0	0	0	0	0	0	0
Unknown	0	0	0	0	0	0	0	0	0	0	0	0
<b>TOTAL</b>	<b>7</b>	<b>6</b>	<b>3</b>	<b>6</b>	<b>9</b>	<b>1</b>	<b>2</b>	<b>1</b>	<b>3</b>	<b>1</b>	<b>114</b>	<b>62.27</b>

NOTE: Rate = cases per 100,000 population for the specified period.

**GUAM ANIMAL DISEASE (ZONOSSES) REPORTS**  
 REPORTS RECEIVED FOR THE WEEK ENDING 4/30/2011

**No cases reported**

BUREAU OF COMMUNICABLE DISEASE CONTROL  
 DEPARTMENT OF PUBLIC HEALTH AND SOCIAL SERVICES  
**ISLAND-WIDE COMMUNICABLE DISEASE REPORT**  
 REPORTS RECEIVED FOR THE WEEK ENDING 4/30/2011

<i>Acinetobacter</i> MDR	1
Chlamydia	5
Conjunctivitis	6
<i>E. coli</i> MDR	3
Gonorrhea	1
Hand, foot and mouth disease	1
Hepatitis B	1
Hepatitis C	2
HSV-1	1
Measles	1
MRSA	10
Mumps	2
Pertussis	13
<i>Salmonella</i>	2
Scarlet fever	1
Streptococcal sore throat	7

PREVENTIVE MEDICINE DEPARTMENT  
 U.S. NAVAL HOSPITAL GUAM

**PNEUMONIA CASES SEEN IN GUAM MILITARY TREATMENT  
 FACILITIES BY WEEK REPORTED, 2011**

