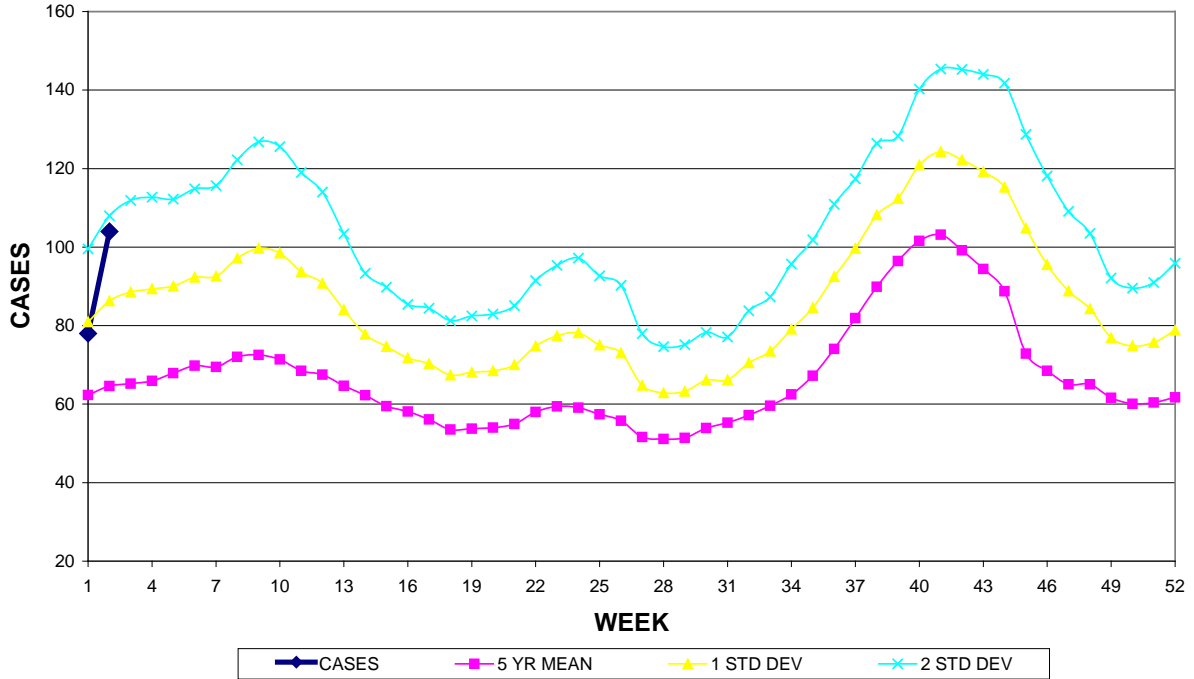


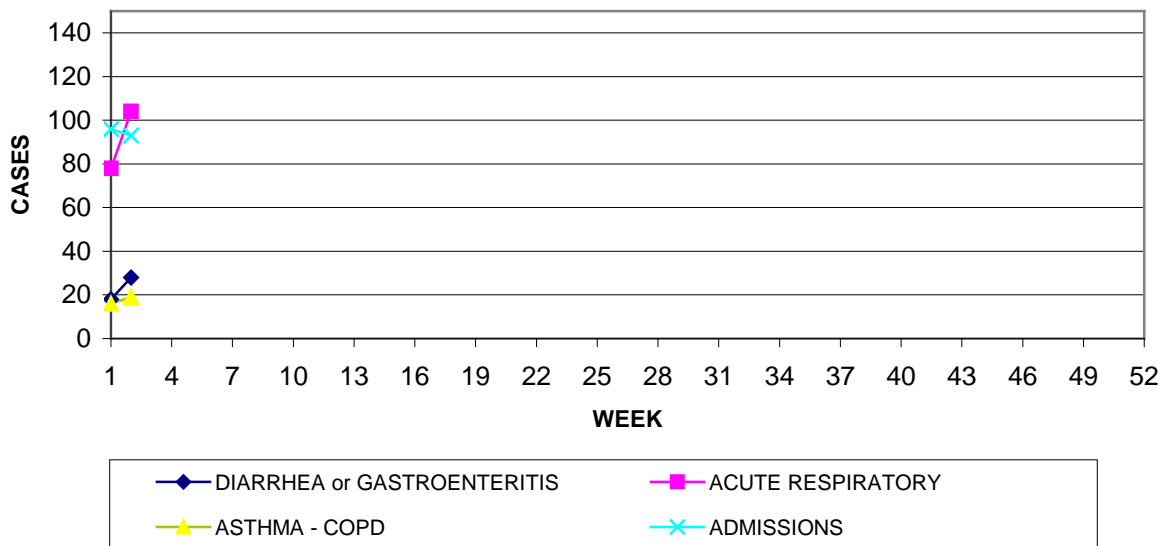
GUAM MEMORIAL HOSPITAL AUTHORITY
 INFECTION CONTROL DEPARTMENT
GUAM EPIDEMIOLOGY NEWSLETTER
 REPORT FOR WEEK ENDING: 1/15//2011 (Reporting week 2011-2)

GUAM REPORTS

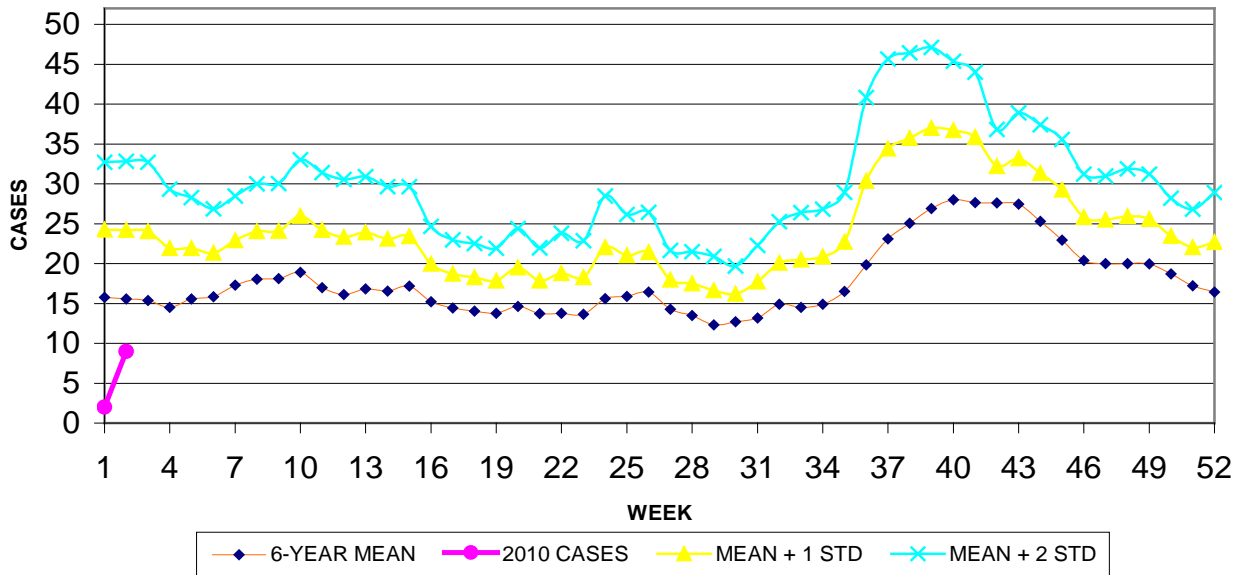
**GUAM ACUTE RESPIRATORY INFECTION SURVEILLANCE 2011;
 GMHA-EMERGENCY DEPARTMENT PATIENTS BY WEEK SEEN**



GUAM SYNDROMIC DISEASE SURVEILLANCE
**GMHA-ED PATIENT DIAGNOSES BY WEEK FOR
 CALENDAR YEAR 2011**



MEDICAL RECORDS AND INFECTION CONTROL DEPARTMENTS
 GUAM MEMORIAL HOSPITAL AUTHORITY
**HOSPITAL INPATIENT DISCHARGES WITH A DIAGNOSIS OF
 PNEUMONIA BY WEEK DISCHARGED, 2011**



GUAM SENTINEL PHYSICIAN INFLUENZA SURVEILLANCE
 REPORTS OF INFLUENZA OR INFLUENZA-LIKE ILLNESSES
 RECEIVED FOR THE WEEK ENDING 1/15/2011

Sporadic activity - 3 cases reported by sentinel physicians
 (ACTIVITY LEVELS: No activity, Sporadic, Local, Regional, Widespread)

Foreign Quarantine & Enteric Diseases Section
 Bureau of Communicable Disease Control
 Guam Department of Public Health & Social Services
H1N1 INFLUENZA SURVEILLANCE, WEEK 2, 2011
 Cumulative 2011: 0 civilian & 0 military cases
NO NEW CASES OF H1N1 CONFIRMED FOR WEEK 2

INFECTION CONTROL DEPARTMENT
 GUAM MEMORIAL HOSPITAL AUTHORITY
**HOSPITALIZATIONS FOR INFLUENZA A or B BY AGE
 AND MORBIDITY REPORTING WEEK, 2011**

	WEEK										
AGE	1	2	3	4	5	6	7	8	9	10	TOTAL
0-4											
5-18											
19-24											
25-49											
50-64											
65+											
TOTAL	0	0									

GUAM MEMORIAL HOSPITAL
INFECTION CONTROL DEPARTMENT
**GMHA-EMERGENCY DEPARTMENT CLINICAL DIAGNOSES OF INFLUENZA OR
FLU-SYNDROME BY WEEK AND PATIENT'S VILLAGE OF RESIDENCE, 2011**
(Villages listed geographically from northern-most to southern-most)

WEEK

VILLAGE	1	2	3	4	5	6	7	8	9	10	TOTAL	RATE Week 1, 2011
Yigo	0	2									2	8.68
Dededo	4	0									4	7.87
Tamuning	0	1									1	4.69
Barrigada	0	0									0	0
Mangilao	0	1									1	6.35
M-T-M	0	1									1	14.47
Hagatna	0	1									1	76.86
Agaña Hts	0	0									0	0
Sinajana	0	2									2	14.47
Chalan Pago- Ordot	0	0									0	0
Asan-Maina	0	0									0	0
Piti	0	0									0	0
Santa Rita	0	1									1	11.27
Agat	0	0									0	0
Yona	0	0									0	0
Talofofu	0	0									0	0
Inarajan	0	0									0	0
Merizo	0	0									0	0
Umatac	0	0									0	0
Unknown	0	0									0	0
TOTAL	4	9									13	7.10

NOTE: Rate = cases per 100,000 population for the specified period.

GUAM ANIMAL DISEASE (ZONOSSES) REPORTS
REPORTS RECEIVED FOR THE WEEK ENDING 1/15/2011
Anaplasmosis – 2 canine cases reported

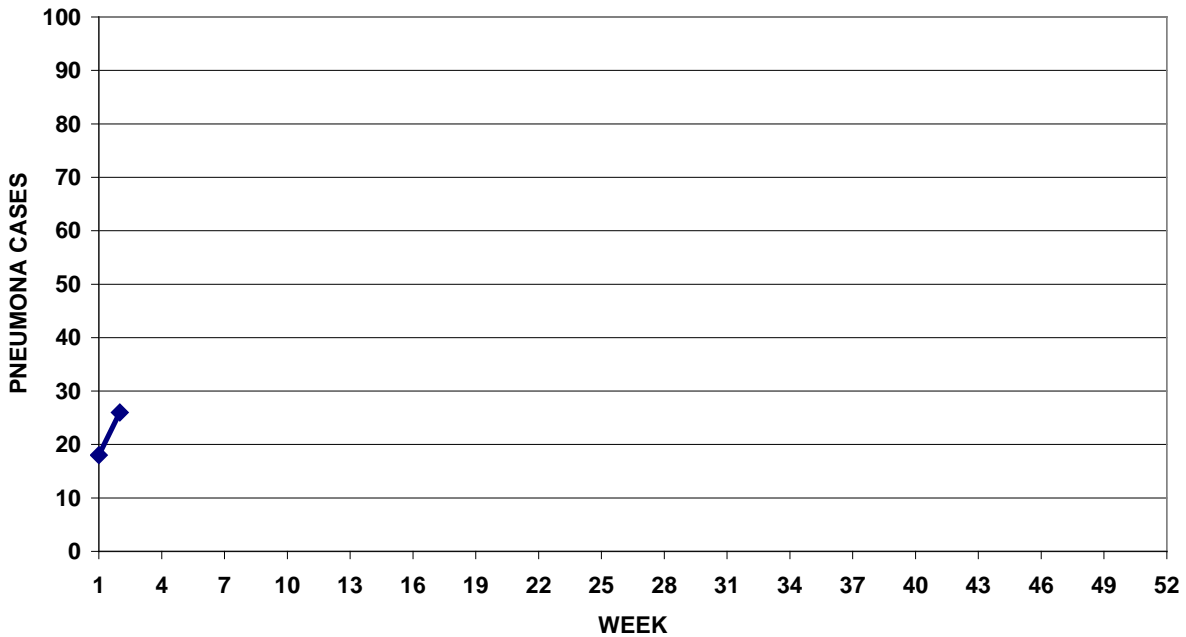
BUREAU OF COMMUNICABLE DISEASE CONTROL
 DEPARTMENT OF PUBLIC HEALTH AND SOCIAL SERVICES
ISLAND-WIDE COMMUNICABLE DISEASE REPORT

REPORTS RECEIVED FOR THE WEEK ENDING 1/15/2011

Chlamydia	6
Gonorrhea	1
Hepatitis B	1
Influenza A	9*
Mumps	2
Streptococcal sore throat	8
Tuberculosis	1

* All Japanese tourists treated as outpatients

PREVENTIVE MEDICINE DEPARTMENT
 U.S. NAVAL HOSPITAL GUAM
**PNEUMONIA CASES SEEN IN GUAM MILITARY TREATMENT
 FACILITIES BY WEEK REPORTED, 2011**



REGIONAL NEWS – RABIES

A 38 year old mother of 3 from Iloilo died on 8 January, almost 6 months after being bitten by a 3-month-old puppy. Her sister, also bitten by the puppy, had received shots of anti-rabies vaccine and is well, but the victim hesitated to seek medication immediately after she was bitten.

NOTE: Rabies is endemic in most countries of South East Asia, the Philippines and Indonesia (including Bali). The most deaths due to rabies in the region occur in India (approximately 20,000 annually) but the highest human death rate due to rabies is reported by Bangladesh (3.3 per 100,000 population annually).

Source: *Panay News* and *WHO SEA report 2009 [edited]*

W.H.O. INFLUENZA A(H5N1) SURVEILLANCE

WHO reports the cumulative number of confirmed human cases and deaths due to avian influenza (H5N1) at : <http://www.who.int/csr/disease/avian_influenza/en/index.html>. The table below reflects totals provided at this web site as of 9:15 PM, 1/13/2011 Guam-time.

COUNTRY		2004	2005	2006	2007	2008	2009	2010	2011	TOTAL
Azerbaijan	Cases	0	0	8	0	0	0	0	0	8
	Deaths	0	0	5	0	0	0	0	0	5
Bangladesh	Cases	0	0	0	0	1	0	0	0	1
	Deaths	0	0	0	0	0	0	0	0	0
Cambodia	Cases	0	4	2	1	1	1	1	0	10
	Deaths	0	4	2	1	0	0	1	0	8
China	Cases	0	8	13	5	4	7	2	0	40
	Deaths	0	5	8	3	4	4	1	0	26
Djibouti	Cases	0	0	1	0	0	0	0	0	1
	Deaths	0	0	0	0	0	0	0	0	0
Egypt	Cases	0	0	18	25	8	39	29	1	120
	Deaths	0	0	10	9	4	4	13	0	40
Indonesia	Cases	0	20	55	42	24	21	9	0	171
	Deaths	0	13	45	37	20	19	7	0	141
Iraq	Cases	0	0	3	0	0	0	0	0	3
	Deaths	0	0	2	0	0	0	0	0	2
Laos	Cases	0	0	0	2	0	0	0	0	2
	Deaths	0	0	0	2	0	0	0	0	2
Myanmar	Cases	0	0	0	1	0	0	0	0	1
	Deaths	0	0	0	0	0	0	0	0	0
Nigeria	Cases	0	0	0	1	0	0	0	0	1
	Deaths	0	0	0	1	0	0	0	0	1
Pakistan	Cases	0	0	0	3	0	0	0	0	3
	Deaths	0	0	0	1	0	0	0	0	1
Thailand	Cases	17	5	3	0	0	0	0	0	25
	Deaths	12	2	3	0	0	0	0	0	17
Turkey	Cases	0	0	12	0	0	0	0	0	12
	Deaths	0	0	4	0	0	0	0	0	4
Viet Nam	Cases	29	61	0	8	6	5	7	0	119
	Deaths	20	19	0	5	5	5	2	0	59
TOTAL	Cases	46	98	115	88	44	73	48	1	517
	Deaths	32	43	79	59	33	32	24	0	306

NOTE: Total number of cases includes number of deaths. WHO reports only laboratory-confirmed cases. Figures that have changed since last week's report are noted in **BOLD**, the number of new cases is enclosed ()