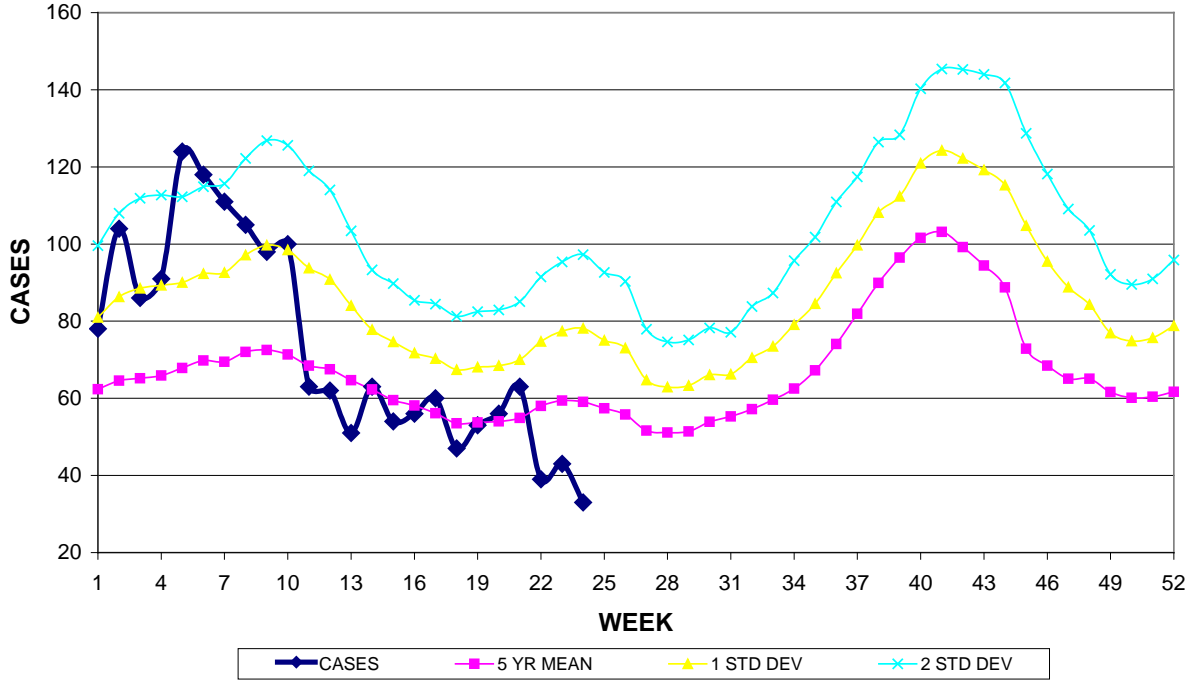


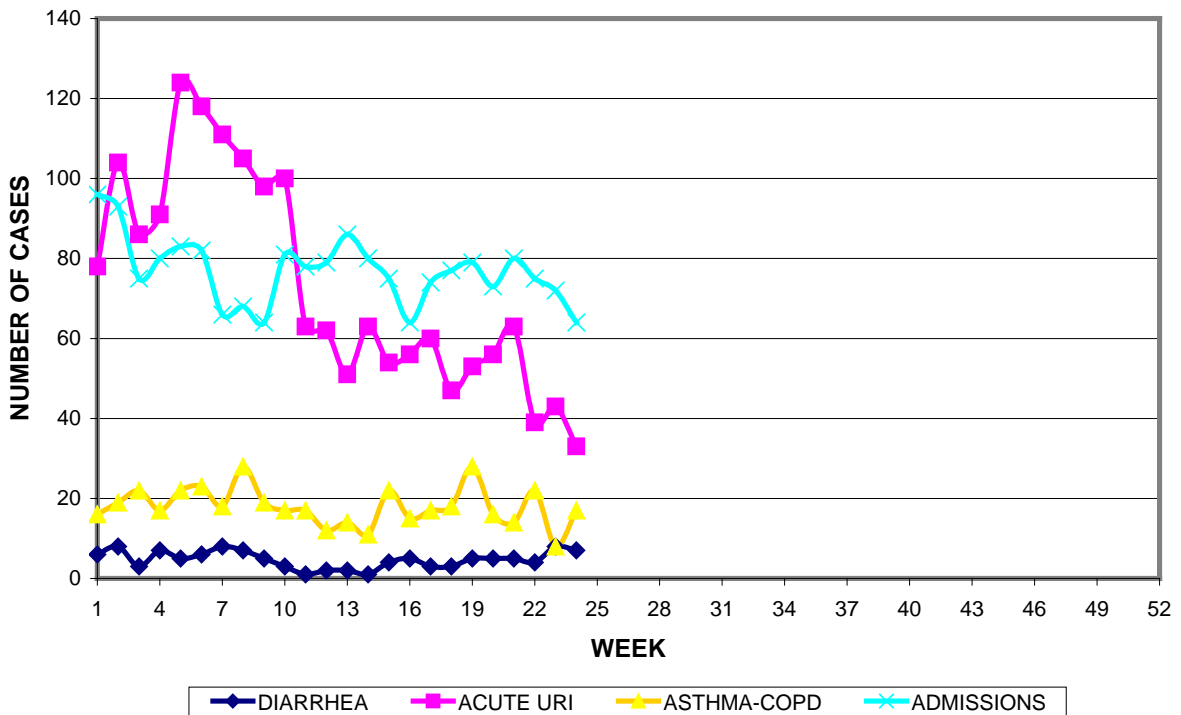
GUAM MEMORIAL HOSPITAL AUTHORITY
 INFECTION CONTROL DEPARTMENT
GUAM EPIDEMIOLOGY NEWSLETTER
 REPORT FOR WEEK ENDING: 6/18//2011 (Reporting week 2011-24)

GUAM REPORTS

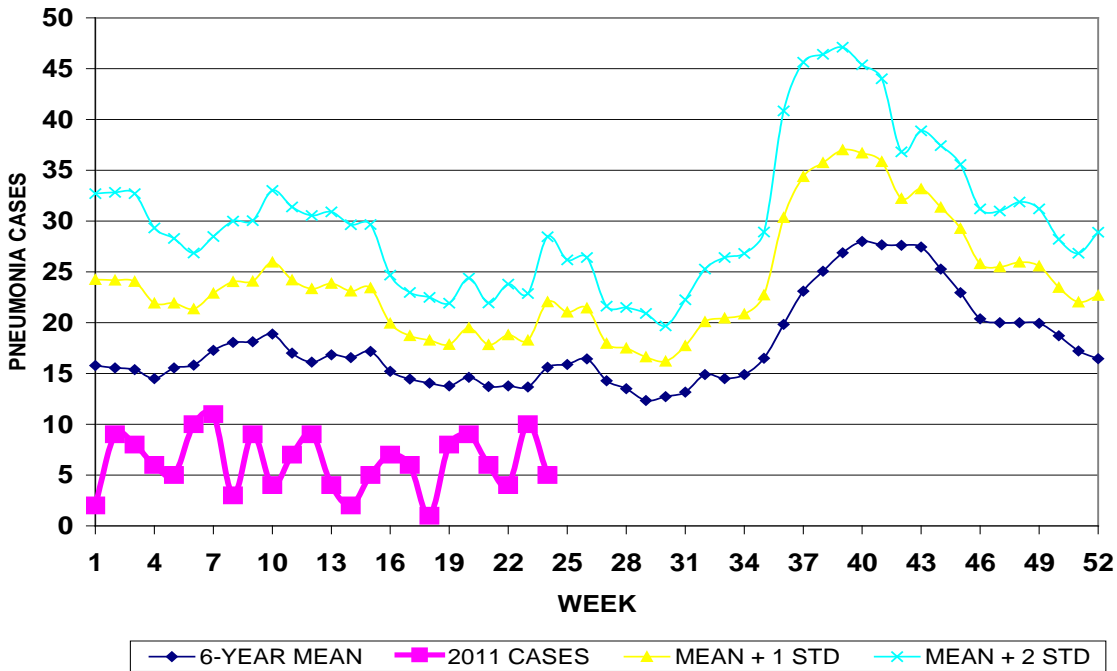
**GUAM ACUTE RESPIRATORY INFECTION SURVEILLANCE 2011;
 GMHA-EMERGENCY DEPARTMENT PATIENTS BY WEEK SEEN**



GUAM SYNDROMIC DISEASE SURVEILLANCE
GMHA-ED PATIENT DIAGNOSES BY WEEK, 2011



**HOSPITAL INPATIENT DISCHARGES WITH A DIAGNOSIS OF
 PNEUMONIA BY WEEK DISCHARGED, 2011**



**GUAM SENTINEL PHYSICIAN INFLUENZA SURVEILLANCE
 REPORTS OF INFLUENZA OR INFLUENZA-LIKE ILLNESSES
 RECEIVED FOR THE WEEK ENDING 6/18/2011**

Sporadic activity – One case reported by sentinel physician

(ACTIVITY LEVELS: No activity, Sporadic, Local, Regional, Widespread)

Foreign Quarantine & Enteric Diseases Section
 Bureau of Communicable Disease Control

Guam Department of Public Health & Social Services

H1N1 INFLUENZA SURVEILLANCE, WEEK 24, 2011

Cumulative 2011: 1 civilian & 4 military cases

NO CASES OF H1N1 REPORTED FOR WEEK 24

INFECTION CONTROL DEPARTMENT
 GUAM MEMORIAL HOSPITAL AUTHORITY

**HOSPITALIZATIONS FOR INFLUENZA A or B BY AGE
 AND MORBIDITY REPORTING WEEK, 2011**

WEEK

AGE	15	16	17	18	19	20	21	22	23	24	TOTAL
0-4											1
5-18											
19-24											
25-49											
50-64											2
65+											
TOTAL	0	0	0	0	0	0	0	0	0	0	3

GUAM MEMORIAL HOSPITAL
 INFECTION CONTROL DEPARTMENT
**GMHA-EMERGENCY DEPARTMENT CLINICAL DIAGNOSES OF INFLUENZA OR
 FLU-SYNDROME BY WEEK AND PATIENT'S VILLAGE OF RESIDENCE, 2011**
 (Villages listed geographically from northern-most to southern-most)

VILLAGE	WEEK										TOTAL	2011 RATE
	15	16	17	18	19	20	21	22	23	24		
Yigo	0	1	0	1	0	0	4	0	0	0	16	69.47
Dededo	0	0	1	0	0	0	1	0	0	1	39	76.73
Tamuning	0	0	0	0	0	0	1	0	1	0	11	51.64
Barrigada	0	0	0	0	0	1	0	1	0	0	4	68.41
Mangilao	0	1	0	0	0	0	0	0	0	0	12	76.21
M-T-M	1	1	0	0	0	1	1	0	0	0	11	173.59
Hagatna	0	0	0	0	0	0	0	0	0	0	4	307.46
Agaña Hts	0	0	0	0	0	0	0	0	0	0	2	42.92
Sinajana	0	0	0	0	0	0	0	0	0	0	2	88.92
Chalan Pago- Ordot	0	0	0	0	0	0	0	1	0	0	4	85.65
Asan-Maina	0	0	0	0	0	0	0	0	0	0	0	0
Piti	0	0	0	0	0	0	0	0	0	0	0	0
Santa Rita	0	0	0	0	0	0	0	0	0	0	3	33.82
Agat	0	0	0	0	0	0	0	0	0	0	2	29.90
Yona	0	0	0	0	1	0	0	0	0	0	6	78.25
Talofofu	0	0	0	0	0	1	0	1	0	0	3	78.91
Inarajan	0	0	0	0	0	0	0	0	0	0	3	83.13
Merizo	0	0	0	0	0	0	0	0	0	0	2	78.19
Umatac	0	0	0	0	0	0	0	0	0	0	0	0
Unknown	0	0	0	0	0	0	0	0	0	0	0	0
TOTAL	1	3	1	1	1	3	7	3	1	1	130	71.55

NOTE: Rate = cases per 100,000 population for the specified period.

GUAM ANIMAL DISEASE (ZONOSSES) REPORTS
 REPORTS RECEIVED FOR THE WEEK ENDING 6/18/2011

None reported

BUREAU OF COMMUNICABLE DISEASE CONTROL
 DEPARTMENT OF PUBLIC HEALTH AND SOCIAL SERVICES
ISLAND-WIDE COMMUNICABLE DISEASE REPORT
 REPORTS RECEIVED FOR THE WEEK ENDING 6/11/2011

<i>Acinetobacter</i> MDR	2
AIDS	1
Chickenpox	4
<i>Chlamydia trachomatis</i>	21
Conjunctivitis	4
<i>E. coli</i> MDR	3
Gonorrhea	3
Hepatitis A	1
Hepatitis B	2
Hepatitis C	4
HPV	1
HSV	2
<i>Klebsiella</i> MDR	4
MRSA	16
Pertussis	1
RSV	2
Shigellosis	2
Streptococcal sore throat	11
Streptococcal disease, other	5
Tuberculosis	3
VRE	3
VRSA	2

PREVENTIVE MEDICINE DEPARTMENT
 U.S. NAVAL HOSPITAL GUAM

**PNEUMONIA CASES SEEN IN GUAM MILITARY TREATMENT
 FACILITIES BY WEEK REPORTED, 2011**

