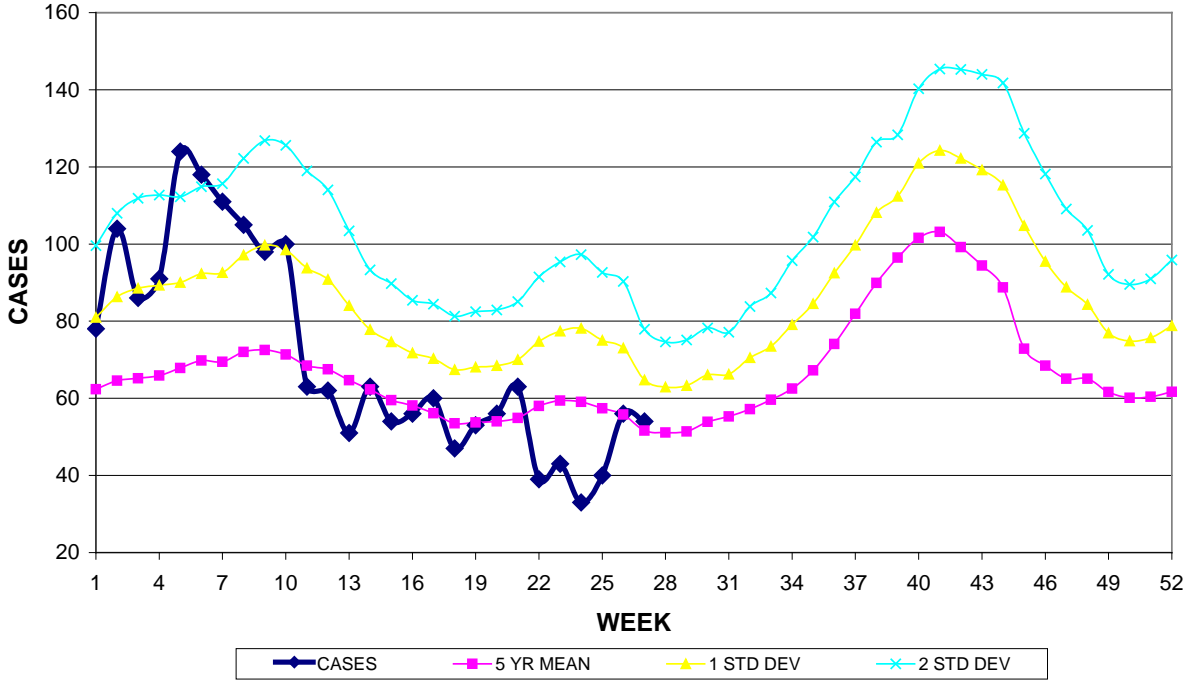


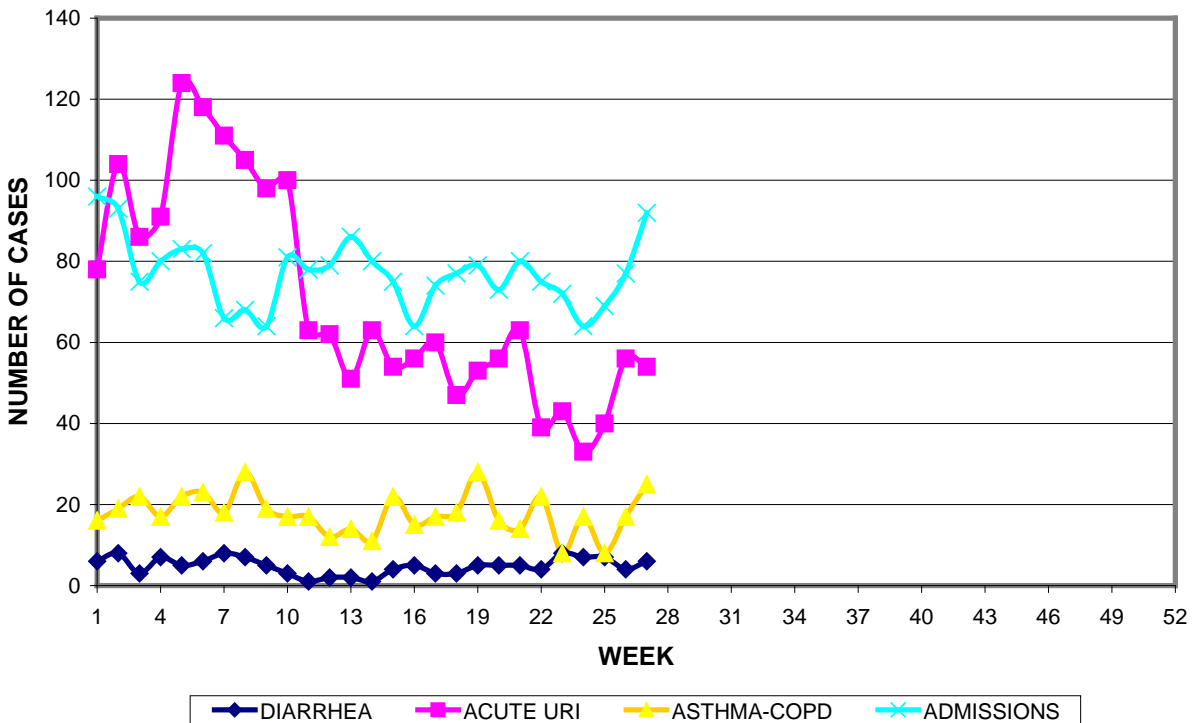
GUAM MEMORIAL HOSPITAL AUTHORITY  
 INFECTION CONTROL DEPARTMENT  
**GUAM EPIDEMIOLOGY NEWSLETTER**  
 REPORT FOR WEEK ENDING: 7/9//2011 (Reporting week 2011-27)

GUAM REPORTS

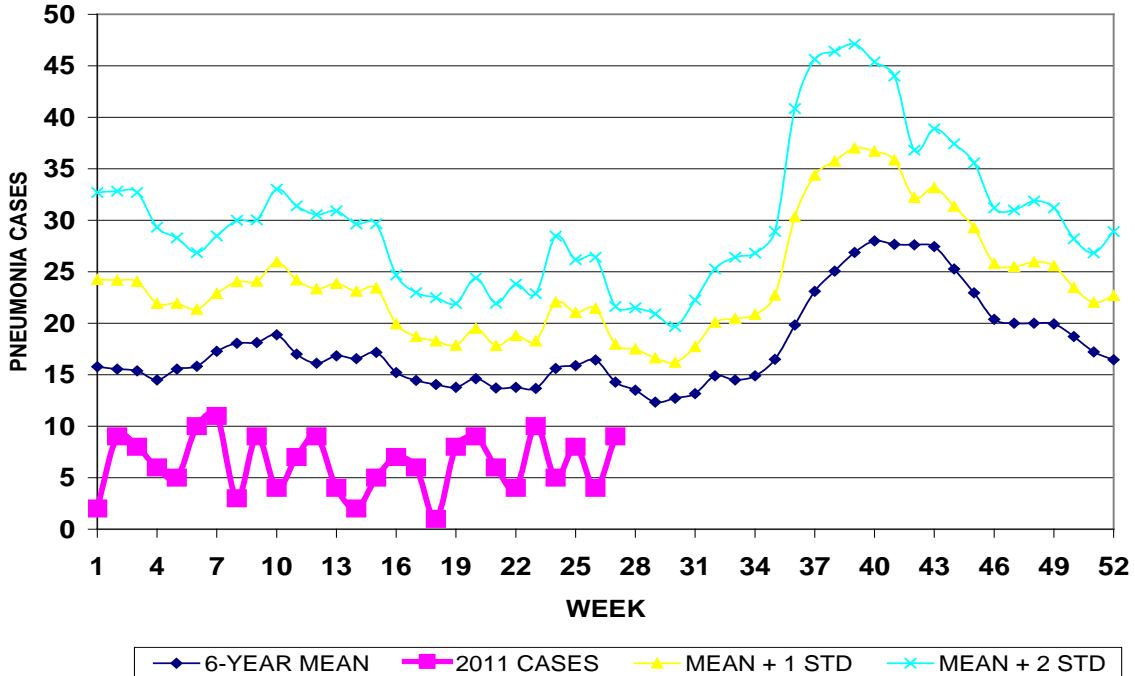
**GUAM ACUTE RESPIRATORY INFECTION SURVEILLANCE 2011;  
 GMHA-EMERGENCY DEPARTMENT PATIENTS BY WEEK SEEN**



GUAM SYNDROMIC DISEASE SURVEILLANCE  
**GMHA-ED PATIENT DIAGNOSES BY WEEK, 2011**



MEDICAL RECORDS AND INFECTION CONTROL DEPARTMENTS  
 GUAM MEMORIAL HOSPITAL AUTHORITY  
**HOSPITAL INPATIENT DISCHARGES WITH A DIAGNOSIS OF  
 PNEUMONIA BY WEEK DISCHARGED, 2011**



**GUAM SENTINEL PHYSICIAN INFLUENZA SURVEILLANCE**  
 REPORTS OF INFLUENZA OR INFLUENZA-LIKE ILLNESSES  
 RECEIVED FOR THE WEEK ENDING 7/9/2011

**No activity** – No cases reported by sentinel physician  
 (ACTIVITY LEVELS: No activity, Sporadic, Local, Regional, Widespread)

Foreign Quarantine & Enteric Diseases Section  
 Bureau of Communicable Disease Control  
 Guam Department of Public Health & Social Services

**H1N1 INFLUENZA SURVEILLANCE, WEEK 27, 2011**

Cumulative 2011: 1 civilian & 4 military cases  
**NO CASES OF H1N1 REPORTED FOR WEEK 27**

INFECTION CONTROL DEPARTMENT  
 GUAM MEMORIAL HOSPITAL AUTHORITY  
**HOSPITALIZATIONS FOR INFLUENZA A or B BY AGE  
 AND MORBIDITY REPORTING WEEK, 2011**

	WEEK										
AGE	17	18	19	20	21	22	23	24	25	26	TOTAL
0-4											1
5-18											
19-24											
25-49											
50-64											2
65+											
TOTAL	0	0	0	0	0	0	0	0	0	0	3

GUAM MEMORIAL HOSPITAL  
INFECTION CONTROL DEPARTMENT  
**GMHA-EMERGENCY DEPARTMENT CLINICAL DIAGNOSES OF INFLUENZA OR  
FLU-SYNDROME BY WEEK AND PATIENT'S VILLAGE OF RESIDENCE, 2011**  
(Villages listed geographically from northern-most to southern-most)

VILLAGE	WEEK										TOTAL	2011 RATE
	18	19	20	21	22	23	24	25	26	27		
Yigo	1	0	0	4	0	0	0	0	0	0	16	69.47
Dededo	0	0	0	1	0	0	1	1	0	2	41	82.63
Tamuning	0	0	0	1	0	1	0	0	0	1	12	56.33
Barrigada	0	0	1	0	1	0	0	0	0	0	4	68.41
Mangilao	0	0	0	0	0	0	0	0	1	0	12	82.59
M-T-M	0	0	1	1	0	0	0	0	0	1	12	188.05
Hagatna	0	0	0	0	0	0	0	0	0	0	4	307.46
Agaña Hts	0	0	0	0	0	0	0	0	0	0	2	42.92
Sinajana	0	0	0	0	0	0	0	0	0	0	2	88.92
Chalan Pago-Ordot	0	0	0	0	1	0	0	0	1	0	4	99.93
Asan-Maina	0	0	0	0	0	0	0	0	0	0	0	0
Piti	0	0	0	0	0	0	0	0	0	0	0	0
Santa Rita	0	0	0	0	0	0	0	0	0	0	3	33.82
Agat	0	0	0	0	0	0	0	0	0	0	2	29.90
Yona	0	1	0	0	0	0	0	0	1	1	7	104.33
Talofofu	0	0	1	0	1	0	0	0	0	0	3	78.91
Inarajan	0	0	0	0	0	0	0	0	0	0	3	83.13
Merizo	0	0	0	0	0	0	0	0	0	1	3	117.28
Umatac	0	0	0	0	0	0	0	0	0	0	0	0
Unknown	0	0	0	0	0	0	0	0	0	0	0	0
<b>TOTAL</b>	1	1	3	7	3	1	1	1	1	6	136	77.02

NOTE: Rate = cases per 100,000 population for the specified period.

**GUAM ANIMAL DISEASE (ZONOSSES) REPORTS**  
REPORTS RECEIVED FOR THE WEEK ENDING 7/9/2011

**Anaplasmosis – 2 canine**

BUREAU OF COMMUNICABLE DISEASE CONTROL  
 DEPARTMENT OF PUBLIC HEALTH AND SOCIAL SERVICES  
**ISLAND-WIDE COMMUNICABLE DISEASE REPORT**  
 REPORTS RECEIVED FOR THE WEEK ENDING 7/9/2011

<i>Acinetobacter baumannii</i> MDR	3
<i>Campylobacter</i> sp.	1
<i>Chlamydia trachomatis</i>	9
Conjunctivitis	2
<i>Clostridium difficile</i>	3
E. coli MDR	1
<i>Enterobacter cloacae</i> MDR	1
Gonorrhea	1
Hepatitis C	3
HIV	1
HSV-2	1
<i>Klebsiella pneumoniae</i> MDR	2
MRSA	13
RSV	3
Streptococcal sore throat	7
Streptococcal disease, other	1
Tuberculosis	3
VRE	1

PREVENTIVE MEDICINE DEPARTMENT  
 U.S. NAVAL HOSPITAL GUAM

**PNEUMONIA CASES SEEN IN GUAM MILITARY TREATMENT  
 FACILITIES BY WEEK REPORTED, 2011**

