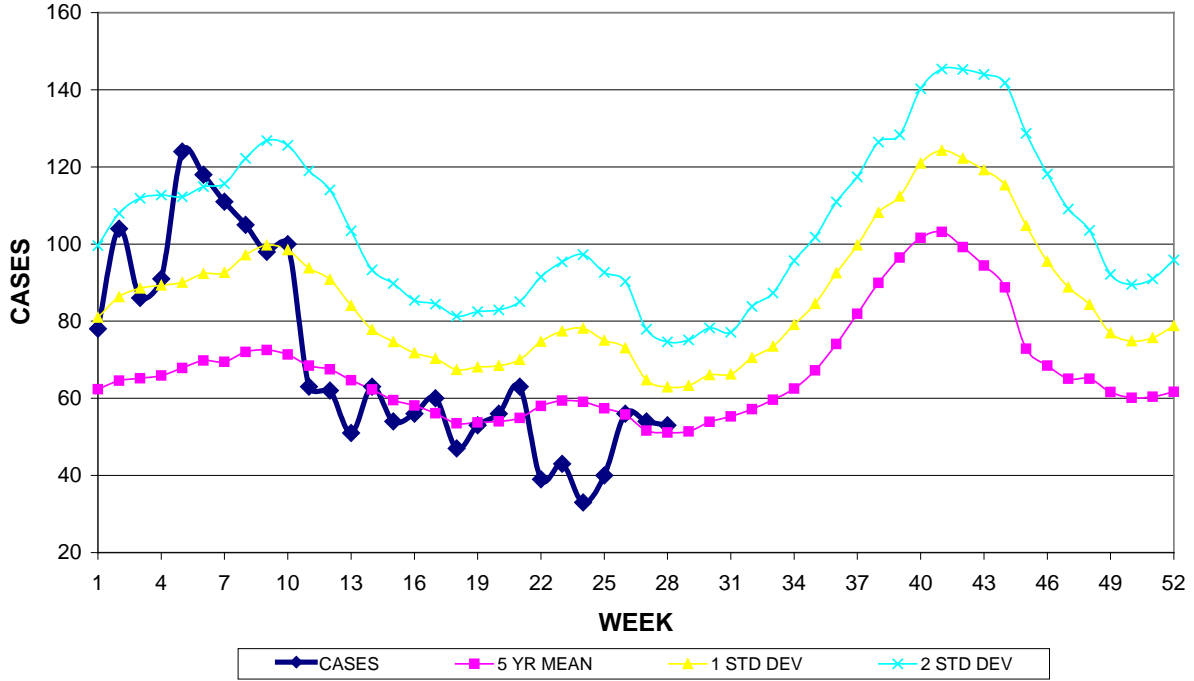


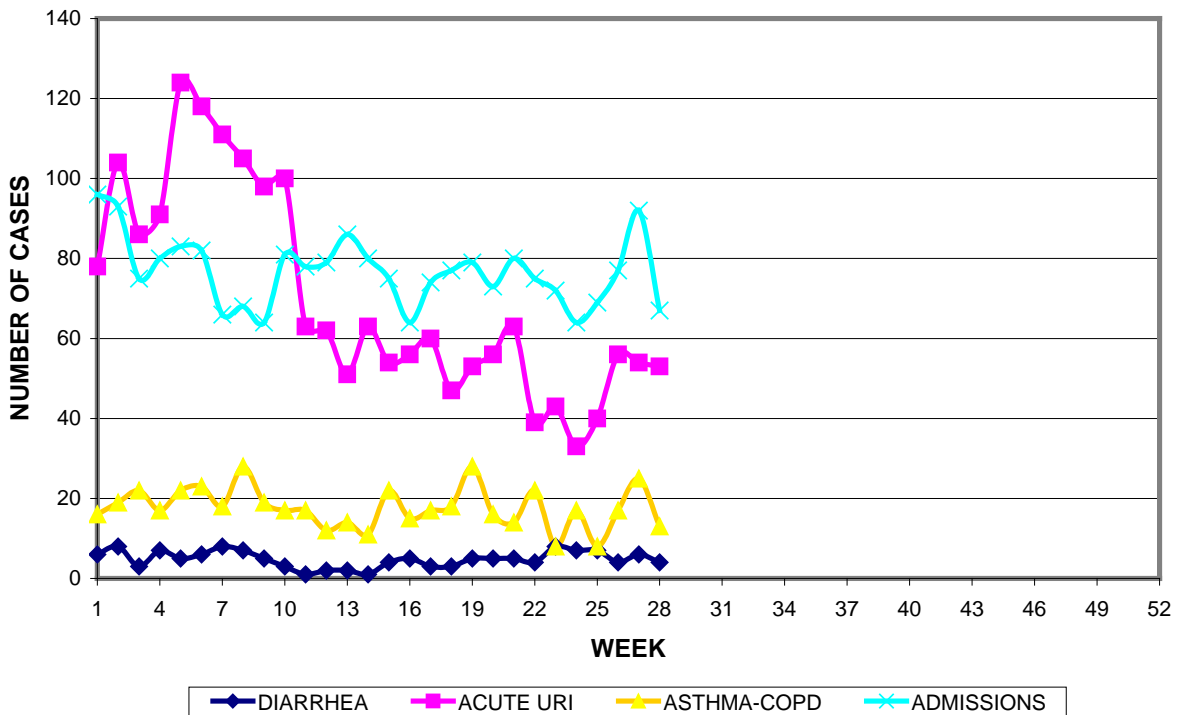
GUAM MEMORIAL HOSPITAL AUTHORITY
 INFECTION CONTROL DEPARTMENT
GUAM EPIDEMIOLOGY NEWSLETTER
 REPORT FOR WEEK ENDING: 7/16//2011 (Reporting week 2011-28)

GUAM REPORTS

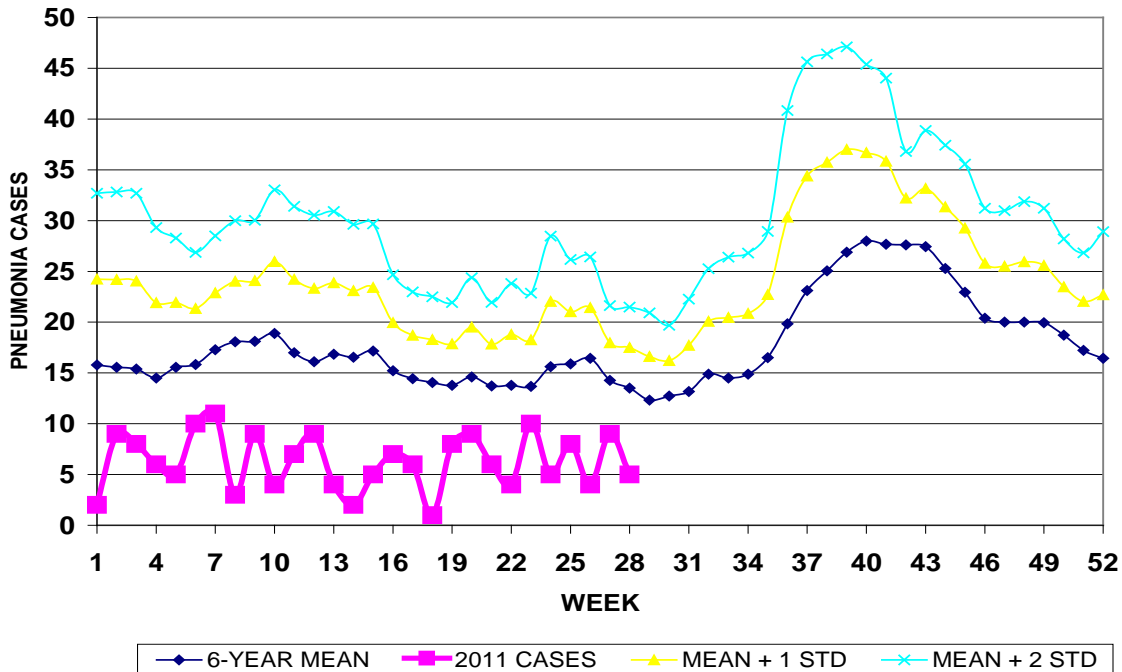
**GUAM ACUTE RESPIRATORY INFECTION SURVEILLANCE 2011;
 GMHA-EMERGENCY DEPARTMENT PATIENTS BY WEEK SEEN**



GUAM SYNDROMIC DISEASE SURVEILLANCE
GMHA-ED PATIENT DIAGNOSES BY WEEK, 2011



**HOSPITAL INPATIENT DISCHARGES WITH A DIAGNOSIS OF
 PNEUMONIA BY WEEK DISCHARGED, 2011**



GUAM SENTINEL PHYSICIAN INFLUENZA SURVEILLANCE
 REPORTS OF INFLUENZA OR INFLUENZA-LIKE ILLNESSES
 RECEIVED FOR THE WEEK ENDING 7/16/2011

No activity – No cases reported by sentinel physician
 (ACTIVITY LEVELS: No activity, Sporadic, Local, Regional, Widespread)

Foreign Quarantine & Enteric Diseases Section
 Bureau of Communicable Disease Control
 Guam Department of Public Health & Social Services

H1N1 INFLUENZA SURVEILLANCE, WEEK 28, 2011

Cumulative 2011: 1 civilian & 4 military cases
NO CASES OF H1N1 REPORTED FOR WEEK 28

INFECTION CONTROL DEPARTMENT
 GUAM MEMORIAL HOSPITAL AUTHORITY

**HOSPITALIZATIONS FOR INFLUENZA A or B BY AGE
 AND MORBIDITY REPORTING WEEK, 2011**

	WEEK										
AGE	19	20	21	22	23	24	25	26	27	28	TOTAL
0-4											1
5-18											
19-24											
25-49											
50-64											2
65+											
TOTAL	0	0	0	0	0	0	0	0	0	0	3

GUAM MEMORIAL HOSPITAL
INFECTION CONTROL DEPARTMENT
**GMHA-EMERGENCY DEPARTMENT CLINICAL DIAGNOSES OF INFLUENZA OR
FLU-SYNDROME BY WEEK AND PATIENT'S VILLAGE OF RESIDENCE, 2011**
(Villages listed geographically from northern-most to southern-most)

VILLAGE	WEEK										TOTAL	2011 RATE
	19	20	21	22	23	24	25	26	27	28		
Yigo	0	0	4	0	0	0	0	0	0	0	16	69.47
Dededo	0	0	1	0	0	1	1	0	2	0	41	82.63
Tamuning	0	0	1	0	1	0	0	0	1	0	12	56.33
Barrigada	0	1	0	1	0	0	0	0	0	0	4	68.41
Mangilao	0	0	0	0	0	0	0	1	0	0	12	82.59
M-T-M	0	1	1	0	0	0	0	0	1	1	12	202.52
Hagatna	0	0	0	0	0	0	0	0	0	0	4	307.46
Agaña Hts	0	0	0	0	0	0	0	0	0	0	2	42.92
Sinajana	0	0	0	0	0	0	0	0	0	0	2	88.92
Chalan Pago- Ordot	0	0	0	1	0	0	0	1	0	0	4	99.93
Asan- Maina	0	0	0	0	0	0	0	0	0	0	0	0
Piti	0	0	0	0	0	0	0	0	0	0	0	0
Santa Rita	0	0	0	0	0	0	0	0	0	0	3	33.82
Agat	0	0	0	0	0	0	0	0	0	0	2	29.90
Yona	1	0	0	0	0	0	0	1	1	0	7	104.33
Talofofo	0	1	0	1	0	0	0	0	0	0	3	78.91
Inarajan	0	0	0	0	0	0	0	0	0	0	3	83.13
Merizo	0	0	0	0	0	0	0	0	1	0	3	117.28
Umatac	0	0	0	0	0	0	0	0	0	0	0	0
Unknown	0	0	0	0	0	0	0	0	0	0	0	0
TOTAL	1	3	7	3	1	1	1	1	6	1	136	77.56

NOTE: Rate = cases per 100,000 population for the specified period.

GUAM ANIMAL DISEASE (ZONOSSES) REPORTS
REPORTS RECEIVED FOR THE WEEK ENDING 7/16/2011

Anaplasmosis – 2 canine

BUREAU OF COMMUNICABLE DISEASE CONTROL
 DEPARTMENT OF PUBLIC HEALTH AND SOCIAL SERVICES
ISLAND-WIDE COMMUNICABLE DISEASE REPORT
 REPORTS RECEIVED FOR THE WEEK ENDING 7/16/2011

Chickenpox	3
<i>Chlamydia trachomatis</i>	20
Conjunctivitis	14
Hepatitis A	3
Hepatitis C	2
HSV 1	3
HSV 2	2
<i>Klebsiella pneumoniae</i> MDR	2
MRSA	13
Pertussis	1
RSV	1
Streptococcal sore throat	7
Streptococcal disease, other	2
Tuberculosis	2
<i>Vibrio parahaemolyticus</i>	1

PREVENTIVE MEDICINE DEPARTMENT
 U.S. NAVAL HOSPITAL GUAM

**PNEUMONIA CASES SEEN IN GUAM MILITARY TREATMENT
 FACILITIES BY WEEK REPORTED, 2011**

