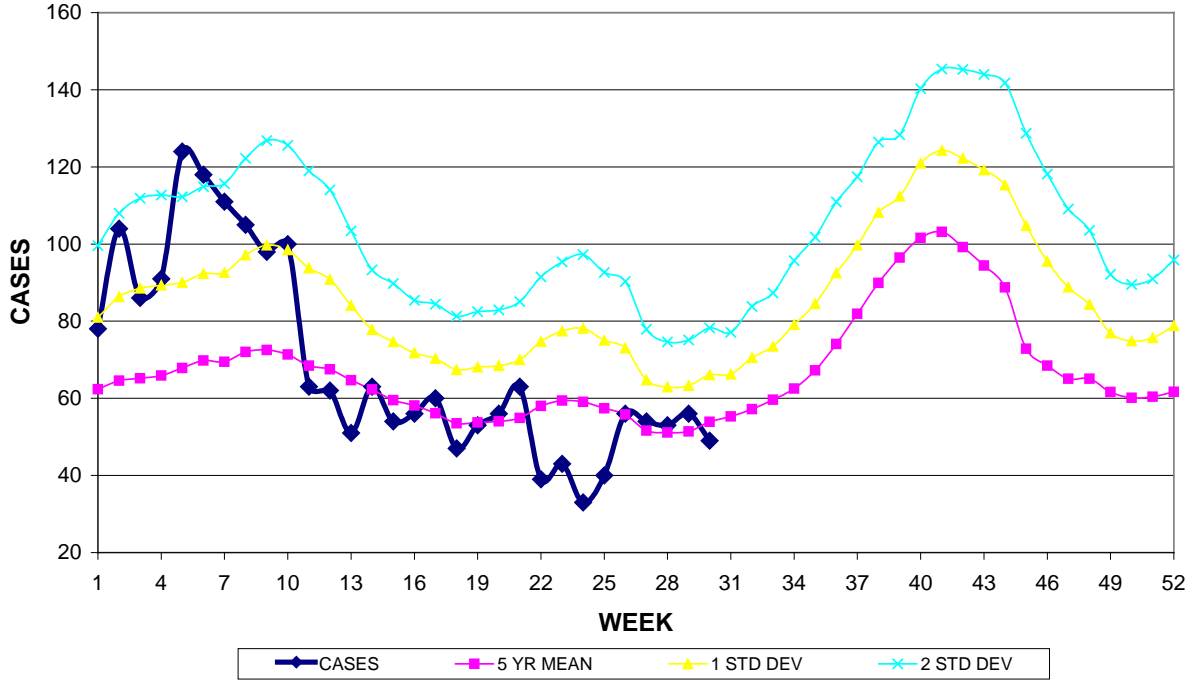


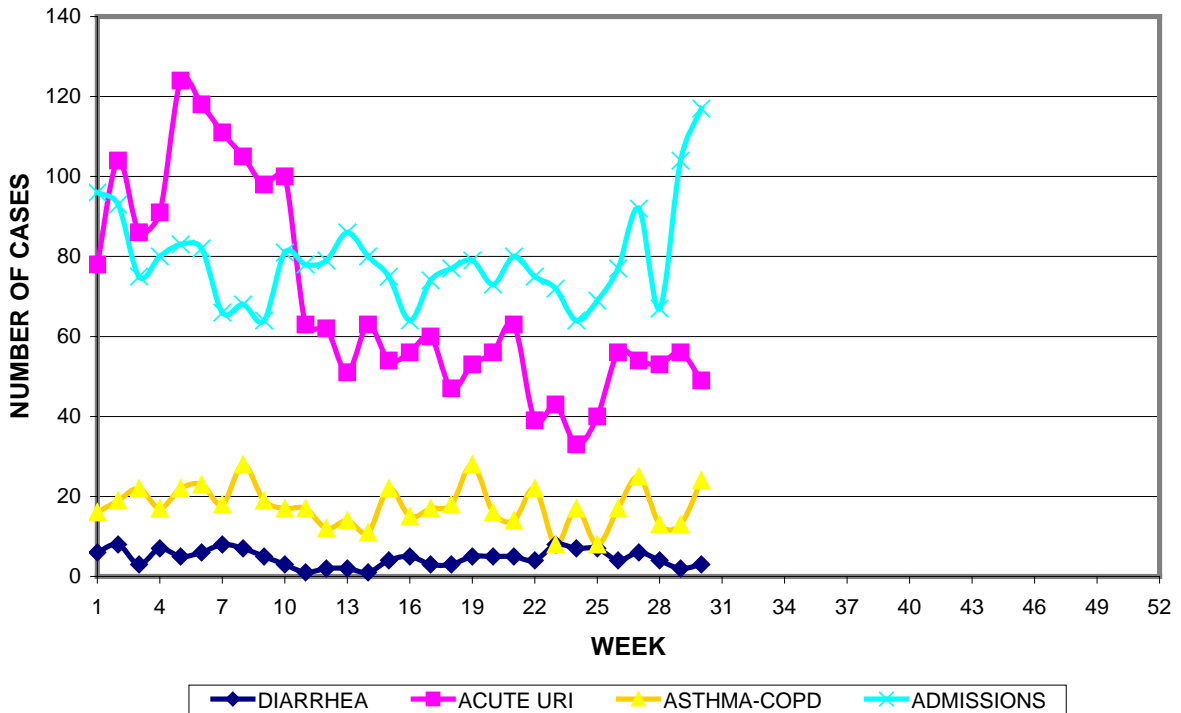
GUAM MEMORIAL HOSPITAL AUTHORITY
 INFECTION CONTROL DEPARTMENT
GUAM EPIDEMIOLOGY NEWSLETTER
 REPORT FOR WEEK ENDING: 7/30//2011 (Reporting week 2011-30)

GUAM REPORTS

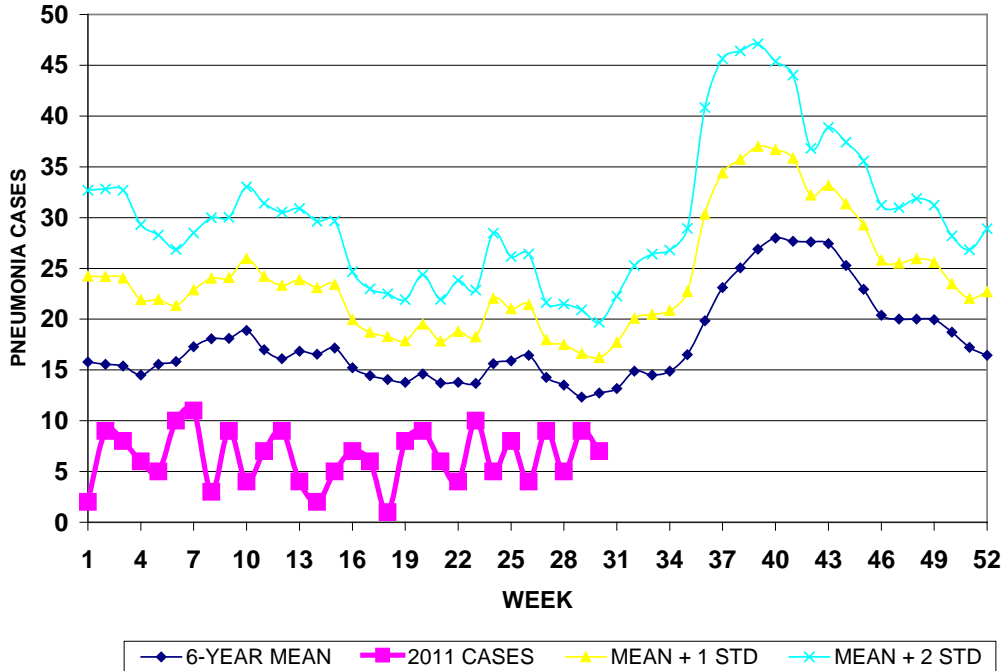
**GUAM ACUTE RESPIRATORY INFECTION SURVEILLANCE 2011;
 GMHA-EMERGENCY DEPARTMENT PATIENTS BY WEEK SEEN**



GUAM SYNDROMIC DISEASE SURVEILLANCE
GMHA-ED PATIENT DIAGNOSES BY WEEK, 2011



MEDICAL RECORDS AND INFECTION CONTROL DEPARTMENTS
 GUAM MEMORIAL HOSPITAL AUTHORITY
**HOSPITAL INPATIENT DISCHARGES WITH A DIAGNOSIS OF
 PNEUMONIA BY WEEK DISCHARGED, 2011**



GUAM SENTINEL PHYSICIAN INFLUENZA SURVEILLANCE
 REPORTS OF INFLUENZA OR INFLUENZA-LIKE ILLNESSES
 RECEIVED FOR THE WEEK ENDING 7/30/2011

No activity – No cases reported by sentinel physician
 (ACTIVITY LEVELS: No activity, Sporadic, Local, Regional, Widespread)

Foreign Quarantine & Enteric Diseases Section
 Bureau of Communicable Disease Control
 Guam Department of Public Health & Social Services
H1N1 INFLUENZA SURVEILLANCE, WEEK 30, 2011
 Cumulative 2011: 1 civilian & 4 military cases
NO CASES OF H1N1 REPORTED FOR WEEK 30

INFECTION CONTROL DEPARTMENT
 GUAM MEMORIAL HOSPITAL AUTHORITY
**HOSPITALIZATIONS FOR INFLUENZA A or B BY AGE
 AND MORBIDITY REPORTING WEEK, 2011**

	WEEK										
AGE	21	22	23	24	25	26	27	28	29	30	TOTAL
0-4											1
5-18											
19-24											
25-49											
50-64											2
65+											
TOTAL	0	0	0	0	0	0	0	0	0	0	3

GUAM MEMORIAL HOSPITAL
INFECTION CONTROL DEPARTMENT
**GMHA-EMERGENCY DEPARTMENT CLINICAL DIAGNOSES OF INFLUENZA OR
FLU-SYNDROME BY WEEK AND PATIENT'S VILLAGE OF RESIDENCE, 2011**
(Villages listed geographically from northern-most to southern-most)

VILLAGE	WEEK										TOTAL	2011 RATE
	21	22	23	24	25	26	27	28	29	30		
Yigo	4	0	0	0	0	0	0	0	1	1	18	78.16
Dededo	1	0	0	1	1	0	2	0	1	1	43	86.56
Tamuning	1	0	1	0	0	0	1	0	1	1	14	65.72
Barrigada	0	1	0	0	0	0	0	0	0	0	4	68.41
Mangilao	0	0	0	0	0	1	0	0	0	3	15	101.62
M-T-M	1	0	0	0	0	0	1	1	1	0	13	216.98
Hagatna	0	0	0	0	0	0	0	0	0	0	4	307.46
Agaña Hts	0	0	0	0	0	0	0	0	0	0	2	42.92
Sinajana	0	0	0	0	0	0	0	0	0	0	2	88.92
Chalan Pago- Ordot	0	1	0	0	0	1	0	0	0	0	4	99.93
Asan-Maina	0	0	0	0	0	0	0	0	0	0	0	0
Piti	0	0	0	0	0	0	0	0	0	0	0	0
Santa Rita	0	0	0	0	0	0	0	0	0	0	3	33.82
Agat	0	0	0	0	0	0	0	0	0	0	2	29.90
Yona	0	0	0	0	0	1	1	0	1	0	8	117.37
Talofofo	0	1	0	0	0	0	0	0	0	0	3	78.91
Inarajan	0	0	0	0	0	0	0	0	0	0	3	83.13
Merizo	0	0	0	0	0	0	1	0	0	0	3	117.28
Umatac	0	0	0	0	0	0	0	0	0	0	0	0
Unknown	0	0	0	0	0	0	0	0	0	0	0	0
TOTAL	7	3	1	1	1	1	6	1	5	6	147	83.57

NOTE: Rate = cases per 100,000 population for the specified period.

GUAM ANIMAL DISEASE (ZONOSSES) REPORTS
REPORTS RECEIVED FOR THE WEEK ENDING 7/30/2011

Anaplasmosis – 7 canine, Erlichiosis – 4 canine

BUREAU OF COMMUNICABLE DISEASE CONTROL
 DEPARTMENT OF PUBLIC HEALTH AND SOCIAL SERVICES
ISLAND-WIDE COMMUNICABLE DISEASE REPORT
 REPORTS RECEIVED FOR THE WEEK ENDING 7/30/2011

<i>Acinetobacter baumannii</i> MDR	1
<i>Clostridium difficile</i>	1
Chickenpox	2
<i>Chlamydia trachomatis</i>	2
Ciguatera fish poisoning	1
Conjunctivitis	3
Dengue	1*
<i>Escherichia coli</i> MDR	2
Hepatitis B	5
Hand, foot, and mouth disease	1
HSV 1	1
Influenza A	1
MRSA	11
RSV	6
Scombroid fish poisoning	1
Streptococcal sore throat	7
Streptococcal disease, other	3
Tuberculosis	2
VRE	1

* Under investigation

PREVENTIVE MEDICINE DEPARTMENT
 U.S. NAVAL HOSPITAL GUAM

**PNEUMONIA CASES SEEN IN GUAM MILITARY TREATMENT
 FACILITIES BY WEEK REPORTED, 2011**

