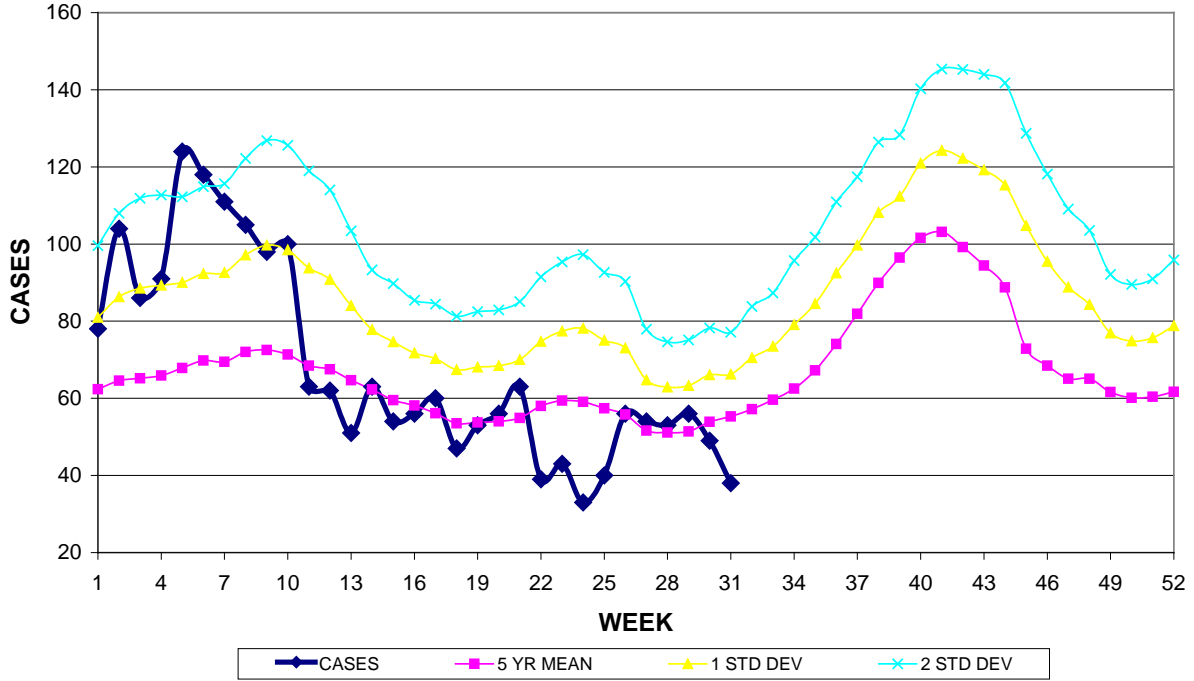


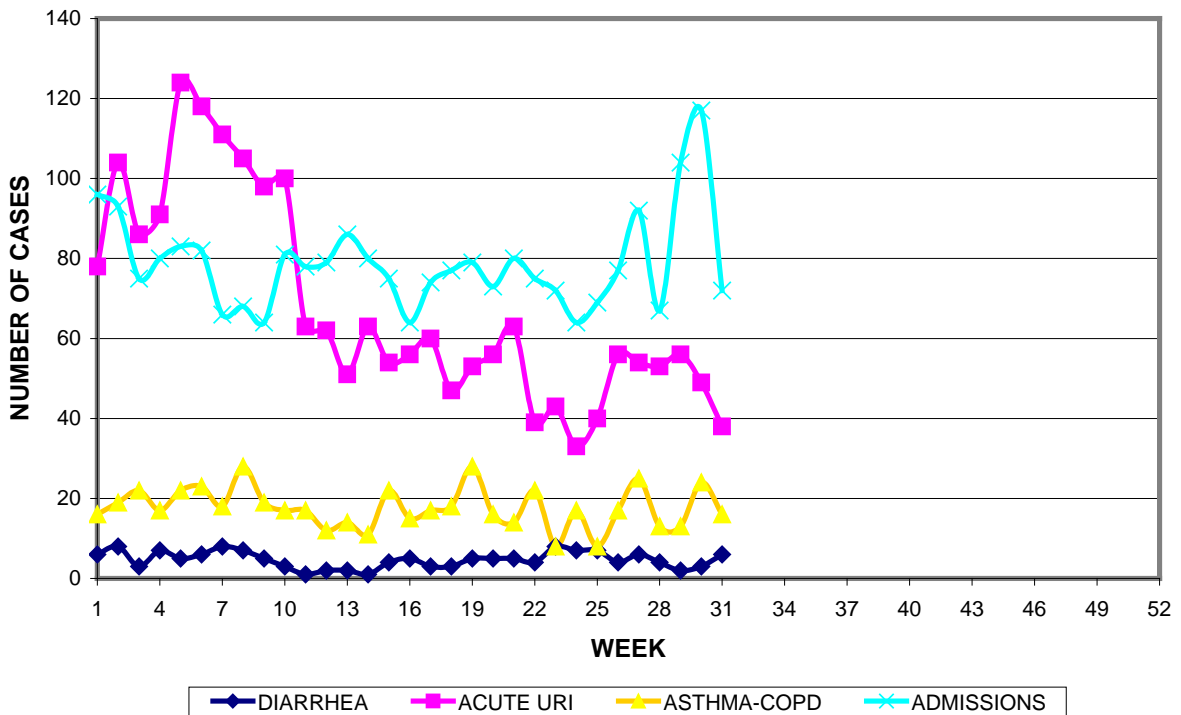
GUAM MEMORIAL HOSPITAL AUTHORITY
 INFECTION CONTROL DEPARTMENT
GUAM EPIDEMIOLOGY NEWSLETTER
 REPORT FOR WEEK ENDING: 8/6//2011 (Reporting week 2011-31)

GUAM REPORTS

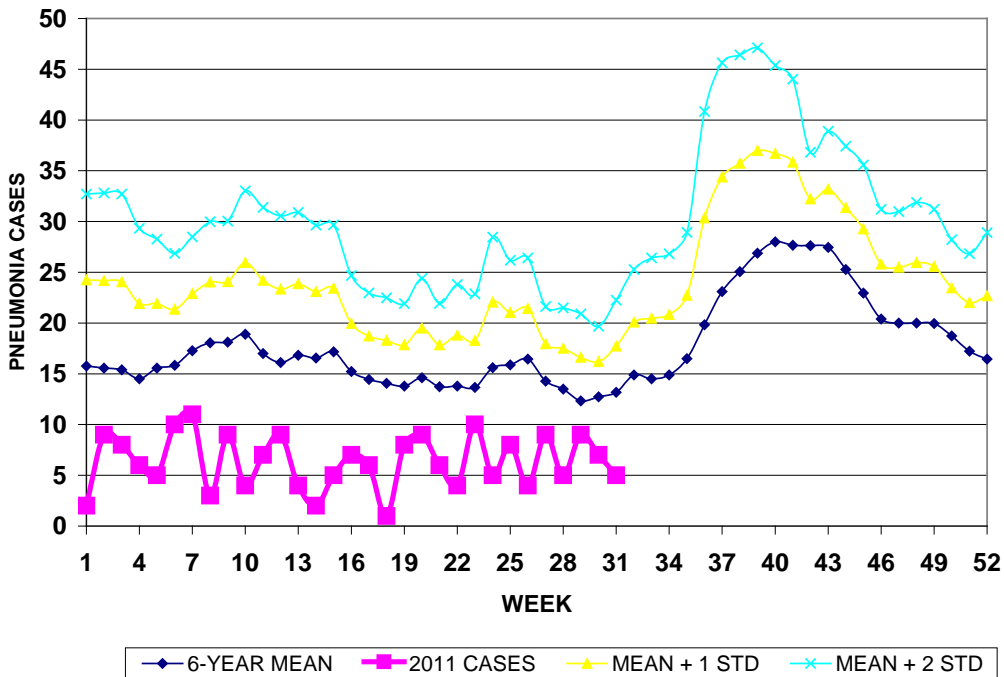
**GUAM ACUTE RESPIRATORY INFECTION SURVEILLANCE 2011;
 GMHA-EMERGENCY DEPARTMENT PATIENTS BY WEEK SEEN**



GUAM SYNDROMIC DISEASE SURVEILLANCE
GMHA-ED PATIENT DIAGNOSES BY WEEK, 2011



MEDICAL RECORDS AND INFECTION CONTROL DEPARTMENTS
 GUAM MEMORIAL HOSPITAL AUTHORITY
**HOSPITAL INPATIENT DISCHARGES WITH A DIAGNOSIS OF
 PNEUMONIA BY WEEK DISCHARGED, 2011**



GUAM SENTINEL PHYSICIAN INFLUENZA SURVEILLANCE
 REPORTS OF INFLUENZA OR INFLUENZA-LIKE ILLNESSES
 RECEIVED FOR THE WEEK ENDING 8/6/2011

No activity – No cases reported by sentinel physician
 (ACTIVITY LEVELS: No activity, Sporadic, Local, Regional, Widespread)

Foreign Quarantine & Enteric Diseases Section
 Bureau of Communicable Disease Control
 Guam Department of Public Health & Social Services

H1N1 INFLUENZA SURVEILLANCE, WEEK 31, 2011

Cumulative 2011: 1 civilian & 4 military cases
NO CASES OF H1N1 REPORTED FOR WEEK 31

INFECTION CONTROL DEPARTMENT
 GUAM MEMORIAL HOSPITAL AUTHORITY
**HOSPITALIZATIONS FOR INFLUENZA A or B BY AGE
 AND MORBIDITY REPORTING WEEK, 2011**

	WEEK										
AGE	22	23	24	25	26	27	28	29	30	31	TOTAL
0-4											1
5-18											
19-24											
25-49											
50-64											2
65+											
TOTAL	0	0	0	0	0	0	0	0	0	0	3

GUAM MEMORIAL HOSPITAL
 INFECTION CONTROL DEPARTMENT
**GMHA-EMERGENCY DEPARTMENT CLINICAL DIAGNOSES OF INFLUENZA OR
 FLU-SYNDROME BY WEEK AND PATIENT'S VILLAGE OF RESIDENCE, 2011**
 (Villages listed geographically from northern-most to southern-most)

VILLAGE	WEEK										TOTAL	2011 RATE
	22	23	24	25	26	27	28	29	30	31		
Yigo	0	0	0	0	0	0	0	1	1	2	20	86.84
Dededo	0	0	1	1	0	2	0	1	1	1	44	88.53
Tamuning	0	1	0	0	0	1	0	1	1	0	14	65.72
Barrigada	1	0	0	0	0	0	0	0	0	0	4	68.41
Mangilao	0	0	0	0	1	0	0	0	3	0	15	101.62
M-T-M	0	0	0	0	0	1	1	1	0	0	13	216.98
Hagatna	0	0	0	0	0	0	0	0	0	0	4	307.46
Agaña Hts	0	0	0	0	0	0	0	0	0	0	2	42.92
Sinajana	0	0	0	0	0	0	0	0	0	0	2	88.92
Chalan Pago- Ordot	1	0	0	0	1	0	0	0	0	0	4	99.93
Asan-Maina	0	0	0	0	0	0	0	0	0	0	0	0
Piti	0	0	0	0	0	0	0	0	0	0	0	0
Santa Rita	0	0	0	0	0	0	0	0	0	1	4	45.10
Agat	0	0	0	0	0	0	0	0	0	1	3	44.85
Yona	0	0	0	0	1	1	0	1	0	0	8	117.37
Talofofo	1	0	0	0	0	0	0	0	0	0	3	78.91
Inarajan	0	0	0	0	0	0	0	0	0	0	3	83.13
Merizo	0	0	0	0	0	1	0	0	0	0	3	117.28
Umatac	0	0	0	0	0	0	0	0	0	0	0	0
Unknown	0	0	0	0	0	0	0	0	0	0	0	0
TOTAL	3	1	1	1	1	6	1	5	6	5	153	86.30

NOTE: Rate = cases per 100,000 population for the specified period.

GUAM ANIMAL DISEASE (ZONOSSES) REPORTS
 REPORTS RECEIVED FOR THE WEEK ENDING 8/6/2011

None reported

BUREAU OF COMMUNICABLE DISEASE CONTROL
 DEPARTMENT OF PUBLIC HEALTH AND SOCIAL SERVICES
ISLAND-WIDE COMMUNICABLE DISEASE REPORT
 REPORTS RECEIVED FOR THE WEEK ENDING 8/6/2011

<i>Chlamydia trachomatis</i>	15
Conjunctivitis	1
<i>Escherichia coli</i> MDR	2
Hepatitis A	1
Hepatitis B	2
Hepatitis C	1
HPV	1
MRSA	4
Rheumatic fever, active	1
Streptococcal sore throat	1
Streptococcal disease, other	3
Tuberculosis	1
VRE	2

PREVENTIVE MEDICINE DEPARTMENT
 U.S. NAVAL HOSPITAL GUAM
**PNEUMONIA CASES SEEN IN GUAM MILITARY TREATMENT
 FACILITIES BY WEEK REPORTED, 2011**

