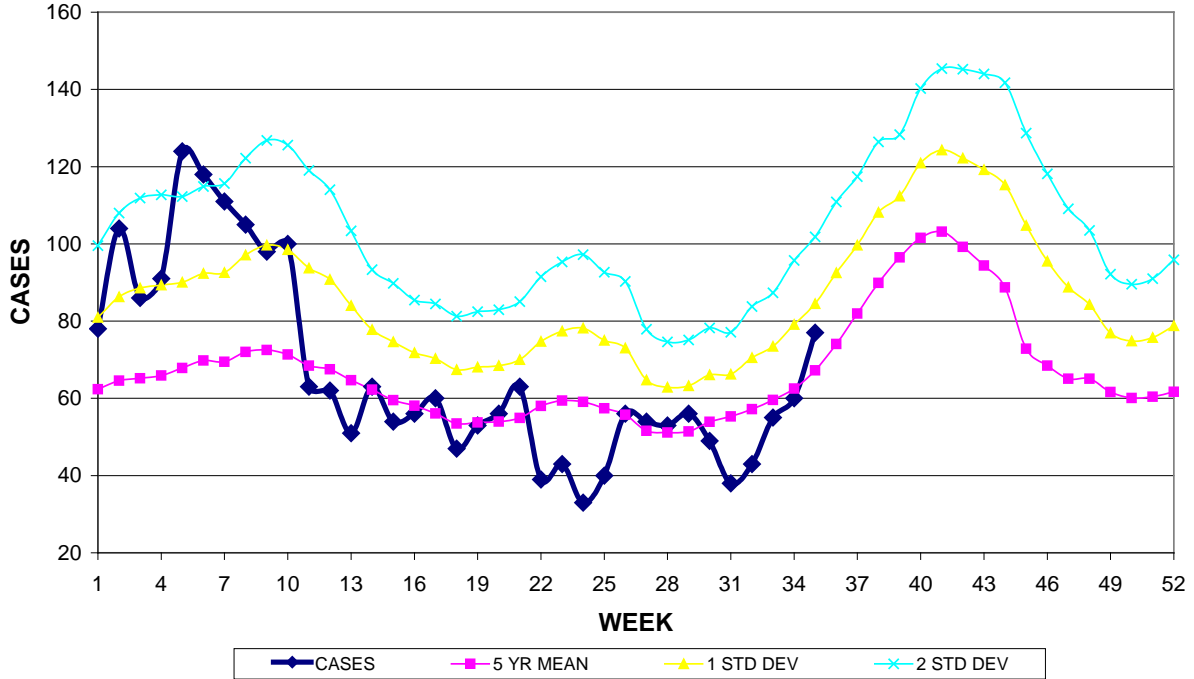


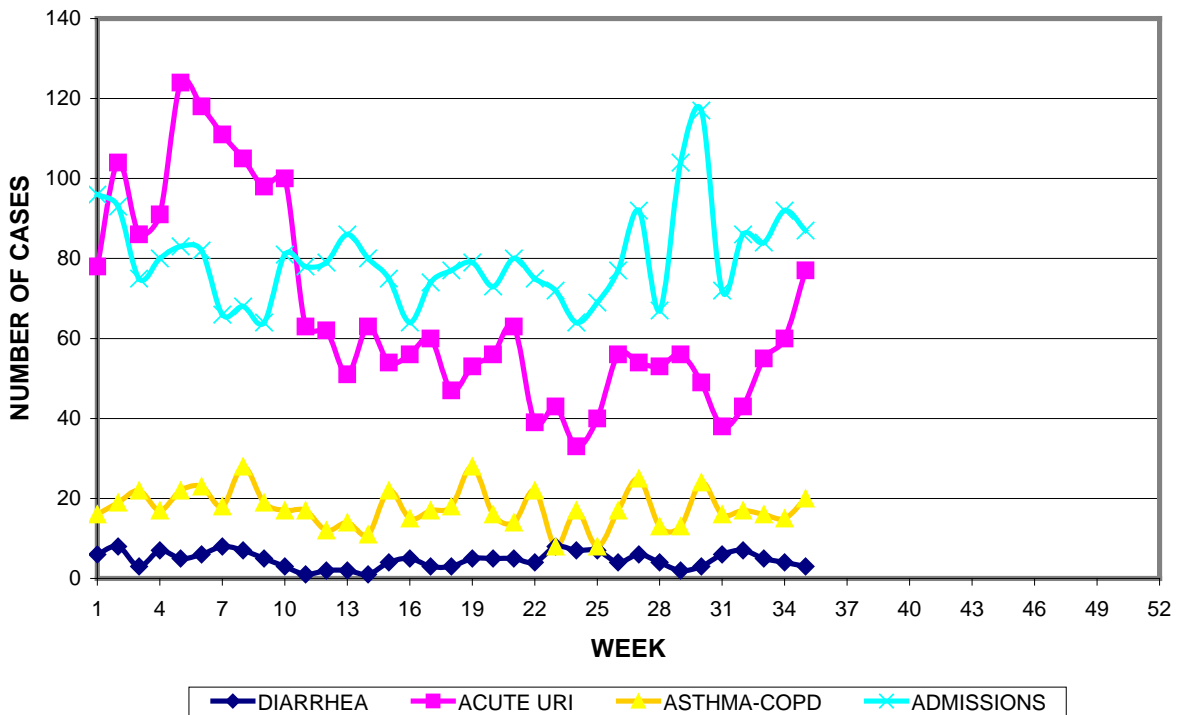
GUAM MEMORIAL HOSPITAL AUTHORITY
 INFECTION CONTROL DEPARTMENT
GUAM EPIDEMIOLOGY NEWSLETTER
 REPORT FOR WEEK ENDING: 9/3/2011 (Reporting week 2011-35)

GUAM REPORTS

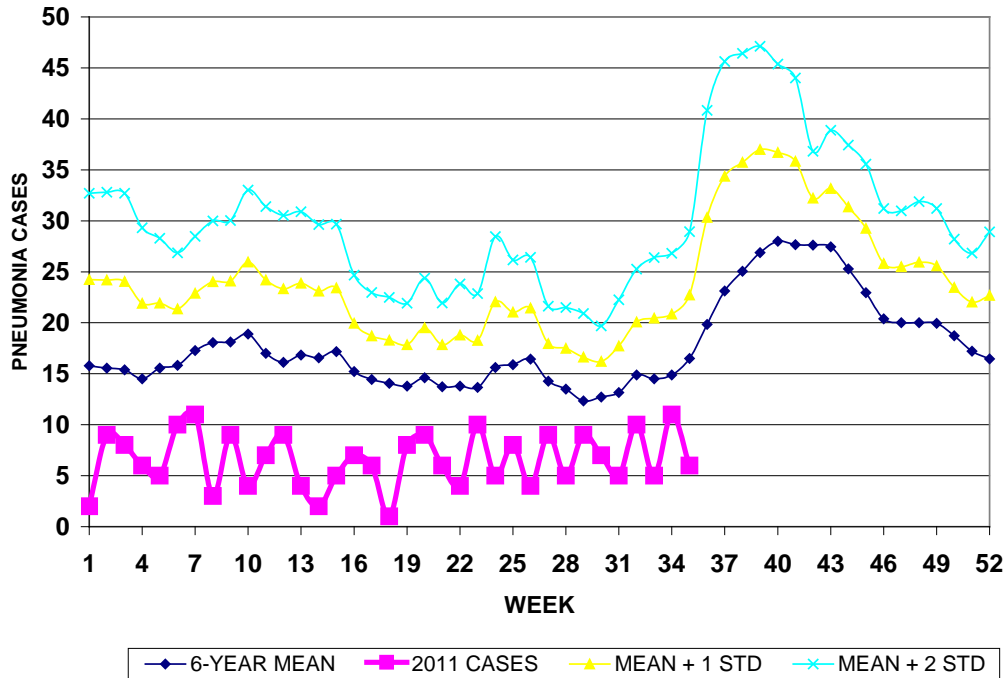
**GUAM ACUTE RESPIRATORY INFECTION SURVEILLANCE 2011;
 GMHA-EMERGENCY DEPARTMENT PATIENTS BY WEEK SEEN**



GUAM SYNDROMIC DISEASE SURVEILLANCE
GMHA-ED PATIENT DIAGNOSES BY WEEK, 2011



MEDICAL RECORDS AND INFECTION CONTROL DEPARTMENTS
 GUAM MEMORIAL HOSPITAL AUTHORITY
**HOSPITAL INPATIENT DISCHARGES WITH A DIAGNOSIS OF
 PNEUMONIA BY WEEK DISCHARGED, 2011**



GUAM SENTINEL PHYSICIAN INFLUENZA SURVEILLANCE
 REPORTS OF INFLUENZA OR INFLUENZA-LIKE ILLNESSES
 RECEIVED FOR THE WEEK ENDING 9/3/2011

No activity – No cases reported by sentinel physician
 (ACTIVITY LEVELS: No activity, Sporadic, Local, Regional, Widespread)

Foreign Quarantine & Enteric Diseases Section
 Bureau of Communicable Disease Control
 Guam Department of Public Health & Social Services
H1N1 INFLUENZA SURVEILLANCE, WEEK 35, 2011
 Cumulative 2011: 1 civilian & 4 military cases
NO CASES OF H1N1 REPORTED FOR WEEK 35

INFECTION CONTROL DEPARTMENT
 GUAM MEMORIAL HOSPITAL AUTHORITY
**HOSPITALIZATIONS FOR INFLUENZA A or B BY AGE
 AND MORBIDITY REPORTING WEEK, 2011**

	WEEK										
AGE	26	27	28	29	30	31	32	33	34	35	TOTAL
0-4											1
5-18											
19-24											
25-49											
50-64											2
65+											
TOTAL	0	0	0	0	0	0	0	0	0	0	3

GUAM MEMORIAL HOSPITAL
 INFECTION CONTROL DEPARTMENT
**GMHA-EMERGENCY DEPARTMENT CLINICAL DIAGNOSES OF INFLUENZA OR
 FLU-SYNDROME BY WEEK AND PATIENT'S VILLAGE OF RESIDENCE, 2011**
 (Villages listed geographically from northern-most to southern-most)

VILLAGE	WEEK										TOTAL	2011 RATE
	26	27	28	29	30	31	32	33	34	35		
Yigo	0	0	0	1	1	2	0	0	0	0	20	86.84
Dededo	0	2	0	1	1	1	1	2	0	2	48	98.37
Tamuning	0	1	0	1	1	0	0	1	1	2	16	84.50
Barrigada	0	0	0	0	0	0	0	0	0	1	7	78.19
Mangilao	1	0	0	0	3	0	0	0	0	0	16	101.62
M-T-M	0	1	1	1	0	0	0	0	0	0	15	216.98
Hagatna	0	0	0	0	0	0	0	0	0	0	4	307.46
Agaña Hts	0	0	0	0	0	0	0	0	0	0	2	42.92
Sinajana	0	0	0	0	0	0	0	0	0	0	3	88.92
Chalan Pago- Ordot	1	0	0	0	0	0	0	0	0	1	7	114.20
Asan- Maina	0	0	0	0	0	0	0	0	0	0	0	0
Piti	0	0	0	0	0	0	0	0	0	0	0	0
Santa Rita	0	0	0	0	0	1	0	0	0	0	4	45.10
Agat	0	0	0	0	0	1	0	0	0	0	3	44.85
Yona	1	1	0	1	0	0	1	0	0	1	10	130.41
Talofofo	0	0	0	0	0	0	1	0	0	0	4	105.21
Inarajan	0	0	0	0	0	0	0	0	0	0	3	83.13
Merizo	0	1	0	0	0	0	0	0	0	0	3	117.28
Umatac	0	0	0	0	0	0	0	0	0	0	0	0
Unknown	0	0	0	0	0	0	0	0	0	0	0	-
TOTAL	1	6	1	5	6	5	3	3	1	7	165	93.95

NOTE: Rate = cases per 100,000 population for the specified period.

GUAM ANIMAL DISEASE (ZONOSSES) REPORTS
 REPORTS RECEIVED FOR THE WEEK ENDING 9/3/2011

None reported

BUREAU OF COMMUNICABLE DISEASE CONTROL
 DEPARTMENT OF PUBLIC HEALTH AND SOCIAL SERVICES
ISLAND-WIDE COMMUNICABLE DISEASE REPORT
 REPORTS RECEIVED FOR THE WEEK ENDING 9/3/2011

Chickenpox	3
Chlamydia	9
Conjunctivitis	4
Hepatitis B	3
Hepatitis C	1
Hand, foot & mouth disease	1
HPV	1
MRSA	12
RSV	1
Scarlet fever	1
Streptococcal sore throat	6
Streptococcal disease, other	2
Syphilis	1
Tuberculosis	1
VRE	1

PREVENTIVE MEDICINE DEPARTMENT
 U.S. NAVAL HOSPITAL GUAM
**PNEUMONIA CASES SEEN IN GUAM MILITARY TREATMENT
 FACILITIES BY WEEK REPORTED, 2011**



W.H.O. INFLUENZA A (H5N1) SURVEILLANCE

WHO reports the cumulative number of confirmed human cases and deaths due to avian influenza (H5N1) at : <http://www.who.int/csr/disease/avian_influenza/en/index.html>. The table below reflects totals provided at this web site as of 9:00 PM, 9/7/2011 Guam-time.

COUNTRY		2004	2005	2006	2007	2008	2009	2010	2011	TOTAL
Azerbaijan	Cases	0	0	8	0	0	0	0	0	8
	Deaths	0	0	5	0	0	0	0	0	5
Bangladesh	Cases	0	0	0	0	1	0	0	2	3
	Deaths	0	0	0	0	0	0	0	0	0
Cambodia	Cases	0	4	2	1	1	1	1	8	17
	Deaths	0	4	2	1	0	0	1	8	15
China	Cases	0	8	13	5	4	7	2	0	40
	Deaths	0	5	8	3	4	4	1	0	26
Djibouti	Cases	0	0	1	0	0	0	0	0	1
	Deaths	0	0	0	0	0	0	0	0	0
Egypt	Cases	0	0	18	25	8	39	29	32	151
	Deaths	0	0	10	9	4	4	13	12	52
Indonesia	Cases	0	20	55	42	24	21	9	7	178
	Deaths	0	13	45	37	20	19	7	5	146
Iraq	Cases	0	0	3	0	0	0	0	0	3
	Deaths	0	0	2	0	0	0	0	0	2
Laos	Cases	0	0	0	2	0	0	0	0	2
	Deaths	0	0	0	2	0	0	0	0	2
Myanmar	Cases	0	0	0	1	0	0	0	0	1
	Deaths	0	0	0	0	0	0	0	0	0
Nigeria	Cases	0	0	0	1	0	0	0	0	1
	Deaths	0	0	0	1	0	0	0	0	1
Pakistan	Cases	0	0	0	3	0	0	0	0	3
	Deaths	0	0	0	1	0	0	0	0	1
Thailand	Cases	17	5	3	0	0	0	0	0	25
	Deaths	12	2	3	0	0	0	0	0	17
Turkey	Cases	0	0	12	0	0	0	0	0	12
	Deaths	0	0	4	0	0	0	0	0	4
Viet Nam	Cases	29	61	0	8	6	5	7	0	119
	Deaths	20	19	0	5	5	5	2	0	59
TOTAL	Cases	46	98	115	88	44	73	48	49	564
	Deaths	32	43	79	59	33	32	24	25	330

NOTE: Total number of cases includes number of deaths. WHO reports only laboratory-confirmed cases. Figures that have changed since last week's report are noted in **BOLD**, the number of new cases is enclosed ()