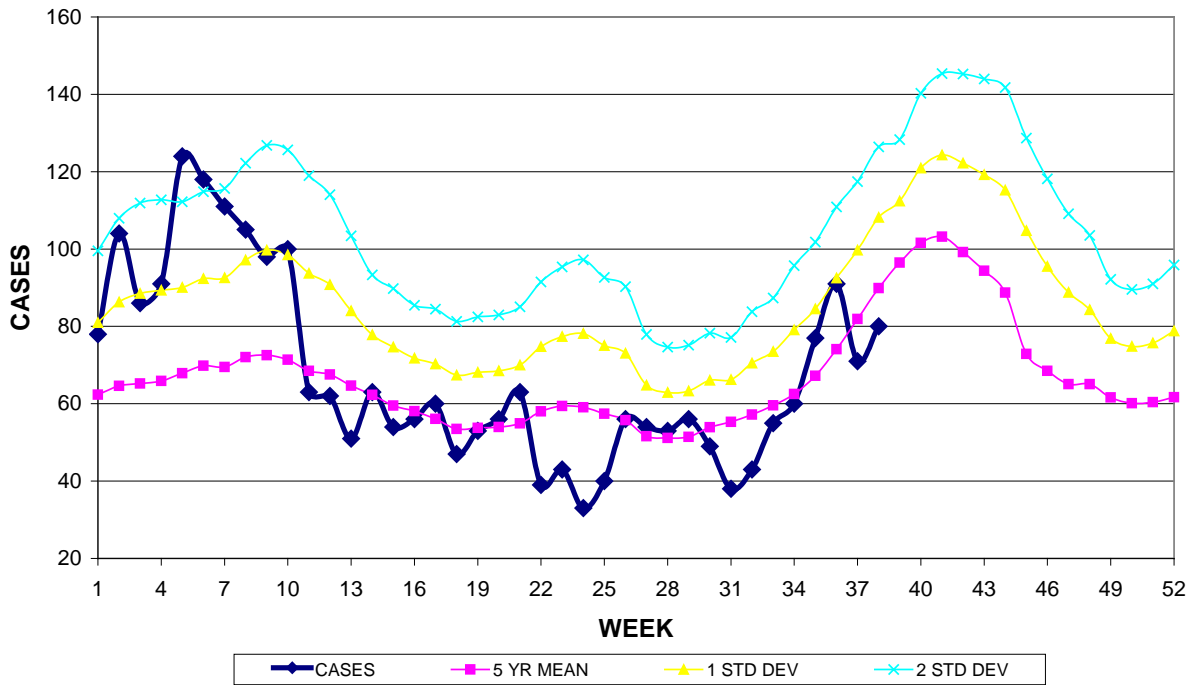


GUAM EPIDEMIOLOGY NEWSLETTER

REPORT FOR WEEK ENDING: 9/24/2011 (Reporting week 2011-38)

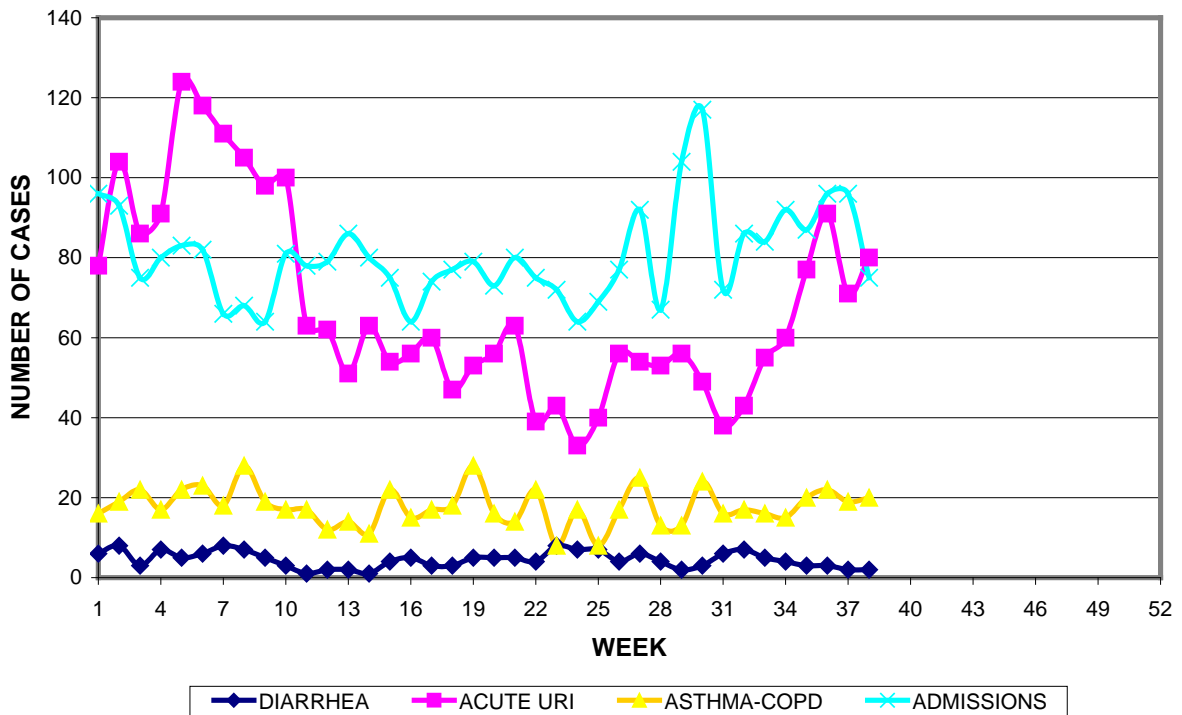
GUAM REPORTS

**GUAM ACUTE RESPIRATORY INFECTION SURVEILLANCE 2011;  
GMHA-EMERGENCY DEPARTMENT PATIENTS BY WEEK SEEN**

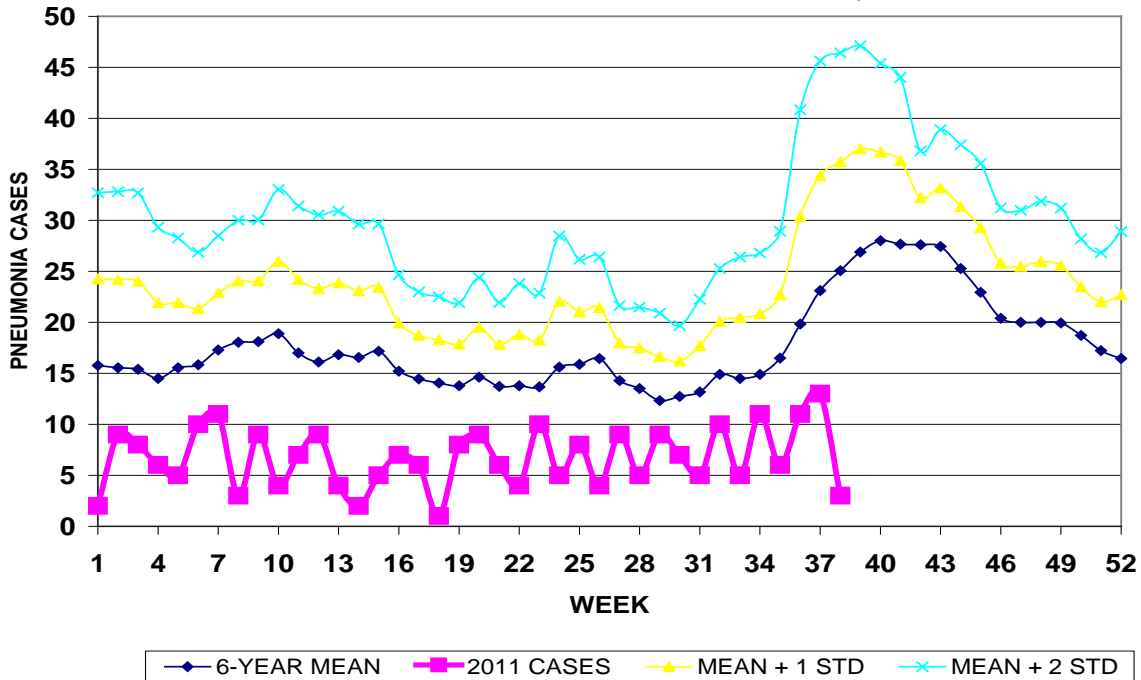


GUAM SYNDROMIC DISEASE SURVEILLANCE

**GMHA-ED PATIENT DIAGNOSES BY WEEK, 2011**



MEDICAL RECORDS AND INFECTION CONTROL DEPARTMENTS  
 GUAM MEMORIAL HOSPITAL AUTHORITY  
**HOSPITAL INPATIENT DISCHARGES WITH A DIAGNOSIS OF  
 PNEUMONIA BY WEEK DISCHARGED, 2011**



**GUAM SENTINEL PHYSICIAN INFLUENZA SURVEILLANCE**  
 REPORTS OF INFLUENZA OR INFLUENZA-LIKE ILLNESSES  
 RECEIVED FOR THE WEEK ENDING 9/24/2011

**No activity** – No cases reported by sentinel physician  
 (ACTIVITY LEVELS: No activity, Sporadic, Local, Regional, Widespread)

Foreign Quarantine & Enteric Diseases Section  
 Bureau of Communicable Disease Control  
 Guam Department of Public Health & Social Services

**H1N1 INFLUENZA SURVEILLANCE, WEEK 38, 2011**

Cumulative 2011: 1 civilian & 4 military cases  
**NO CASES OF H1N1 REPORTED FOR WEEK 38**

INFECTION CONTROL DEPARTMENT  
 GUAM MEMORIAL HOSPITAL AUTHORITY

**HOSPITALIZATIONS FOR INFLUENZA A or B BY AGE  
 AND MORBIDITY REPORTING WEEK, 2011**

AGE	WEEK										TOTAL
	29	30	31	32	33	34	35	36	37	38	
0-4											1
5-18											
19-24											
25-49											
50-64											2
65+											
TOTAL	0	0	0	0	0	0	0	0	0	0	3

GUAM MEMORIAL HOSPITAL  
INFECTION CONTROL DEPARTMENT  
**GMHA-EMERGENCY DEPARTMENT CLINICAL DIAGNOSES OF INFLUENZA OR  
FLU-SYNDROME BY WEEK AND PATIENT'S VILLAGE OF RESIDENCE, 2011**  
(Villages listed geographically from northern-most to southern-most)

VILLAGE	WEEK										TOTAL	2011 RATE
	29	30	31	32	33	34	35	36	37	38		
Yigo	1	1	2	0	0	0	0	0	0	0	20	86.84
Dededo	1	1	1	1	2	0	2	1	1	0	52	102.30
Tamuning	1	1	0	0	1	1	2	0	0	1	19	88.19
Barrigada	0	0	0	0	0	0	1	1	0	1	10	103.32
Mangilao	0	3	0	0	0	0	0	1	0	0	17	107.97
M-T-M	1	0	0	0	0	0	0	1	0	0	16	231.45
Hagatna	0	0	0	0	0	0	0	0	0	0	4	307.46
Agaña Hts	0	0	0	0	0	0	0	0	0	0	2	42.92
Sinajana	0	0	0	0	0	0	0	0	0	0	3	88.92
Chalan Pago- Ordot	0	0	0	0	0	0	1	0	0	0	8	114.20
Asan- Maina	0	0	0	0	0	0	0	0	0	0	0	0
Piti	0	0	0	0	0	0	0	0	0	0	0	0
Santa Rita	0	0	1	0	0	0	0	0	0	0	4	45.10
Agat	0	0	1	0	0	0	0	0	0	0	3	44.85
Yona	1	0	0	1	0	0	1	0	0	0	11	130.41
Talofofo	0	0	0	1	0	0	0	0	0	0	4	105.21
Inarajan	0	0	0	0	0	0	0	1	0	0	4	110.83
Merizo	0	0	0	0	0	0	0	0	0	0	3	117.28
Umatac	0	0	0	0	0	0	0	0	0	0	0	0
Unknown	0	0	0	0	0	0	0	0	0	0	0	-
<b>TOTAL</b>	<b>5</b>	<b>6</b>	<b>5</b>	<b>3</b>	<b>3</b>	<b>1</b>	<b>7</b>	<b>5</b>	<b>1</b>	<b>2</b>	<b>180</b>	<b>98.32</b>

NOTE: Rate = cases per 100,000 population for the specified period.

**GUAM ANIMAL DISEASE (ZONOSSES) REPORTS**  
REPORTS RECEIVED FOR THE WEEK ENDING 9/24/2011

**Anaplasmosis – 1 canine**

BUREAU OF COMMUNICABLE DISEASE CONTROL  
 DEPARTMENT OF PUBLIC HEALTH AND SOCIAL SERVICES  
**ISLAND-WIDE COMMUNICABLE DISEASE REPORT**  
 REPORTS RECEIVED FOR THE WEEK ENDING 9/24/2011

Chickenpox	2
Chlamydia	16
<i>Clostridium difficile</i>	1
Conjunctivitis	22
<i>E. coli</i> MDR	3
Gonorrhea	2
Hand, foot & mouth disease	6
Hepatitis A	1
Hepatitis B	2
Hepatitis C	3
HPV	1
Influenza A	1
<i>Klebsiella</i> MDR	1
MRSA	6
Mumps	2
Pertussis	3
Scarlet fever	1
Scombroid fish poisoning	1
<i>Shigella</i> sp.	1
Streptococcal sore throat	13
Streptococcal disease, other	6
Tuberculosis	2
VRE	1

PREVENTIVE MEDICINE DEPARTMENT  
 U.S. NAVAL HOSPITAL GUAM

**PNEUMONIA CASES SEEN IN GUAM MILITARY TREATMENT  
 FACILITIES BY WEEK REPORTED, 2011**

