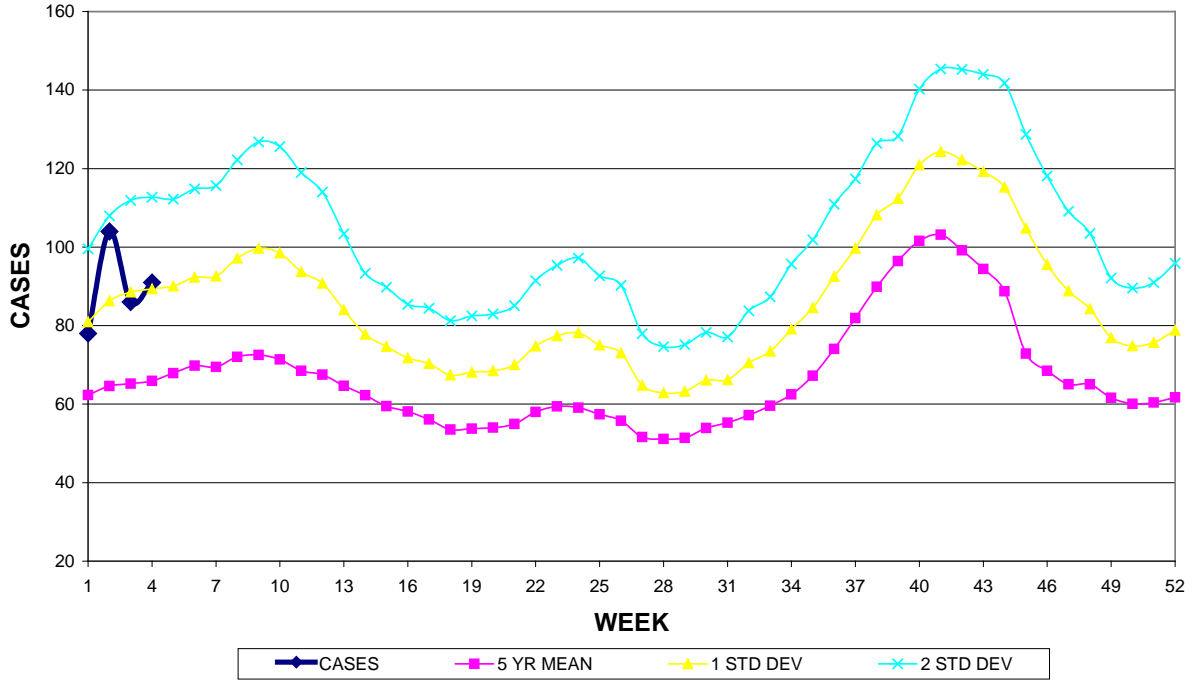


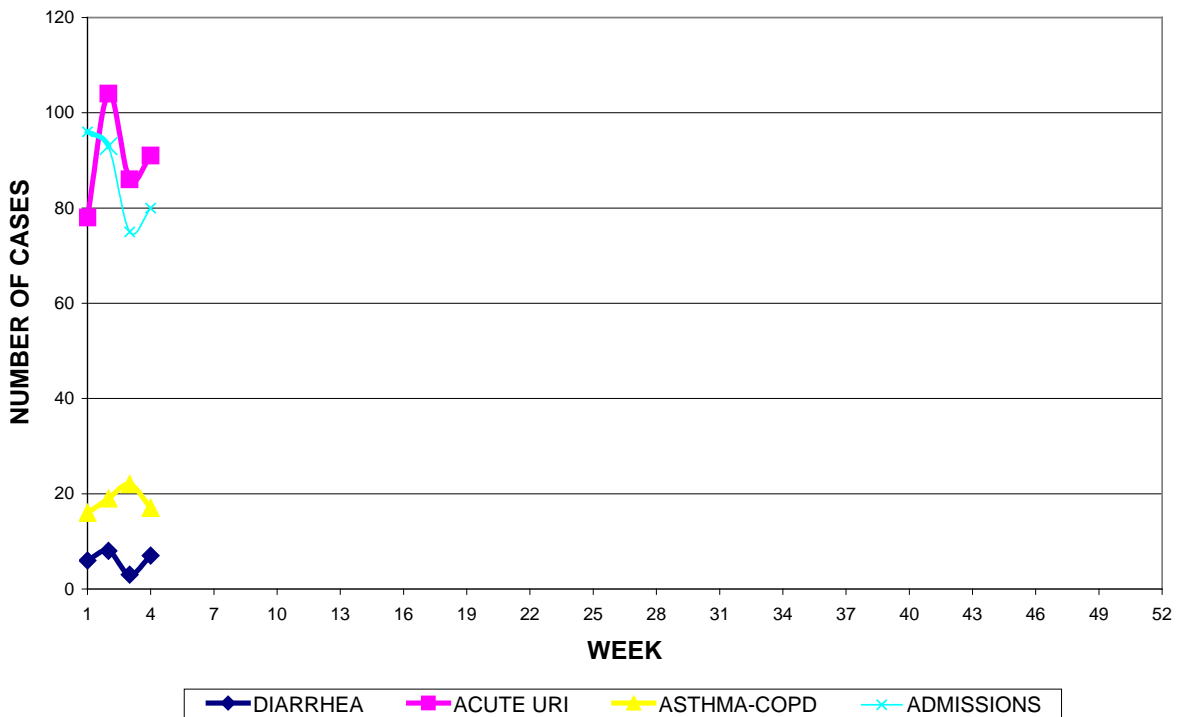
GUAM MEMORIAL HOSPITAL AUTHORITY
 INFECTION CONTROL DEPARTMENT
GUAM EPIDEMIOLOGY NEWSLETTER
 REPORT FOR WEEK ENDING: 1/29//2011 (Reporting week 2011-4)

GUAM REPORTS

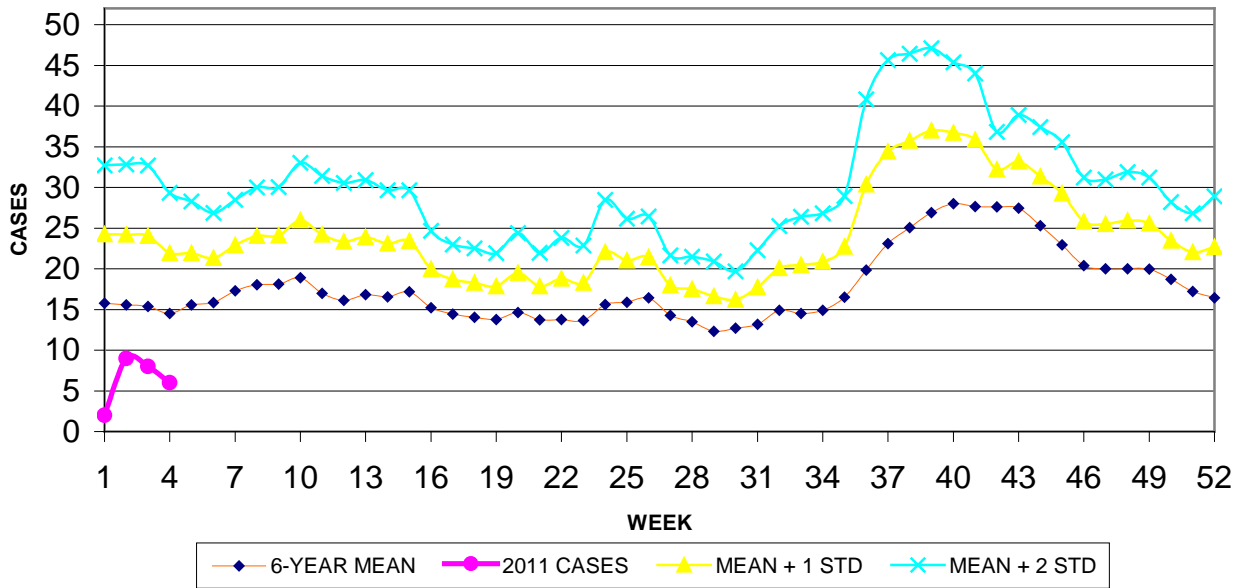
**GUAM ACUTE RESPIRATORY INFECTION SURVEILLANCE 2011;
 GMHA-EMERGENCY DEPARTMENT PATIENTS BY WEEK SEEN**



GUAM SYNDROMIC DISEASE SURVEILLANCE
GMHA-ED PATIENT DIAGNOSES BY WEEK, 2011



MEDICAL RECORDS AND INFECTION CONTROL DEPARTMENTS
 GUAM MEMORIAL HOSPITAL AUTHORITY
**HOSPITAL INPATIENT DISCHARGES WITH A DIAGNOSIS OF
 PNEUMONIA BY WEEK DISCHARGED, 2011**



GUAM SENTINEL PHYSICIAN INFLUENZA SURVEILLANCE
 REPORTS OF INFLUENZA OR INFLUENZA-LIKE ILLNESSES
 RECEIVED FOR THE WEEK ENDING 1/29/2011

No activity - No cases reported by sentinel physicians
 (ACTIVITY LEVELS: No activity, Sporadic, Local, Regional, Widespread)

Foreign Quarantine & Enteric Diseases Section
 Bureau of Communicable Disease Control
 Guam Department of Public Health & Social Services

H1N1 INFLUENZA SURVEILLANCE, WEEK 4, 2011

Cumulative 2011: 1 civilian & 0 military cases
ONE CASE OF H1N1 CONFIRMED FOR WEEK 4

INFECTION CONTROL DEPARTMENT
 GUAM MEMORIAL HOSPITAL AUTHORITY

**HOSPITALIZATIONS FOR INFLUENZA A or B BY AGE
 AND MORBIDITY REPORTING WEEK, 2011**

	WEEK										
AGE	1	2	3	4	5	6	7	8	9	10	TOTAL
0-4											
5-18											
19-24											
25-49											
50-64				1							1
65+											
TOTAL	0	0	0	1							1

GUAM MEMORIAL HOSPITAL
 INFECTION CONTROL DEPARTMENT
**GMHA-EMERGENCY DEPARTMENT CLINICAL DIAGNOSES OF INFLUENZA OR
 FLU-SYNDROME BY WEEK AND PATIENT'S VILLAGE OF RESIDENCE, 2011**
 (Villages listed geographically from northern-most to southern-most)

WEEK

VILLAGE	1	2	3	4	5	6	7	8	9	10	TOTAL	RATE Weeks 1-4, 2011
Yigo	0	2	1	0							3	13.03
Dededo	4	0	3	5							12	23.61
Tamuning	0	1	1	0							2	9.39
Barrigada	0	0	1	0							1	9.77
Mangilao	0	1	2	1							4	25.40
M-T-M	0	1	0	1							2	28.93
Hagatna	0	1	0	0							1	76.86
Agaña Hts	0	0	0	0							0	0
Sinajana	0	2	0	0							2	59.28
Chalan Pago- Ordot	0	0	0	2							2	28.55
Asan-Maina	0	0	0	0							0	0
Piti	0	0	0	0							0	0
Santa Rita	0	1	0	1							2	22.55
Agat	0	0	0	0							0	0
Yona	0	0	0	1							1	13.04
Talofof	0	0	0	0							0	0
Inarajan	0	0	0	0							0	0
Merizo	0	0	0	2							2	78.19
Umatac	0	0	0	0							0	0
Unknown	0	0	0	0							0	0
TOTAL	4	9	8	13							34	18.75

NOTE: Rate = cases per 100,000 population for the specified period.

GUAM ANIMAL DISEASE (ZONOSSES) REPORTS
 REPORTS RECEIVED FOR THE WEEK ENDING 1/29/2011

Anaplasmosis (4 canine)

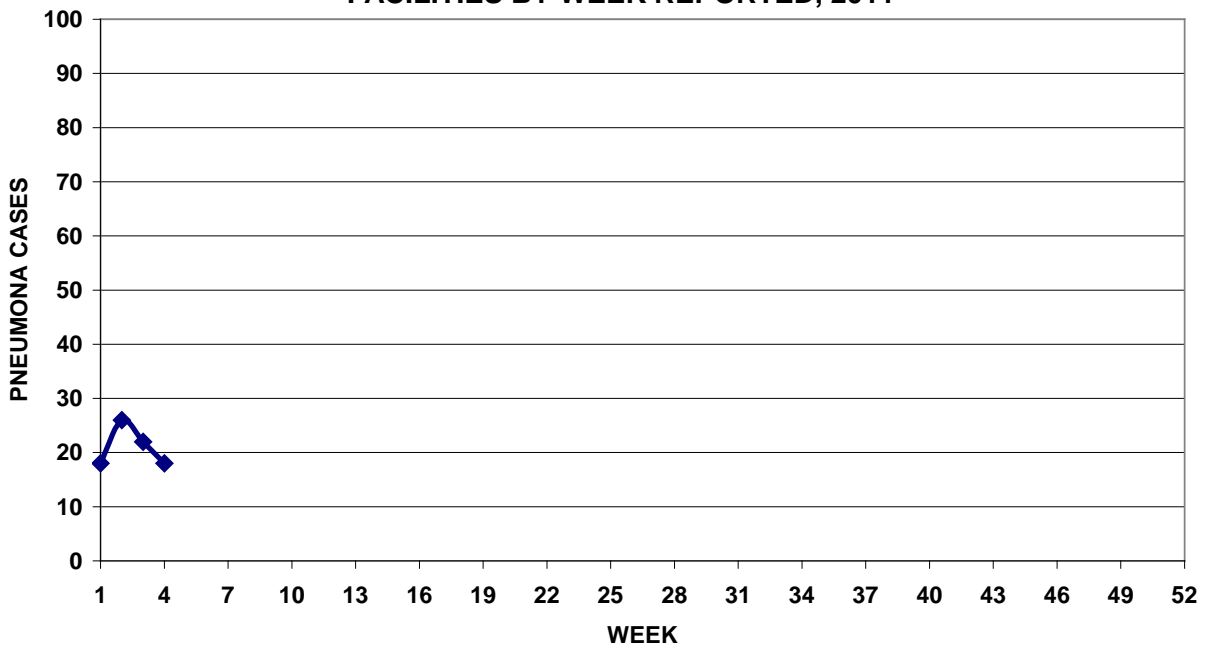
BUREAU OF COMMUNICABLE DISEASE CONTROL
 DEPARTMENT OF PUBLIC HEALTH AND SOCIAL SERVICES
ISLAND-WIDE COMMUNICABLE DISEASE REPORT

REPORTS RECEIVED FOR THE WEEK ENDING 1/29/2011

<i>Acinetobacter baumannii</i> MDR	1
Chlamydia	10
Conjunctivitis	1
<i>E. coli</i> MDR	2
Hand, foot & mouth disease	2
Hepatitis A	1
Hepatitis B	2
Influenza A (H1N1)	1
<i>Klebsiella pneumoniae</i> MDR	1
MRSA	2
Streptococcal disease, other	2

PREVENTIVE MEDICINE DEPARTMENT
 U.S. NAVAL HOSPITAL GUAM

**PNEUMONIA CASES SEEN IN GUAM MILITARY TREATMENT
 FACILITIES BY WEEK REPORTED, 2011**



REGIONAL NEWS – RABIES

With 2 recent deaths due to rabies on Bali's neighbor Nusa Penida islands, it is apparent that the epidemic is spreading to previously rabies-free areas. The destruction of over 200,000 dogs has failed stop progression of the epidemic, possibly because dog rabies vaccination programs recommended by the W.H.O. and others have been largely unsuccessful. Sadly, hospitals across Bali have also faced periodic shortages of free post-exposure vaccines, leaving some poor residents with no option but to resort to traditional medicine.

Source: <http://www.balidiscovery.com>, © Bali Discovery Tours; CBS/AP.

W.H.O. INFLUENZA A(H5N1) SURVEILLANCE

WHO reports the cumulative number of confirmed human cases and deaths due to avian influenza (H5N1) at : <http://www.who.int/csr/disease/avian_influenza/en/index.html>. The table below reflects totals provided at this web site as of 6:00 PM, 2/2/2011 Guam-time.

COUNTRY		2004	2005	2006	2007	2008	2009	2010	2011	TOTAL
Azerbaijan	Cases	0	0	8	0	0	0	0	0	8
	Deaths	0	0	5	0	0	0	0	0	5
Bangladesh	Cases	0	0	0	0	1	0	0	0	1
	Deaths	0	0	0	0	0	0	0	0	0
Cambodia	Cases	0	4	2	1	1	1	1	0	10
	Deaths	0	4	2	1	0	0	1	0	8
China	Cases	0	8	13	5	4	7	2	0	40
	Deaths	0	5	8	3	4	4	1	0	26
Djibouti	Cases	0	0	1	0	0	0	0	0	1
	Deaths	0	0	0	0	0	0	0	0	0
Egypt	Cases	0	0	18	25	8	39	29	2	121
	Deaths	0	0	10	9	4	4	13	0	40
Indonesia	Cases	0	20	55	42	24	21	9	0	171
	Deaths	0	13	45	37	20	19	7	0	141
Iraq	Cases	0	0	3	0	0	0	0	0	3
	Deaths	0	0	2	0	0	0	0	0	2
Laos	Cases	0	0	0	2	0	0	0	0	2
	Deaths	0	0	0	2	0	0	0	0	2
Myanmar	Cases	0	0	0	1	0	0	0	0	1
	Deaths	0	0	0	0	0	0	0	0	0
Nigeria	Cases	0	0	0	1	0	0	0	0	1
	Deaths	0	0	0	1	0	0	0	0	1
Pakistan	Cases	0	0	0	3	0	0	0	0	3
	Deaths	0	0	0	1	0	0	0	0	1
Thailand	Cases	17	5	3	0	0	0	0	0	25
	Deaths	12	2	3	0	0	0	0	0	17
Turkey	Cases	0	0	12	0	0	0	0	0	12
	Deaths	0	0	4	0	0	0	0	0	4
Viet Nam	Cases	29	61	0	8	6	5	7	0	119
	Deaths	20	19	0	5	5	5	2	0	59
TOTAL	Cases	46	98	115	88	44	73	48	2	518
	Deaths	32	43	79	59	33	32	24	0	306

NOTE: Total number of cases includes number of deaths. WHO reports only laboratory-confirmed cases. Figures that have changed since last week's report are noted in **BOLD**, the number of new cases is enclosed ()