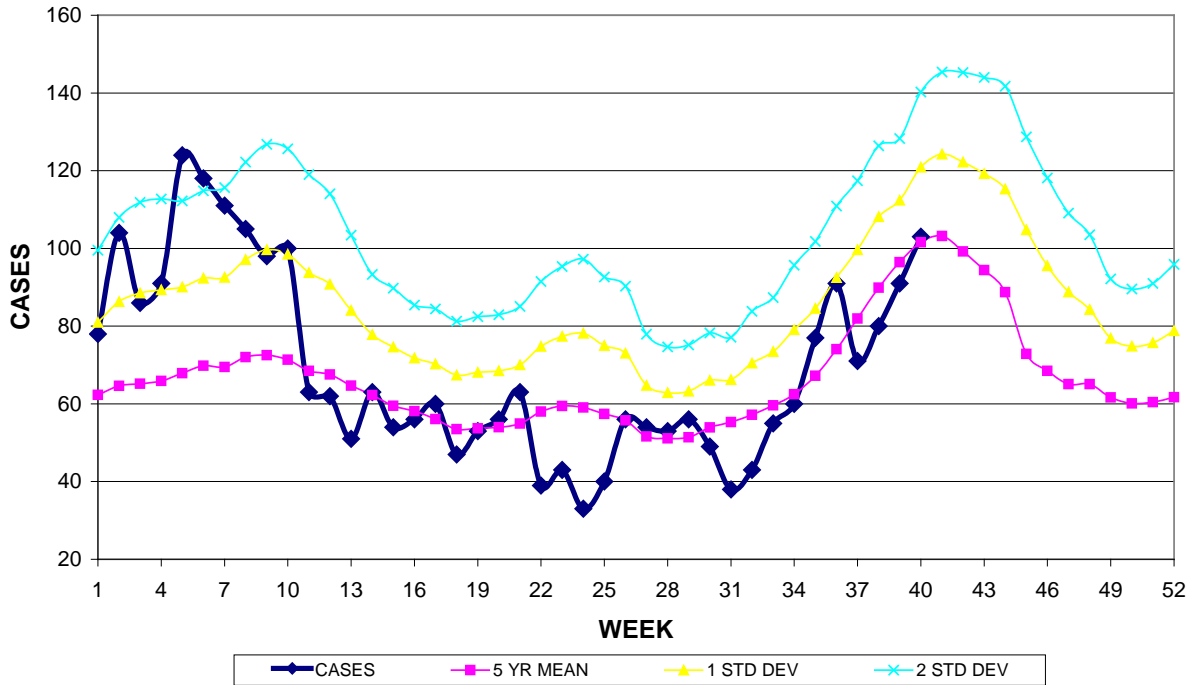


GUAM EPIDEMIOLOGY NEWSLETTER

REPORT FOR WEEK ENDING: 10/8/2011 (Reporting week 2011-40)

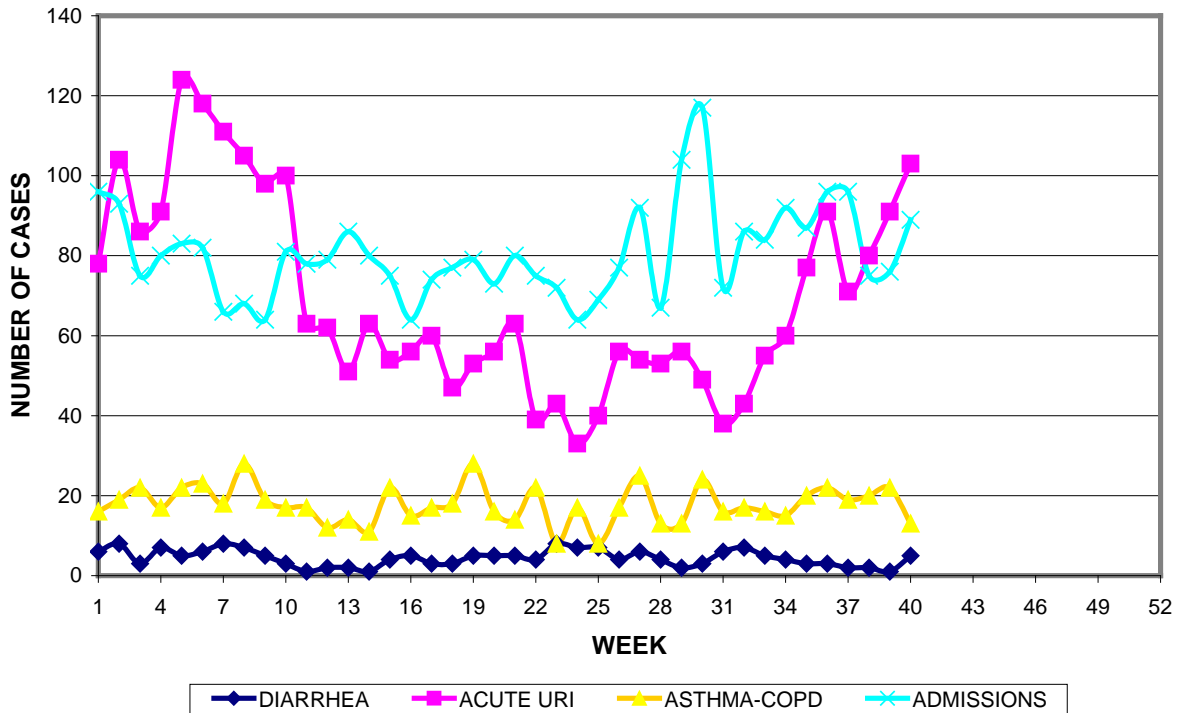
GUAM REPORTS

**GUAM ACUTE RESPIRATORY INFECTION SURVEILLANCE 2011;  
GMHA-EMERGENCY DEPARTMENT PATIENTS BY WEEK SEEN**

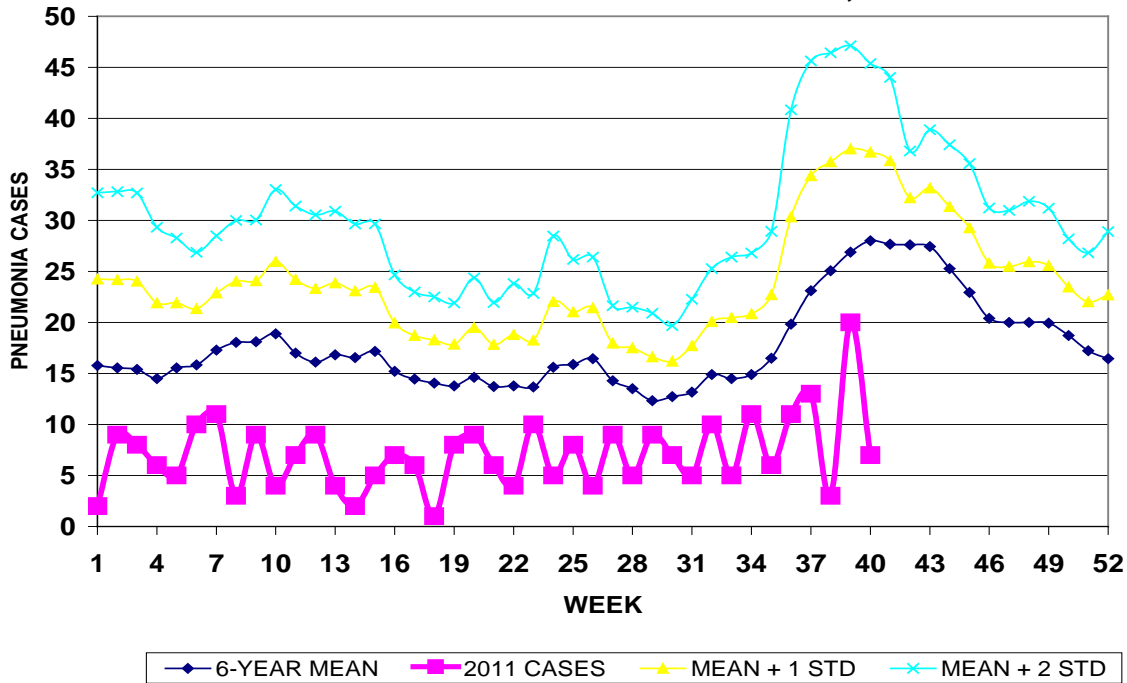


GUAM SYNDROMIC DISEASE SURVEILLANCE

**GMHA-ED PATIENT DIAGNOSES BY WEEK, 2011**



**HOSPITAL INPATIENT DISCHARGES WITH A DIAGNOSIS OF  
 PNEUMONIA BY WEEK DISCHARGED, 2011**



**GUAM SENTINEL PHYSICIAN INFLUENZA SURVEILLANCE**

REPORTS OF INFLUENZA OR INFLUENZA-LIKE ILLNESSES  
 RECEIVED FOR THE WEEK ENDING 10/8/2011

**No activity** – No cases reported by sentinel physician

(ACTIVITY LEVELS: No activity, Sporadic, Local, Regional, Widespread)

Foreign Quarantine & Enteric Diseases Section  
 Bureau of Communicable Disease Control

**Guam Department of Public Health & Social Services**

**H1N1 INFLUENZA SURVEILLANCE, WEEK 40, 2011**

Cumulative 2011: 2 civilian & 4 military cases

**1 CASE OF H1N1 REPORTED FOR WEEK 40**

INFECTION CONTROL DEPARTMENT  
 GUAM MEMORIAL HOSPITAL AUTHORITY

**HOSPITALIZATIONS FOR INFLUENZA A or B BY AGE  
 AND MORBIDITY REPORTING WEEK, 2011**

	WEEK										
AGE	31	32	33	34	35	36	37	38	39	40	TOTAL
0-4											1
5-18											
19-24											
25-49											
50-64											2
65+											
TOTAL	0	0	0	0	0	0	0	0	0	0	3

GUAM MEMORIAL HOSPITAL  
INFECTION CONTROL DEPARTMENT  
**GMHA-EMERGENCY DEPARTMENT CLINICAL DIAGNOSES OF INFLUENZA OR  
FLU-SYNDROME BY WEEK AND PATIENT'S VILLAGE OF RESIDENCE, 2011**  
(Villages listed geographically from northern-most to southern-most)

VILLAGE	WEEK										TOTAL	2011 RATE
	31	32	33	34	35	36	37	38	39	40		
Yigo	2	0	0	0	0	0	0	0	0	3	23	99.87
Dededo	1	1	2	0	2	1	1	0	2	3	57	112.14
Tamuning	0	0	1	1	2	0	0	1	0	0	19	88.19
Barrigada	0	0	0	0	1	1	0	1	1	1	12	117.28
Mangilao	0	0	0	0	0	1	0	0	0	0	17	107.97
M-T-M	0	0	0	0	0	1	0	0	1	0	17	245.91
Hagatna	0	0	0	0	0	0	0	0	0	1	5	384.32
Agaña Hts	0	0	0	0	0	0	0	0	0	0	2	42.92
Sinajana	0	0	0	0	0	0	0	0	0	0	3	88.92
Chalan Pago- Ordot	0	0	0	0	1	0	0	0	0	0	8	114.20
Asan- Maina	0	0	0	0	0	0	0	0	0	0	0	0
Piti	0	0	0	0	0	0	0	0	0	0	0	0
Santa Rita	1	0	0	0	0	0	0	0	0	0	4	45.10
Agat	1	0	0	0	0	0	0	0	2	0	5	74.75
Yona	0	1	0	0	1	0	0	0	0	1	12	156.49
Talofofo	0	1	0	0	0	0	0	0	0	0	4	105.21
Inarajan	0	0	0	0	0	1	0	0	0	0	4	110.83
Merizo	0	0	0	0	0	0	0	0	0	0	3	117.28
Umatac	0	0	0	0	0	0	0	0	0	0	0	0
Unknown	0	0	0	0	0	0	0	0	0	0	0	-
<b>TOTAL</b>	<b>5</b>	<b>3</b>	<b>3</b>	<b>1</b>	<b>7</b>	<b>5</b>	<b>1</b>	<b>2</b>	<b>6</b>	<b>9</b>	<b>195</b>	<b>106.51</b>

NOTE: Rate = cases per 100,000 population for the specified period.

**GUAM ANIMAL DISEASE (ZONOSSES) REPORTS**  
REPORTS RECEIVED FOR THE WEEK ENDING 10/8/2011

**Anaplasmosis – 1 canine**

BUREAU OF COMMUNICABLE DISEASE CONTROL  
DEPARTMENT OF PUBLIC HEALTH AND SOCIAL SERVICES  
**ISLAND-WIDE COMMUNICABLE DISEASE REPORT**  
REPORTS RECEIVED FOR THE WEEKS ENDING 10/1 & 10/8/2011

**SUMMARY OF MORBIDITY REPORTS FOR WEEK 39 (Late report)**

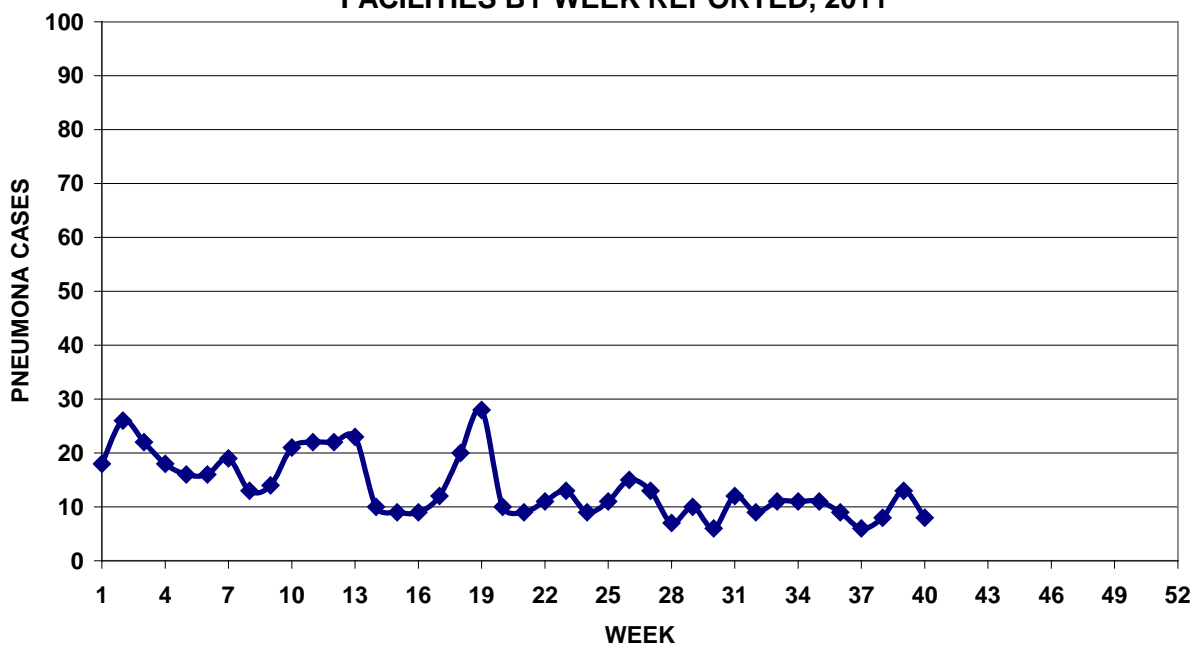
Chickenpox	6
Chlamydia	9
<i>Clostridium difficile</i>	1
Conjunctivitis	3
<i>E. coli</i> MDR	1
Hand, foot & mouth disease	5
Hepatitis A	2
Hepatitis B	4
Hepatitis C	3
Herpes simplex 2	1
MRSA	5
Mumps	1
Pertussis	4
Scombroid fish poisoning	1
Streptococcal sore throat	5
Streptococcal disease, other	2
Tuberculosis	2
VRE	1

**SUMMARY OF MORBIDITY REPORTS FOR WEEK 40**

Chickenpox	1
Chlamydia	18
<i>E. coli</i> MDR	1
Gonorrhea	2
Hand, foot & mouth disease	6
Hepatitis A	1
Hepatitis B	2
Hepatitis C	3
Herpes simplex 2	1
Herpes simplex (unspecified)	2
Influenza A	1
Influenza A-H1N1	1
MRSA	4
Mumps	1
Pertussis	1
Scombroid fish poisoning	1
Streptococcal sore throat	7

PREVENTIVE MEDICINE DEPARTMENT  
U.S. NAVAL HOSPITAL GUAM

### PNEUMONIA CASES SEEN IN GUAM MILITARY TREATMENT FACILITIES BY WEEK REPORTED, 2011



□