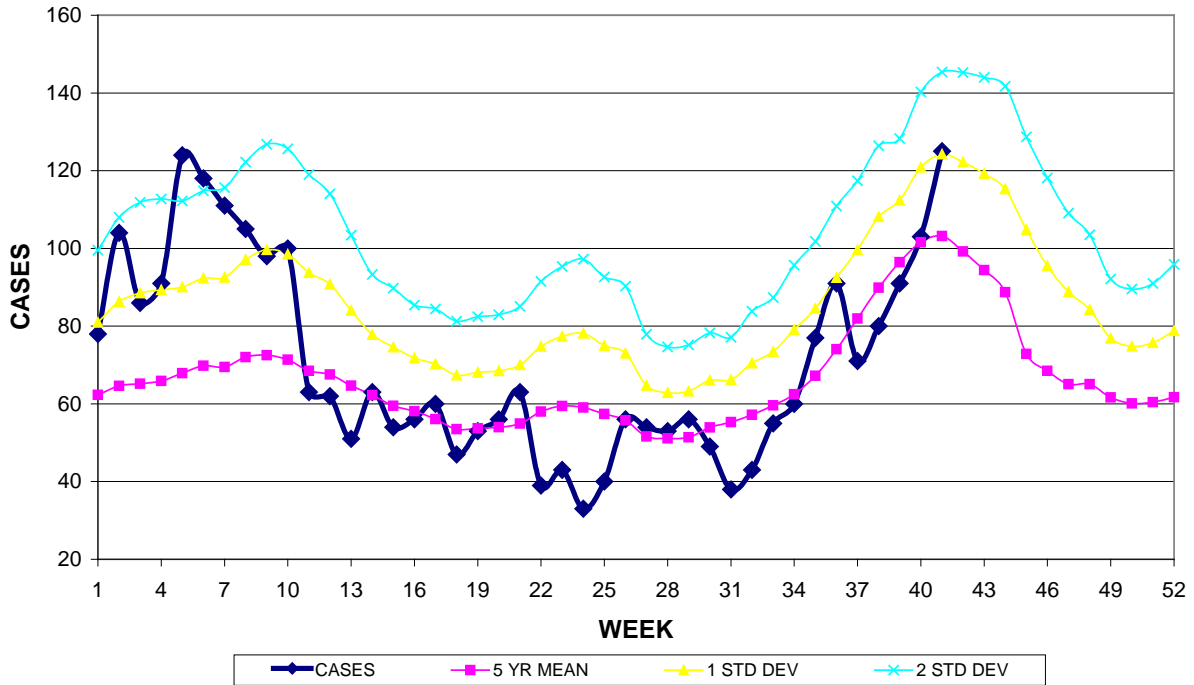


# GUAM EPIDEMIOLOGY NEWSLETTER

REPORT FOR WEEK ENDING: 10/15/2011 (Reporting week 2011-41)

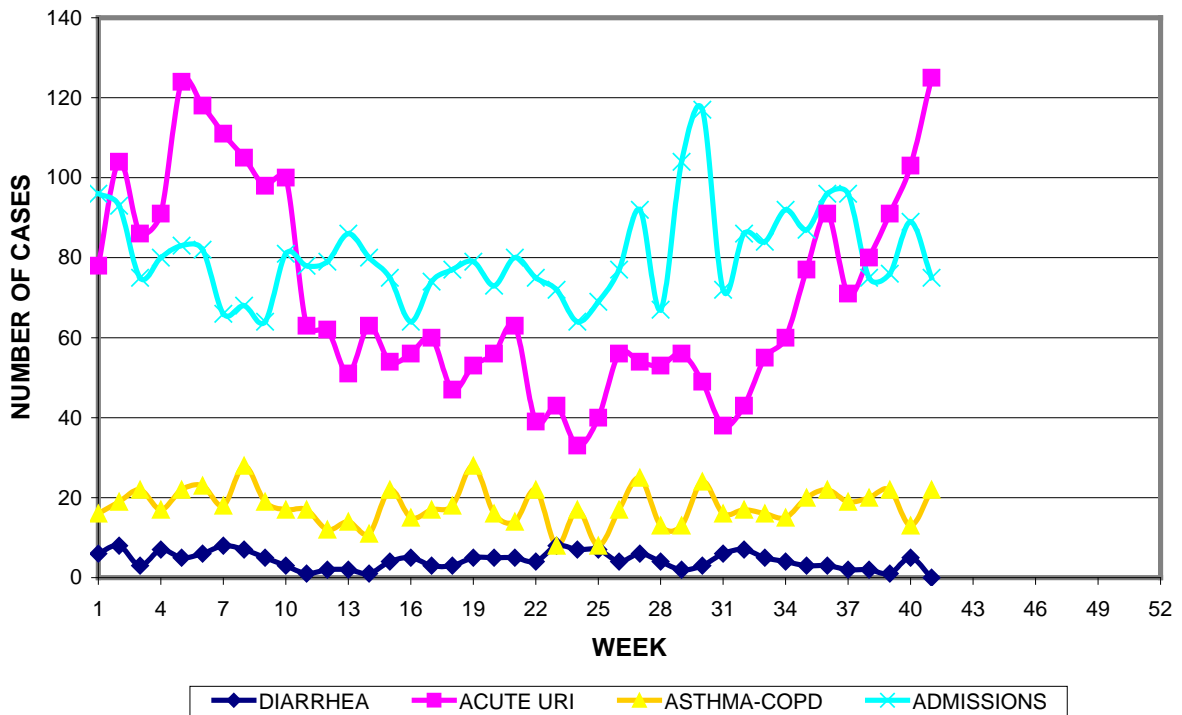
## GUAM REPORTS

### GUAM ACUTE RESPIRATORY INFECTION SURVEILLANCE 2011; GMHA-EMERGENCY DEPARTMENT PATIENTS BY WEEK SEEN

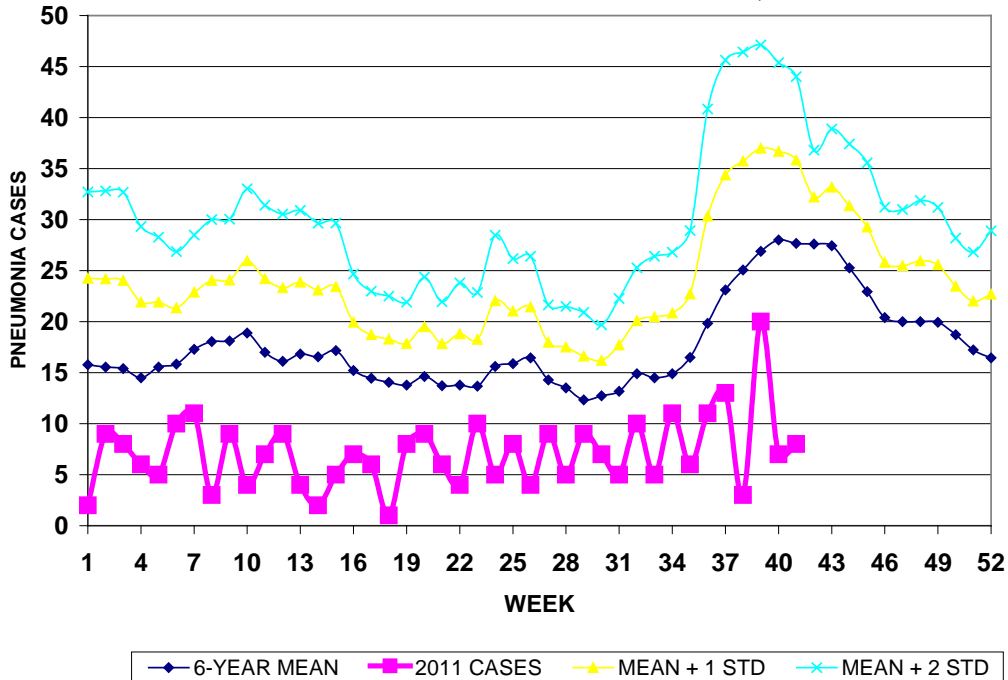


### GUAM SYNDROMIC DISEASE SURVEILLANCE

### GMHA-ED PATIENT DIAGNOSES BY WEEK, 2011



**HOSPITAL INPATIENT DISCHARGES WITH A DIAGNOSIS OF  
 PNEUMONIA BY WEEK DISCHARGED, 2011**



**GUAM SENTINEL PHYSICIAN INFLUENZA SURVEILLANCE**  
 REPORTS OF INFLUENZA OR INFLUENZA-LIKE ILLNESSES  
 RECEIVED FOR THE WEEK ENDING 10/15/2011

**Sporadic** – One case reported by sentinel physician  
 (ACTIVITY LEVELS: No activity, Sporadic, Local, Regional, Widespread)

Foreign Quarantine & Enteric Diseases Section  
 Bureau of Communicable Disease Control  
 Guam Department of Public Health & Social Services

**H1N1 INFLUENZA SURVEILLANCE, WEEK 41, 2011**

Cumulative 2011: 2 civilian & 4 military cases  
**NO CASES OF H1N1 REPORTED FOR WEEK 41**

INFECTION CONTROL DEPARTMENT  
 GUAM MEMORIAL HOSPITAL AUTHORITY

**HOSPITALIZATIONS FOR INFLUENZA A or B BY AGE  
 AND MORBIDITY REPORTING WEEK, 2011**

	WEEK										
AGE	32	33	34	35	36	37	38	39	40	41	TOTAL
0-4											1
5-18											
19-24											
25-49											
50-64											2
65+											
TOTAL	0	0	0	0	0	0	0	0	0	0	3

INFECTION CONTROL DEPARTMENT  
 GUAM MEMORIAL HOSPITAL AUTHORITY  
**GMHA-EMERGENCY DEPARTMENT CLINICAL DIAGNOSES OF INFLUENZA OR  
 FLU-SYNDROME BY WEEK AND PATIENT'S VILLAGE OF RESIDENCE, 2011**  
 (Villages listed geographically from northern-most to southern-most)

VILLAGE	WEEK										TOTAL	2011 RATE
	32	33	34	35	36	37	38	39	40	41		
Yigo	0	0	0	0	0	0	0	0	3	2	25	108.55
Dededo	1	2	0	2	1	1	0	2	3	5	62	112.14
Tamuning	0	1	1	2	0	0	1	0	0	0	19	88.19
Barrigada	0	0	0	1	1	0	1	1	1	0	12	117.28
Mangilao	0	0	0	0	1	0	0	0	0	0	17	107.97
M-T-M	0	0	0	0	1	0	0	1	0	3	20	289.31
Hagatna	0	0	0	0	0	0	0	0	1	0	5	384.32
Agaña Hts	0	0	0	0	0	0	0	0	0	0	2	42.92
Sinajana	0	0	0	0	0	0	0	0	0	0	3	88.92
Chalan Pago- Ordot	0	0	0	1	0	0	0	0	0	0	8	114.20
Asan- Maina	0	0	0	0	0	0	0	0	0	0	0	0
Piti	0	0	0	0	0	0	0	0	0	0	0	0
Santa Rita	0	0	0	0	0	0	0	0	0	0	4	45.10
Agat	0	0	0	0	0	0	0	2	0	0	5	74.75
Yona	1	0	0	1	0	0	0	0	1	0	12	156.49
Talofof	1	0	0	0	0	0	0	0	0	0	4	105.21
Inarajan	0	0	0	0	1	0	0	0	0	0	4	110.83
Merizo	0	0	0	0	0	0	0	0	0	0	3	117.28
Umatac	0	0	0	0	0	0	0	0	0	0	0	0
Unknown	0	0	0	0	0	0	0	0	0	0	0	-
<b>TOTAL</b>	<b>3</b>	<b>3</b>	<b>1</b>	<b>7</b>	<b>5</b>	<b>1</b>	<b>2</b>	<b>6</b>	<b>9</b>	<b>10</b>	<b>205</b>	<b>111.97</b>

NOTE: Rate = cases per 100,000 population for the specified period.

**GUAM ANIMAL DISEASE (ZONOSSES) REPORTS**  
 REPORTS RECEIVED FOR THE WEEK ENDING 10/15/2011

**Anaplasmosis – 1 canine**

**ISLAND-WIDE COMMUNICABLE DISEASE REPORT**  
**REPORTS RECEIVED FOR THE WEEK ENDING 10/15/2011**

AIDS	1
Chickenpox	3
Chlamydia	23
Conjunctivitis	3
<i>E. coli</i> MDR	2
Gonorrhea	2
EBV	1
Food poisoning	1
Gonorrhea	1
Hand, foot & mouth disease	4
Hepatitis A	1
Hepatitis B	5
Hepatitis C	3
Herpes simplex 1	2
Herpes simplex 2	1
HIV	1
Kawasaki syndrome	1
MRSA	4
<i>Klebsiella pneumoniae</i> MDR	1
MRSA	19
Mumps	1
Pertussis	4
RSV	1
Streptococcal sore throat	2
Streptococcal disease, other	4
Syphilis	1
Tuberculosis	3

PREVENTIVE MEDICINE DEPARTMENT  
 U.S. NAVAL HOSPITAL GUAM

**PNEUMONIA CASES SEEN IN GUAM MILITARY TREATMENT  
 FACILITIES BY WEEK REPORTED, 2011**

