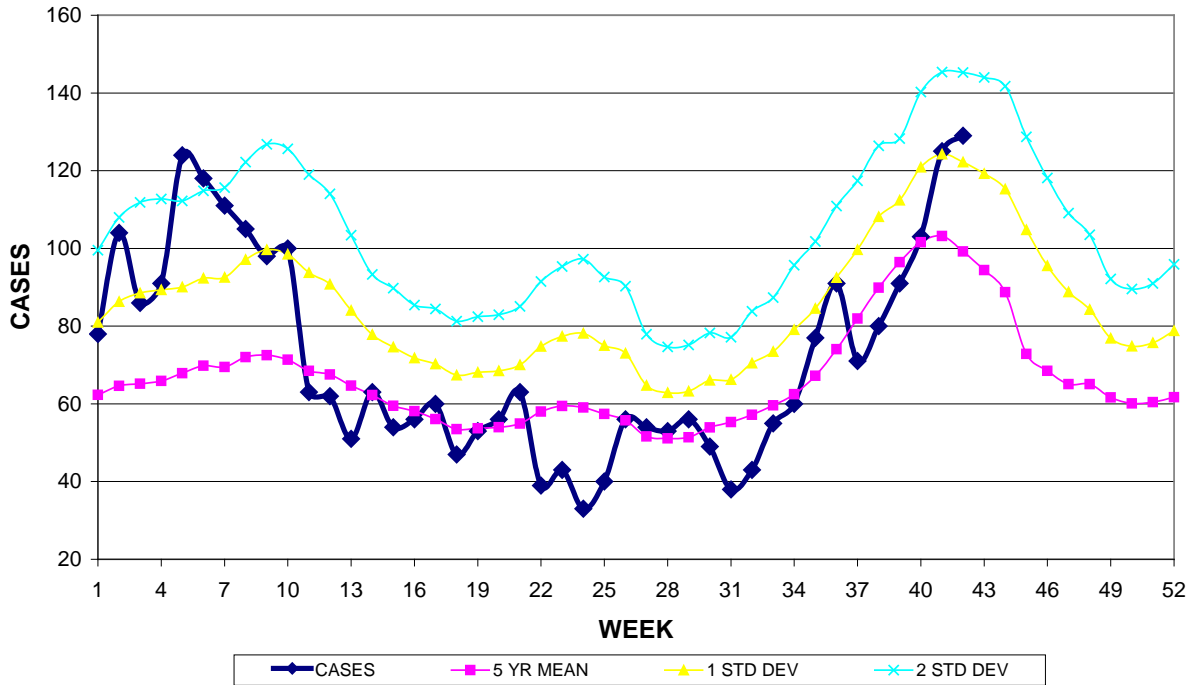


GUAM EPIDEMIOLOGY NEWSLETTER

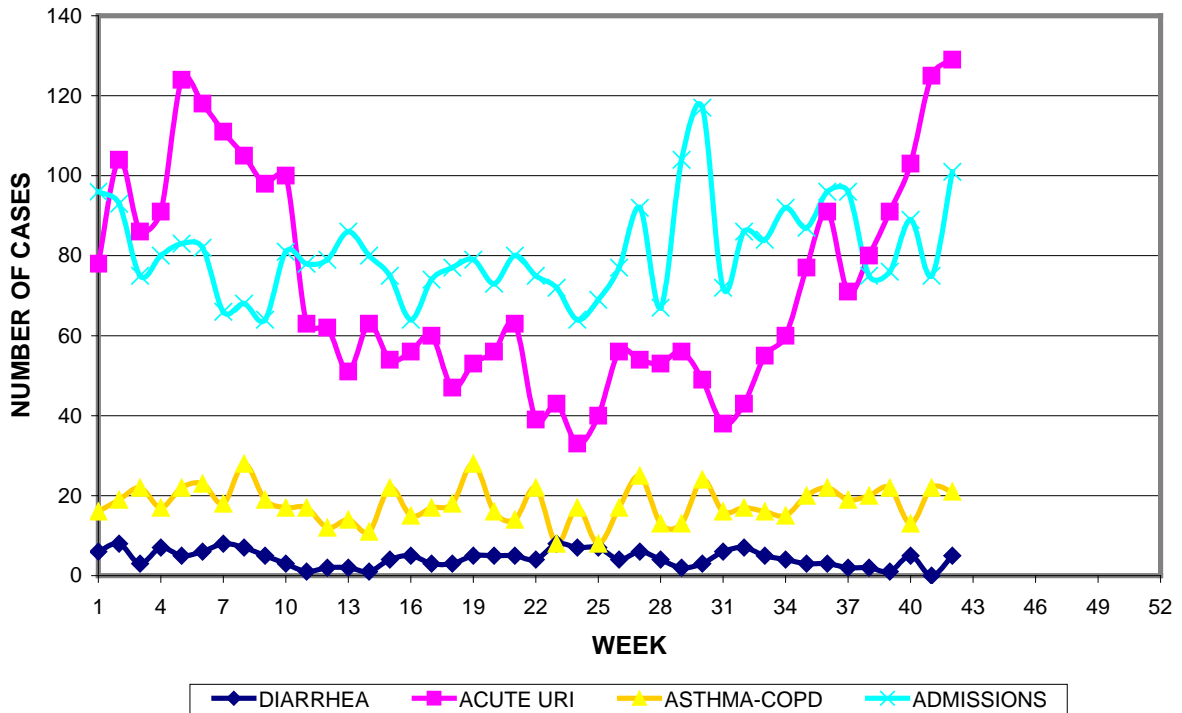
REPORT FOR WEEK ENDING: 10/22/2011 (Reporting week 2011-42)

GUAM REPORTS

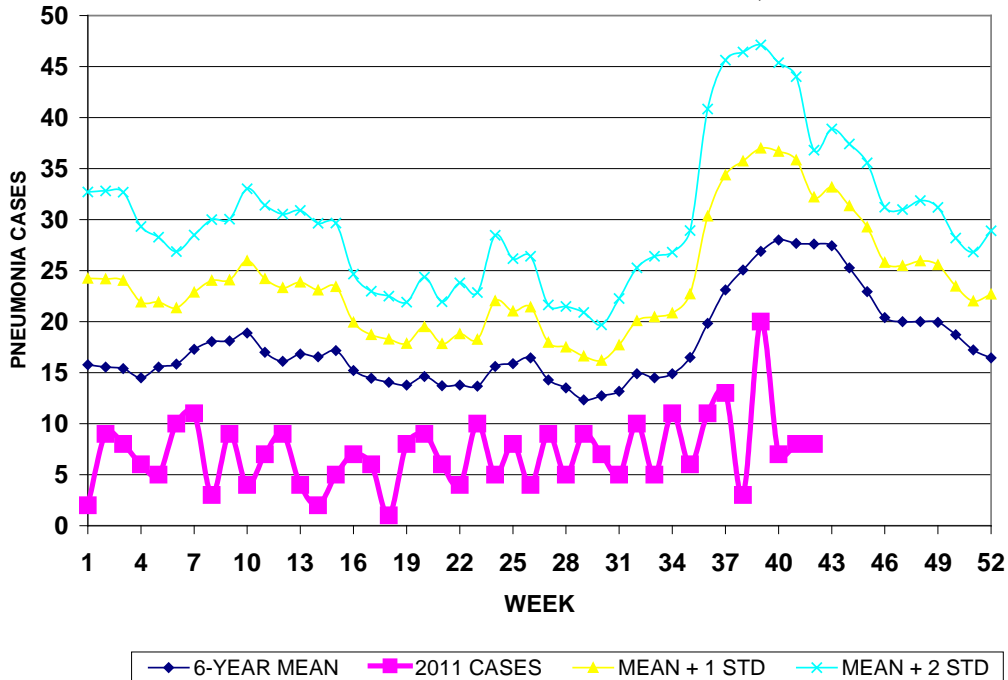
GUAM ACUTE RESPIRATORY INFECTION SURVEILLANCE 2011; GMHA-EMERGENCY DEPARTMENT PATIENTS BY WEEK SEEN



GUAM SYNDROMIC DISEASE SURVEILLANCE GMHA-ED PATIENT DIAGNOSES BY WEEK, 2011



**HOSPITAL INPATIENT DISCHARGES WITH A DIAGNOSIS OF
 PNEUMONIA BY WEEK DISCHARGED, 2011**



GUAM SENTINEL PHYSICIAN INFLUENZA SURVEILLANCE
 REPORTS OF INFLUENZA OR INFLUENZA-LIKE ILLNESSES
 RECEIVED FOR THE WEEK ENDING 10/22/2011

No activity – No cases reported by sentinel physician
 (ACTIVITY LEVELS: No activity, Sporadic, Local, Regional, Widespread)

Foreign Quarantine & Enteric Diseases Section
 Bureau of Communicable Disease Control
 Guam Department of Public Health & Social Services

H1N1 INFLUENZA SURVEILLANCE, WEEK 42, 2011

Cumulative 2011: 2 civilian & 4 military cases
NO CASES OF H1N1 REPORTED FOR WEEK 42

INFECTION CONTROL DEPARTMENT
 GUAM MEMORIAL HOSPITAL AUTHORITY

**HOSPITALIZATIONS FOR INFLUENZA A or B BY AGE
 AND MORBIDITY REPORTING WEEK, 2011**

	WEEK										
AGE	33	34	35	36	37	38	39	40	41	42	TOTAL
0-4											1
5-18											
19-24											
25-49											
50-64											2
65+											
TOTAL	0	0	0	0	0	0	0	0	0	0	3

INFECTION CONTROL DEPARTMENT
 GUAM MEMORIAL HOSPITAL AUTHORITY
**GMHA-EMERGENCY DEPARTMENT CLINICAL DIAGNOSES OF INFLUENZA OR
 FLU-SYNDROME BY WEEK AND PATIENT'S VILLAGE OF RESIDENCE, 2011**
 (Villages listed geographically from northern-most to southern-most)

VILLAGE	WEEK										TOTAL	2011 RATE
	33	34	35	36	37	38	39	40	41	42		
Yigo	0	0	0	0	0	0	0	3	2	0	25	108.55
Dededo	2	0	2	1	1	0	2	3	5	2	64	125.91
Tamuning	1	1	2	0	0	1	0	0	0	0	19	88.19
Barrigada	0	0	1	1	0	1	1	1	0	0	12	117.28
Mangilao	0	0	0	1	0	0	0	0	0	0	17	107.97
M-T-M	0	0	0	1	0	0	1	0	3	1	21	303.78
Hagatna	0	0	0	0	0	0	0	1	0	0	5	384.32
Agaña Hts	0	0	0	0	0	0	0	0	0	0	2	42.92
Sinajana	0	0	0	0	0	0	0	0	0	0	3	88.92
Chalan Pago- Ordot	0	0	1	0	0	0	0	0	0	0	8	114.20
Asan- Maina	0	0	0	0	0	0	0	0	0	0	0	0
Piti	0	0	0	0	0	0	0	0	0	0	0	0
Santa Rita	0	0	0	0	0	0	0	0	0	0	4	45.10
Agat	0	0	0	0	0	0	2	0	0	0	5	74.75
Yona	0	0	1	0	0	0	0	1	0	0	12	156.49
Talofofu	0	0	0	0	0	0	0	0	0	1	5	131.51
Inarajan	0	0	0	1	0	0	0	0	0	0	4	110.83
Merizo	0	0	0	0	0	0	0	0	0	0	3	117.28
Umatac	0	0	0	0	0	0	0	0	0	0	0	0
Unknown	0	0	0	0	0	0	0	0	0	0	0	-
TOTAL	3	1	7	5	1	2	6	9	10	4	209	114.16

NOTE: Rate = cases per 100,000 population for the specified period.

GUAM ANIMAL DISEASE (ZOOSES) REPORTS
 REPORTS RECEIVED FOR THE WEEK ENDING 10/22/2011

None reported

Bureau of Communicable Disease Control
Guam Department of Public Health & Social Services
ISLAND-WIDE COMMUNICABLE DISEASE REPORT
 REPORTS RECEIVED FOR THE WEEK ENDING 10/22/2011

<i>Acinetobacter baumannii</i>	1
Chickenpox	3
Chlamydia	26
<i>Clodtridium difficile</i>	1
Conjunctivitis	12
<i>E. coli</i> MDR	3
Gonorrhea	1
Hand, foot & mouth disease	5
Hepatitis A	4
Hepatitis B	2
Hepatitis C	1
Herpes simplex 2	2
MRSA	4
<i>Klebsiella pneumoniae</i> MDR	1
MRSA	10
Pertussis	6
RSV	2
<i>Salmonella</i>	1
Scarlet fever	1
Streptococcal sore throat	7
Streptococcal disease, other	2

PREVENTIVE MEDICINE DEPARTMENT
 U.S. NAVAL HOSPITAL GUAM

**PNEUMONIA CASES SEEN IN GUAM MILITARY TREATMENT
 FACILITIES BY WEEK REPORTED, 2011**

