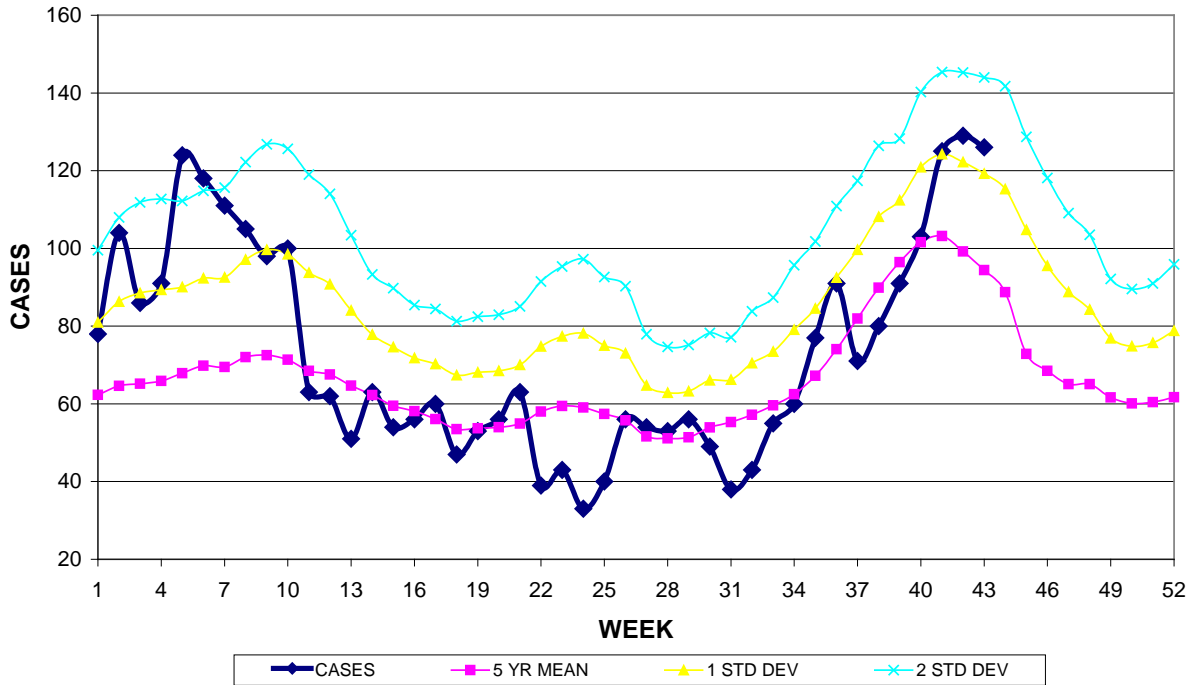


GUAM EPIDEMIOLOGY NEWSLETTER

REPORT FOR WEEK ENDING: 10/29/2011 (Reporting week 2011-43)

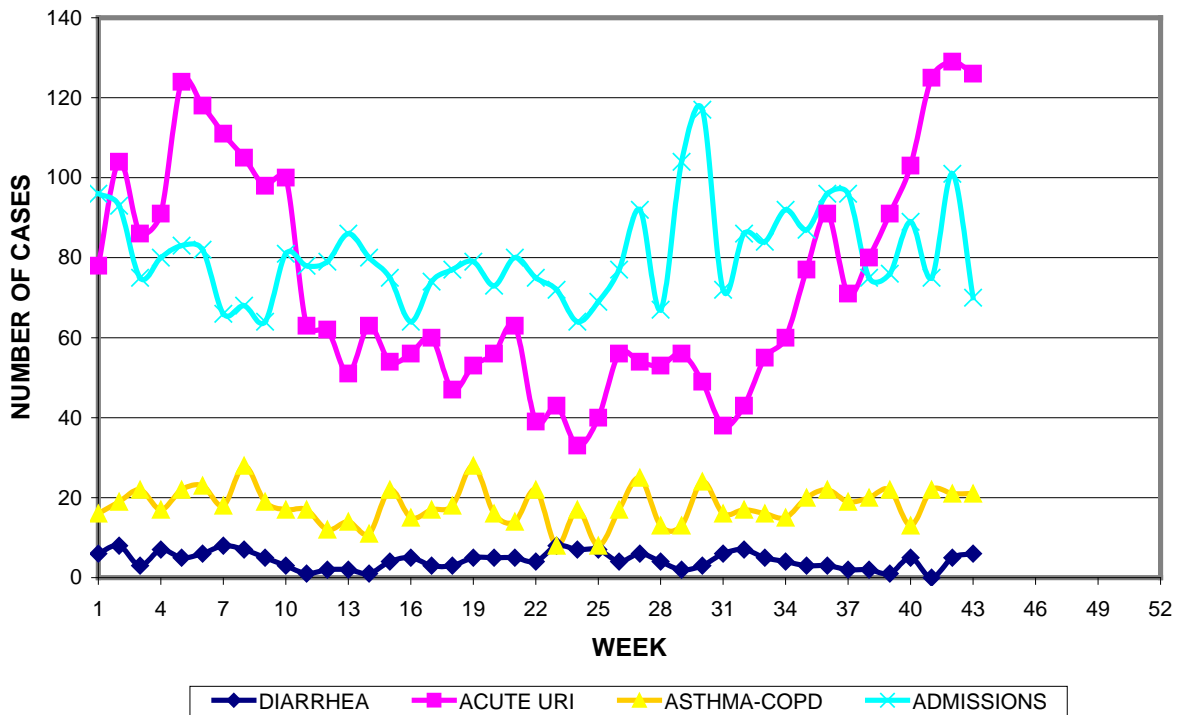
GUAM REPORTS

**GUAM ACUTE RESPIRATORY INFECTION SURVEILLANCE 2011;  
 GMHA-EMERGENCY DEPARTMENT PATIENTS BY WEEK SEEN**

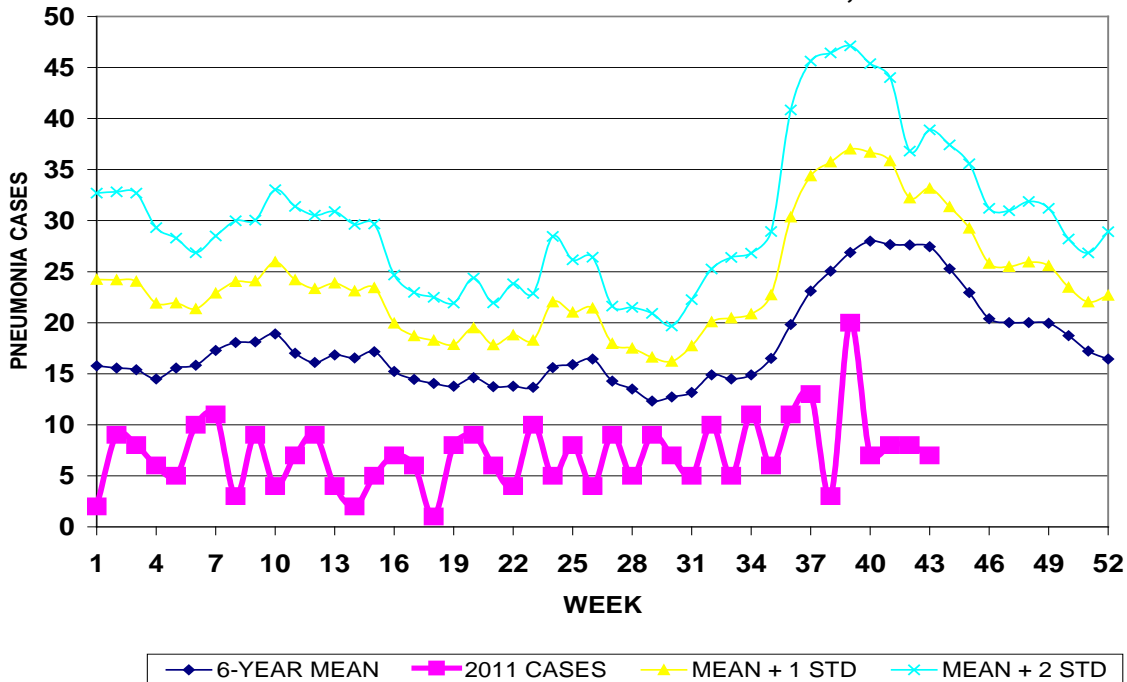


GUAM SYNDROMIC DISEASE SURVEILLANCE

**GMHA-ED PATIENT DIAGNOSES BY WEEK, 2011**



**HOSPITAL INPATIENT DISCHARGES WITH A DIAGNOSIS OF  
 PNEUMONIA BY WEEK DISCHARGED, 2011**



**GUAM SENTINEL PHYSICIAN INFLUENZA SURVEILLANCE**  
 REPORTS OF INFLUENZA OR INFLUENZA-LIKE ILLNESSES  
 RECEIVED FOR THE WEEK ENDING 10/29/2011

**No activity** – No cases reported by sentinel physician  
 (ACTIVITY LEVELS: No activity, Sporadic, Local, Regional, Widespread)

Foreign Quarantine & Enteric Diseases Section  
 Bureau of Communicable Disease Control

**Guam Department of Public Health & Social Services**

**H1N1 INFLUENZA SURVEILLANCE, WEEK 43, 2011**

Cumulative 2011: 2 civilian & 4 military cases  
**NO CASES OF H1N1 REPORTED FOR WEEK 43**

INFECTION CONTROL DEPARTMENT  
 GUAM MEMORIAL HOSPITAL AUTHORITY

**HOSPITALIZATIONS FOR INFLUENZA A or B BY AGE  
 AND MORBIDITY REPORTING WEEK, 2011**

	WEEK										
AGE	34	35	36	37	38	39	40	41	42	43	TOTAL
0-4											1
5-18											
19-24											
25-49											
50-64											2
65+											
TOTAL	0	0	0	0	0	0	0	0	0	0	3

INFECTION CONTROL DEPARTMENT  
 GUAM MEMORIAL HOSPITAL AUTHORITY  
**GMHA-EMERGENCY DEPARTMENT CLINICAL DIAGNOSES OF INFLUENZA OR  
 FLU-SYNDROME BY WEEK AND PATIENT'S VILLAGE OF RESIDENCE, 2011**  
 (Villages listed geographically from northern-most to southern-most)

VILLAGE	WEEK										TOTAL	2011 RATE
	34	35	36	37	38	39	40	41	42	43		
Yigo	0	0	0	0	0	0	3	2	0	2	27	117.23
Dededo	0	2	1	1	0	2	3	5	2	2	66	129.84
Tamuning	1	2	0	0	1	0	0	0	0	1	20	93.89
Barrigada	0	1	1	0	1	1	1	0	0	0	12	117.28
Mangilao	0	0	1	0	0	0	0	0	0	1	18	114.32
M-T-M	0	0	1	0	0	1	0	3	1	0	21	303.78
Hagatna	0	0	0	0	0	0	1	0	0	1	6	461.18
Agaña Hts	0	0	0	0	0	0	0	0	0	0	2	42.92
Sinajana	0	0	0	0	0	0	0	0	0	1	4	118.55
Chalan Pago- Ordot	0	1	0	0	0	0	0	0	0	0	8	114.20
Asan- Maina	0	0	0	0	0	0	0	0	0	0	0	0
Piti	0	0	0	0	0	0	0	0	0	0	0	0
Santa Rita	0	0	0	0	0	0	0	0	0	0	4	45.10
Agat	0	0	0	0	0	2	0	0	0	0	5	74.75
Yona	0	1	0	0	0	0	1	0	0	1	13	169.54
Talofofu	0	0	0	0	0	0	0	0	1	0	5	131.51
Inarajan	0	0	1	0	0	0	0	0	0	0	4	110.83
Merizo	0	0	0	0	0	0	0	0	0	0	3	117.28
Umatac	0	0	0	0	0	0	0	0	0	0	0	0
Unknown	0	0	0	0	0	0	0	0	0	0	0	-
<b>TOTAL</b>	<b>1</b>	<b>7</b>	<b>5</b>	<b>1</b>	<b>2</b>	<b>6</b>	<b>9</b>	<b>10</b>	<b>4</b>	<b>9</b>	<b>218</b>	<b>119.07</b>

NOTE: Rate = cases per 100,000 population for the specified period.

**GUAM ANIMAL DISEASE (ZONOSSES) REPORTS**  
 REPORTS RECEIVED FOR THE WEEK ENDING 10/29/2011

**None reported**

Bureau of Communicable Disease Control  
**Guam Department of Public Health & Social Services**  
**ISLAND-WIDE COMMUNICABLE DISEASE REPORT**  
 REPORTS RECEIVED FOR THE WEEK ENDING 10/29/2011

Chickenpox	12
Chlamydia	5
<i>Clodtridium difficile</i>	1
Conjunctivitis	3
<i>E. coli</i> MDR	3
Gonorrhea	2
Hand, foot & mouth disease	3
Hepatitis A	1
Hepatitis C	2
MRSA	22
Pertussis	2
RSV	7
Scabies	1
Scombroid fish poisoning	1
Streptococcal sore throat	2
Streptococcal disease, other	8
Tuberculosis	1
VRE	1

PREVENTIVE MEDICINE DEPARTMENT  
 U.S. NAVAL HOSPITAL GUAM

**PNEUMONIA CASES SEEN IN GUAM MILITARY TREATMENT  
 FACILITIES BY WEEK REPORTED, 2011**

