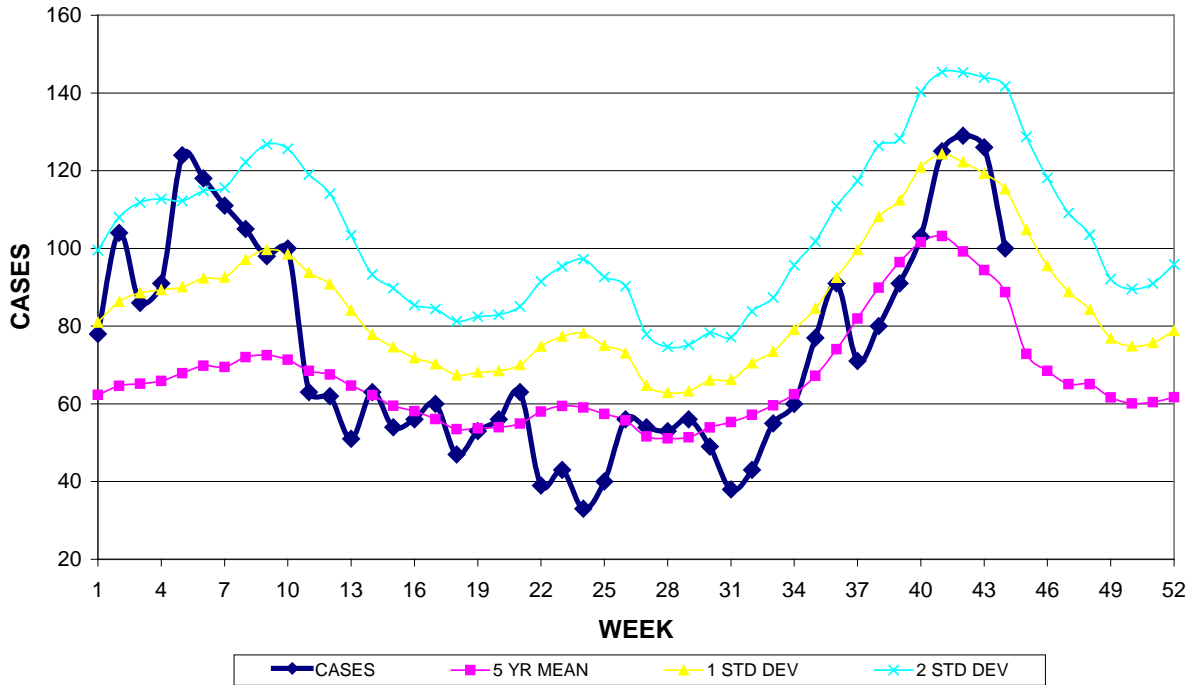


GUAM EPIDEMIOLOGY NEWSLETTER

REPORT FOR WEEK ENDING: 11/5/2011 (Reporting week 2011-44)

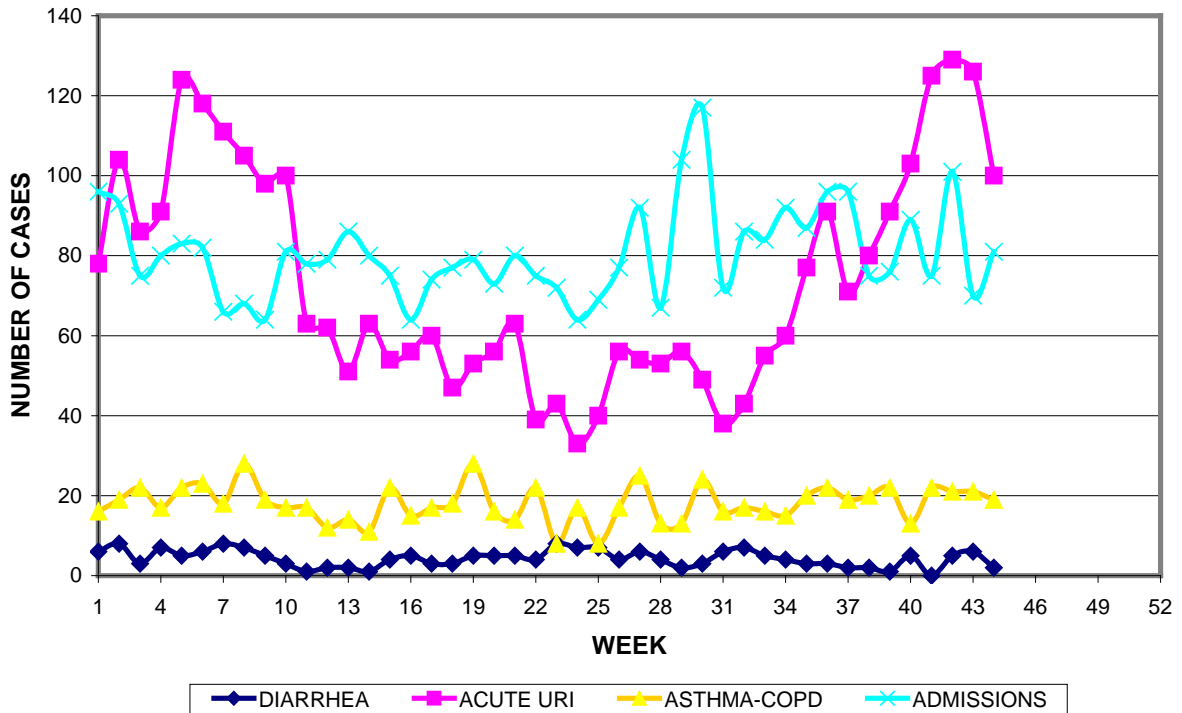
GUAM REPORTS

**GUAM ACUTE RESPIRATORY INFECTION SURVEILLANCE 2011;
 GMHA-EMERGENCY DEPARTMENT PATIENTS BY WEEK SEEN**

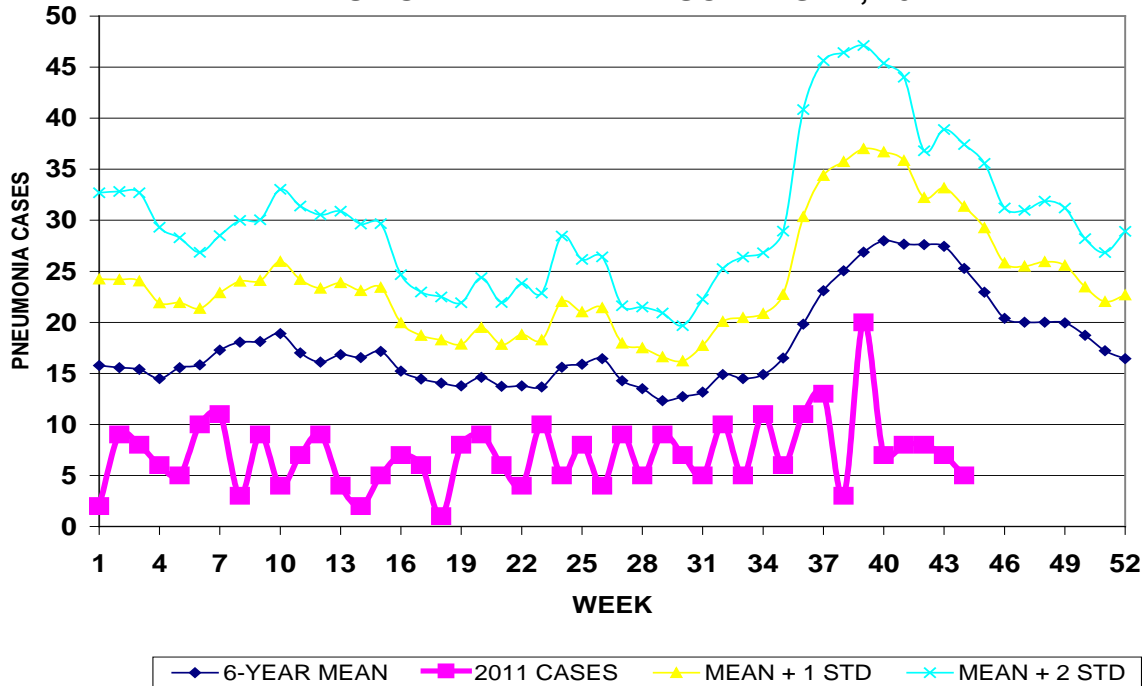


GUAM SYNDROMIC DISEASE SURVEILLANCE

GMHA-ED PATIENT DIAGNOSES BY WEEK, 2011



MEDICAL RECORDS AND INFECTION CONTROL DEPARTMENTS
 GUAM MEMORIAL HOSPITAL AUTHORITY
**HOSPITAL INPATIENT DISCHARGES WITH A DIAGNOSIS OF
 PNEUMONIA BY WEEK DISCHARGED, 2011**



GUAM SENTINEL PHYSICIAN INFLUENZA SURVEILLANCE
 REPORTS OF INFLUENZA OR INFLUENZA-LIKE ILLNESSES
 RECEIVED FOR THE WEEK ENDING 11/5/2011

No activity – No cases reported by sentinel physician
 (ACTIVITY LEVELS: No activity, Sporadic, Local, Regional, Widespread)

Foreign Quarantine & Enteric Diseases Section
 Bureau of Communicable Disease Control
 Guam Department of Public Health & Social Services
H1N1 INFLUENZA SURVEILLANCE, WEEK 44, 2011
 Cumulative 2011: 2 civilian & 4 military cases
NO CASES OF H1N1 REPORTED FOR WEEK 44

INFECTION CONTROL DEPARTMENT
 GUAM MEMORIAL HOSPITAL AUTHORITY
**HOSPITALIZATIONS FOR INFLUENZA A or B BY AGE
 AND MORBIDITY REPORTING WEEK, 2011**

	WEEK										
AGE	35	36	37	38	39	40	41	42	43	44	TOTAL
0-4											1
5-18											
19-24											
25-49											
50-64											2
65+											
TOTAL	0	0	0	0	0	0	0	0	0	0	3

INFECTION CONTROL DEPARTMENT
 GUAM MEMORIAL HOSPITAL AUTHORITY
**GMHA-EMERGENCY DEPARTMENT CLINICAL DIAGNOSES OF INFLUENZA OR
 FLU-SYNDROME BY WEEK AND PATIENT'S VILLAGE OF RESIDENCE, 2011**
 (Villages listed geographically from northern-most to southern-most)

VILLAGE	WEEK										TOTAL	2011 RATE
	35	36	37	38	39	40	41	42	43	44		
Yigo	0	0	0	0	0	3	2	0	2	0	27	117.23
Dededo	2	1	1	0	2	3	5	2	2	0	66	129.84
Tamuning	2	0	0	1	0	0	0	0	1	0	20	93.89
Barrigada	1	1	0	1	1	1	0	0	0	0	12	117.28
Mangilao	0	1	0	0	0	0	0	0	1	0	18	114.32
M-T-M	0	1	0	0	1	0	3	1	0	0	21	303.78
Hagatna	0	0	0	0	0	1	0	0	1	0	6	461.18
Agaña Hts	0	0	0	0	0	0	0	0	0	0	2	42.92
Sinajana	0	0	0	0	0	0	0	0	1	0	4	118.55
Chalan Pago- Ordot	1	0	0	0	0	0	0	0	0	0	8	114.20
Asan- Maina	0	0	0	0	0	0	0	0	0	0	0	0
Piti	0	0	0	0	0	0	0	0	0	0	0	0
Santa Rita	0	0	0	0	0	0	0	0	0	0	4	45.10
Agat	0	0	0	0	2	0	0	0	0	0	5	74.75
Yona	1	0	0	0	0	1	0	0	1	0	13	169.54
Talofofo	0	0	0	0	0	0	0	1	0	0	5	131.51
Inarajan	0	1	0	0	0	0	0	0	0	0	4	110.83
Merizo	0	0	0	0	0	0	0	0	0	0	3	117.28
Umatac	0	0	0	0	0	0	0	0	0	0	0	0
Unknown	0	0	0	0	0	0	0	0	0	0	0	-
TOTAL	7	5	1	2	6	9	10	4	9	0	218	119.07

NOTE: Rate = cases per 100,000 population for the specified period.

GUAM ANIMAL DISEASE (ZONOSSES) REPORTS
 REPORTS RECEIVED FOR THE WEEK ENDING 11/5/2011

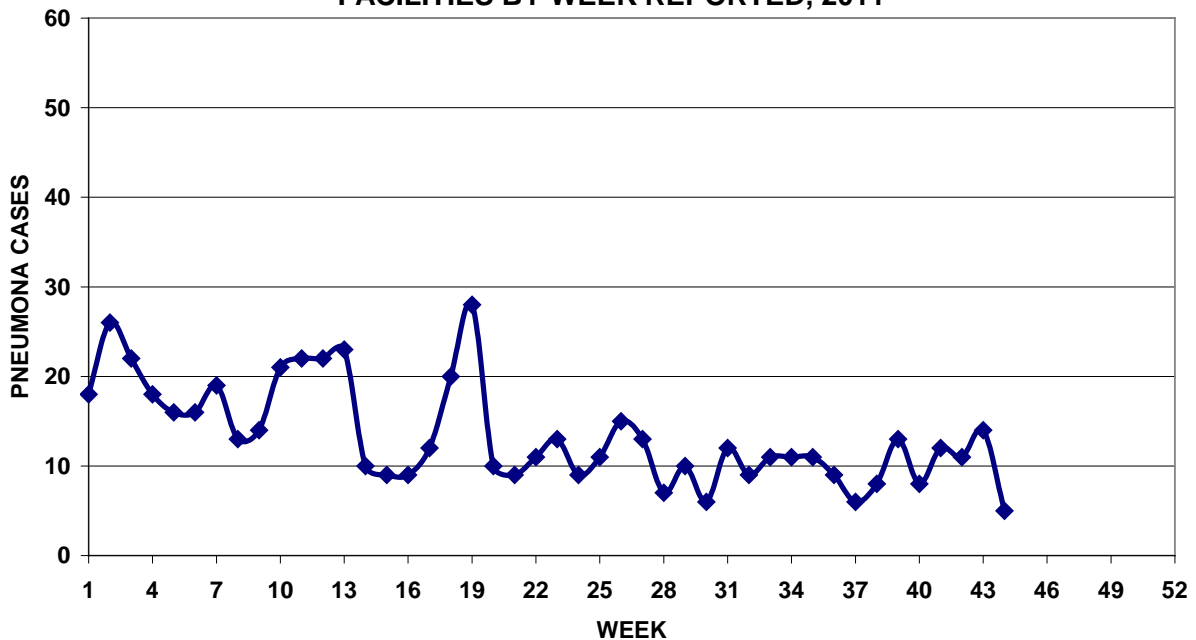
Anaplasmosis – 1 canine

Bureau of Communicable Disease Control
Guam Department of Public Health & Social Services
ISLAND-WIDE COMMUNICABLE DISEASE REPORT
 REPORTS RECEIVED FOR THE WEEK ENDING 11/5/2011

Chlamydia	6
<i>Clodtridium difficile</i>	1
Conjunctivitis	4
Dengue	1*
Gonorrhea	1
Hepatitis C	1
HSV 1	3
HSV 2	1
MRSA	9
RSV	4
Streptococcal sore throat	3
Streptococcal disease, other	1
Syphilis	3

- See “REGIONAL NEWS”

PREVENTIVE MEDICINE DEPARTMENT
 U.S. NAVAL HOSPITAL GUAM
**PNEUMONIA CASES SEEN IN GUAM MILITARY TREATMENT
 FACILITIES BY WEEK REPORTED, 2011**



REGIONAL NEWS

The main island of Yap State reports additional confirmed cases as a result of the ongoing dengue (total of 25) and leptospirosis (total of 7) outbreaks there. Both of these diseases are frequently associated with the rainy season and/or flooding, dengue being spread by mosquitoes and leptospirosis contracted by contact with water that has been contaminated with wild or domestic animal waste. A second case of dengue has been referred to Guam for treatment.
Source: Yap State Government Briefs, November 3, 2011