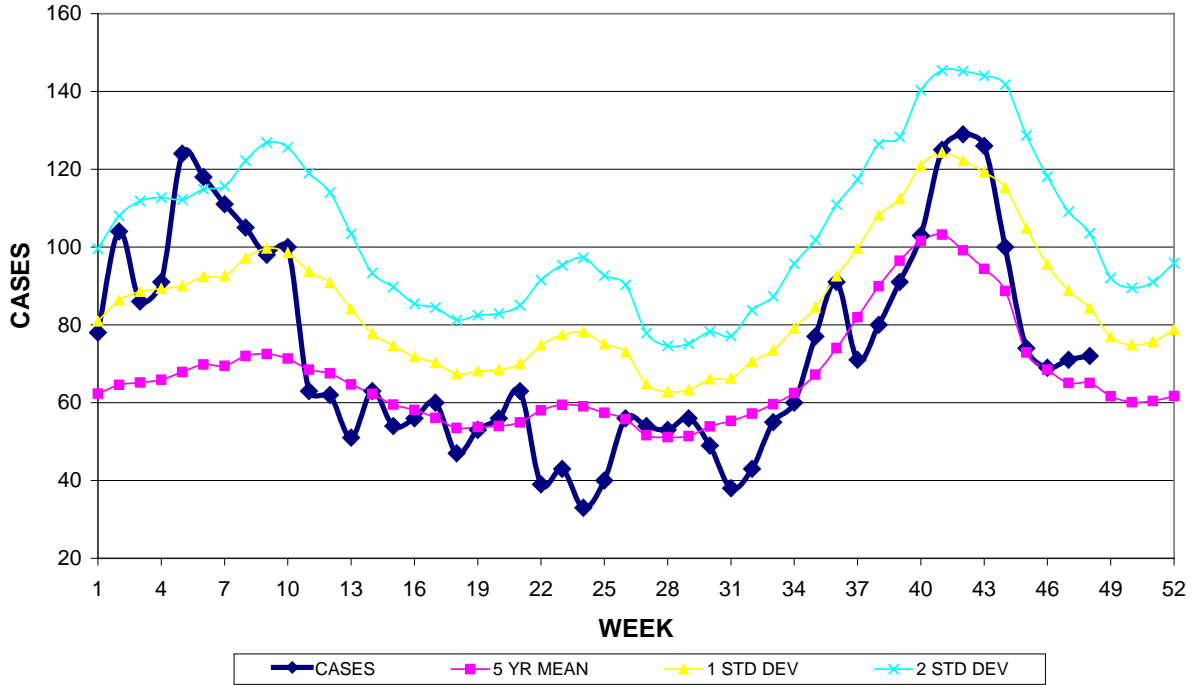


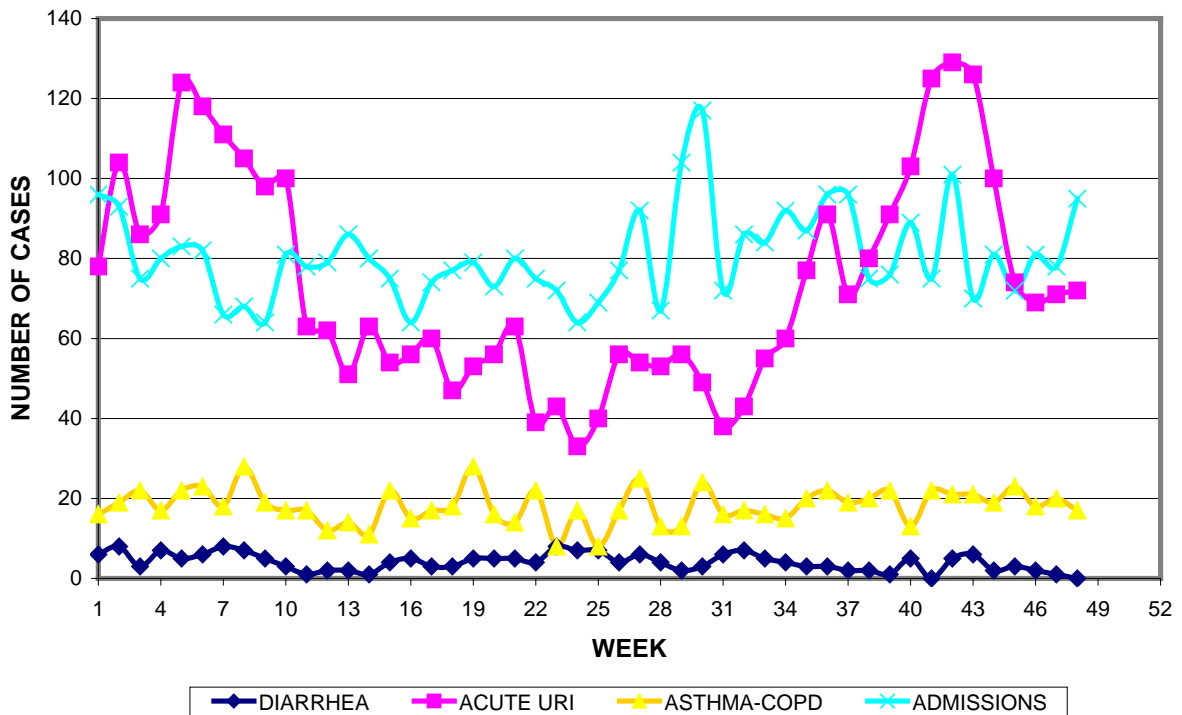
INFECTION CONTROL DEPARTMENT
 GUAM MEMORIAL HOSPITAL AUTHORITY
GUAM EPIDEMIOLOGY NEWSLETTER
 REPORT FOR WEEK ENDING: 12/3/2011 (Reporting week 2011-48)

GUAM REPORTS

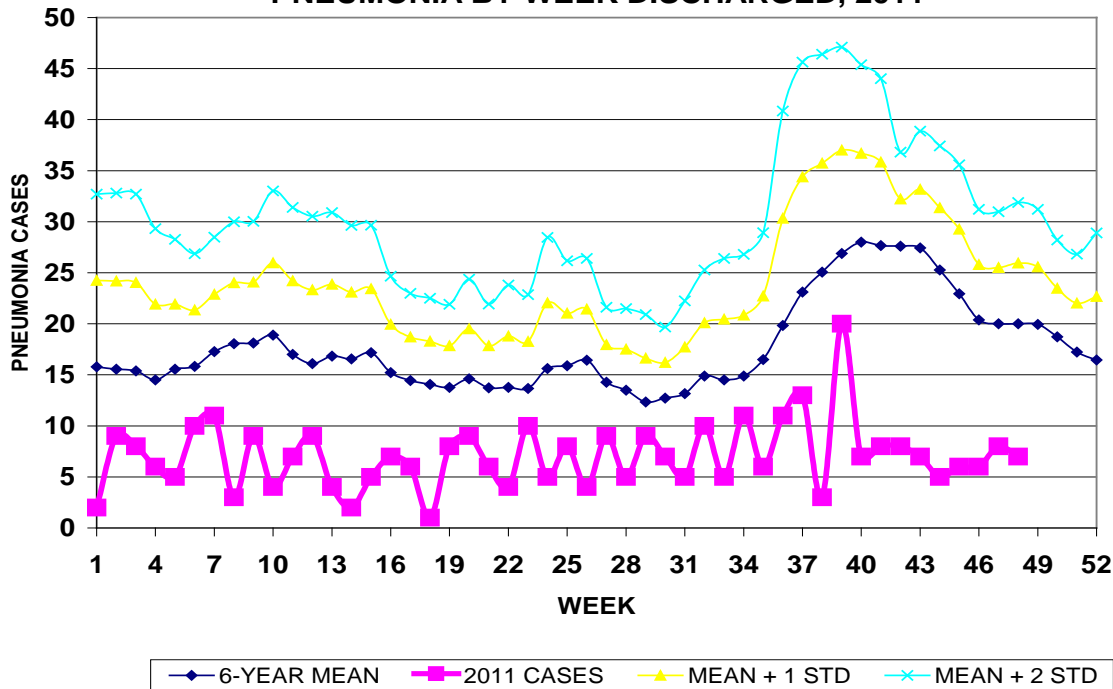
**GUAM ACUTE RESPIRATORY INFECTION SURVEILLANCE 2011;
 GMHA-EMERGENCY DEPARTMENT PATIENTS BY WEEK SEEN**



GUAM SYNDROMIC DISEASE SURVEILLANCE
GMHA-ED PATIENT DIAGNOSES BY WEEK, 2011



MEDICAL RECORDS AND INFECTION CONTROL DEPARTMENTS
 GUAM MEMORIAL HOSPITAL AUTHORITY
**HOSPITAL INPATIENT DISCHARGES WITH A DIAGNOSIS OF
 PNEUMONIA BY WEEK DISCHARGED, 2011**



GUAM SENTINEL PHYSICIAN INFLUENZA SURVEILLANCE
 REPORTS OF INFLUENZA OR INFLUENZA-LIKE ILLNESSES
 RECEIVED FOR THE WEEK ENDING 12/3//2011

Sporadic – Two cases reported by sentinel physician
 (ACTIVITY LEVELS: No activity, Sporadic, Local, Regional, Widespread)

Foreign Quarantine & Enteric Diseases Section
 Bureau of Communicable Disease Control
 Guam Department of Public Health & Social Services
H1N1 INFLUENZA SURVEILLANCE, WEEK 48, 2011
 Cumulative 2011: 2 civilian & 4 military cases
NO CASES OF H1N1 REPORTED FOR WEEK 48

INFECTION CONTROL DEPARTMENT
 GUAM MEMORIAL HOSPITAL AUTHORITY
**HOSPITALIZATIONS FOR INFLUENZA A or B BY AGE
 AND MORBIDITY REPORTING WEEK, 2011**

	WEEK										
AGE	39	40	41	42	43	44	45	46	47	48	TOTAL
0-4											1
5-18											
19-24											
25-49											
50-64											2
65+											
TOTAL	0	0	0	0	0	0	0	0	0	0	3

INFECTION CONTROL DEPARTMENT
 GUAM MEMORIAL HOSPITAL AUTHORITY
**GMHA-EMERGENCY DEPARTMENT CLINICAL DIAGNOSES OF INFLUENZA OR
 FLU-SYNDROME BY WEEK AND PATIENT'S VILLAGE OF RESIDENCE, 2011**
 (Villages listed geographically from northern-most to southern-most)

VILLAGE	WEEK										TOTAL	2011 RATE
	39	40	41	42	43	44	45	46	47	48		
Yigo	0	3	2	0	2	0	0	0	1	0	28	121.58
Dededo	2	3	5	2	2	0	1	1	0	0	68	133.78
Tamuning	0	0	0	0	1	0	0	0	0	1	21	98.58
Barrigada	1	1	0	0	0	0	0	0	0	0	12	117.28
Mangilao	0	0	0	0	1	0	0	0	0	1	19	120.67
M-T-M	1	0	3	1	0	0	0	0	0	1	22	318.24
Hagatna	0	1	0	0	1	0	0	0	0	0	6	461.18
Agaña Hts	0	0	0	0	0	0	0	0	0	0	2	42.92
Sinajana	0	0	0	0	1	0	1	0	0	0	5	148.19
Chalan Pago- Ordot	0	0	0	0	0	0	0	2	0	0	10	142.76
Asan- Maina	0	0	0	0	0	0	0	0	0	0	0	0
Piti	0	0	0	0	0	0	0	0	0	1	1	50.76
Santa Rita	0	0	0	0	0	0	0	0	0	0	4	45.10
Agat	2	0	0	0	0	0	0	0	0	0	5	74.75
Yona	0	1	0	0	1	0	0	0	0	0	13	169.54
Talofofo	0	0	0	1	0	0	0	0	0	1	6	157.81
Inarajan	0	0	0	0	0	0	0	0	0	0	4	110.83
Merizo	0	0	0	0	0	0	1	0	0	0	4	156.37
Umatac	0	0	0	0	0	0	0	0	0	0	0	0
Unknown	0	0	0	0	0	0	0	0	0	0	0	-
TOTAL	6	9	10	4	9	0	3	3	1	5	230	125.63

NOTE: Rate = cases per 100,000 population for the specified period.

GUAM ANIMAL DISEASE (ZONOSSES) REPORTS
 REPORTS RECEIVED FOR THE WEEK ENDING 12/3/2611

None reported

Bureau of Communicable Disease Control
Guam Department of Public Health & Social Services
ISLAND-WIDE COMMUNICABLE DISEASE REPORT
 REPORTS RECEIVED FOR THE WEEK ENDING 12/3/2011

<i>Acinetobacter baumannii</i>	1
<i>Campylobacter</i> sp.	1
Chickenpox	3
Chlamydia	19
<i>Clostridium difficile</i>	1
Conjunctivitis	7
<i>E. coli</i> MDR	2
Food poisoning	21
Hepatitis A	1
Hepatitis B	6
Hepatitis C	2
Hand, foot, and mouth disease	3
HPV	4
HSV 2	2
Influenza	1
<i>Klebsiella pneumoniae</i> MDR	2
MRSA	14
Mumps	2
Pertussis	3
RSV	3
<i>Serratia</i> sp. MDR	1
Shigellosis	1
Streptococcal sore throat	10
Streptococcal disease, other	5
Syphilis	1
Tuberculosis	3

PREVENTIVE MEDICINE DEPARTMENT
 U.S. NAVAL HOSPITAL GUAM

**PNEUMONIA CASES SEEN IN GUAM MILITARY TREATMENT
 FACILITIES BY WEEK REPORTED, 2011**

